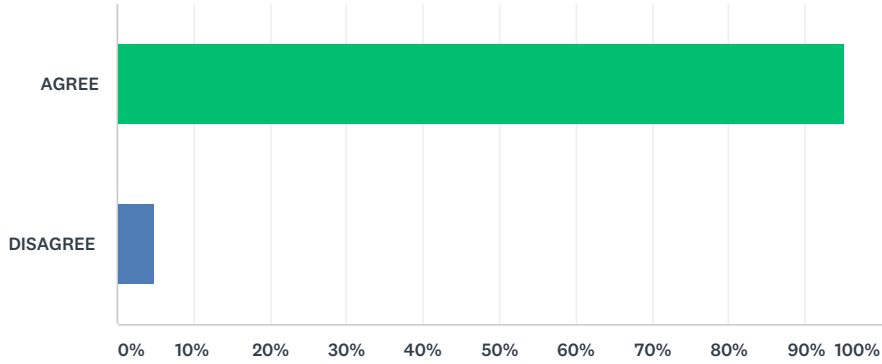


**Q1 ELECTRONIC CONSENT:** Please select your choice below. Clicking on the "agree" button below indicates that: you have read the above information you voluntarily agree to participate you are at least 18 years of age If you do not wish to participate in the research study, please decline participation by clicking on the "disagree" button.

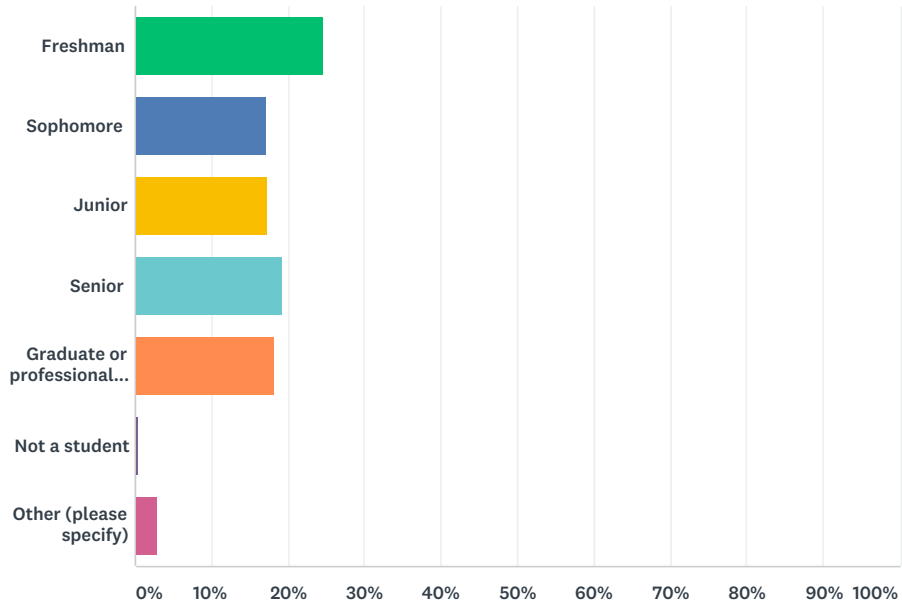
Answered: 472 Skipped: -1



ANSWER CHOICES	RESPONSES	
AGREE	95.13%	449
DISAGREE	4.87%	23
TOTAL		472

## Q2 In what year of school are you currently enrolled

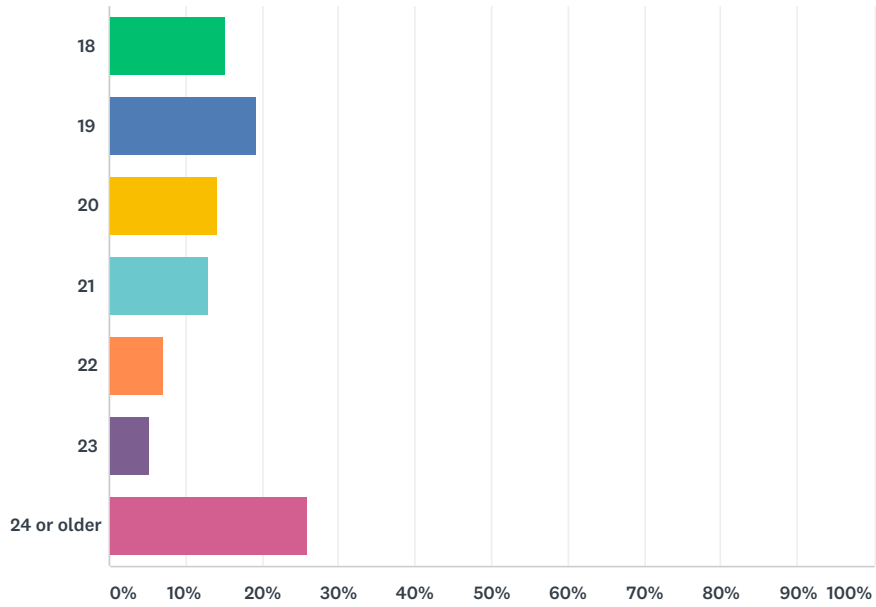
Answered: 421 Skipped: 50



ANSWER CHOICES	RESPONSES	
Freshman	24.70%	104
Sophomore	17.10%	72
Junior	17.34%	73
Senior	19.24%	81
Graduate or professional school student	18.29%	77
Not a student	0.48%	2
Other (please specify)	2.85%	12
<b>TOTAL</b>		<b>421</b>

### Q3 How old are you?

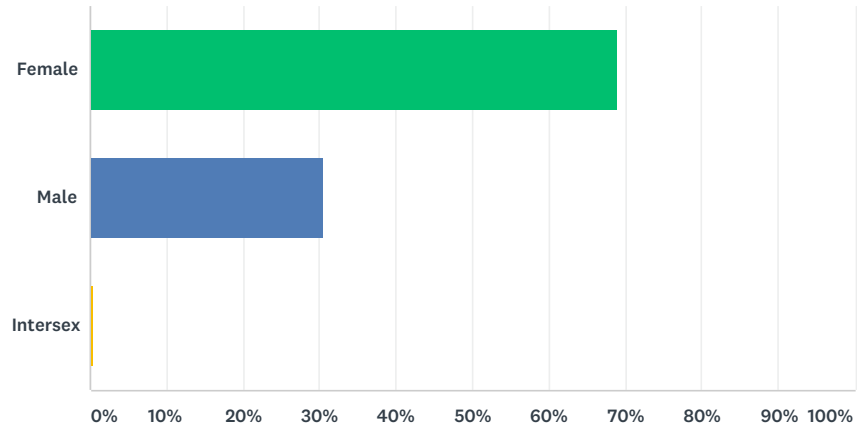
Answered: 421 Skipped: 50



ANSWER CHOICES	RESPONSES	
18	15.20%	64
19	19.24%	81
20	14.25%	60
21	13.06%	55
22	7.13%	30
23	5.23%	22
24 or older	25.89%	109
<b>TOTAL</b>		<b>421</b>

### Q4 What is your biological sex?

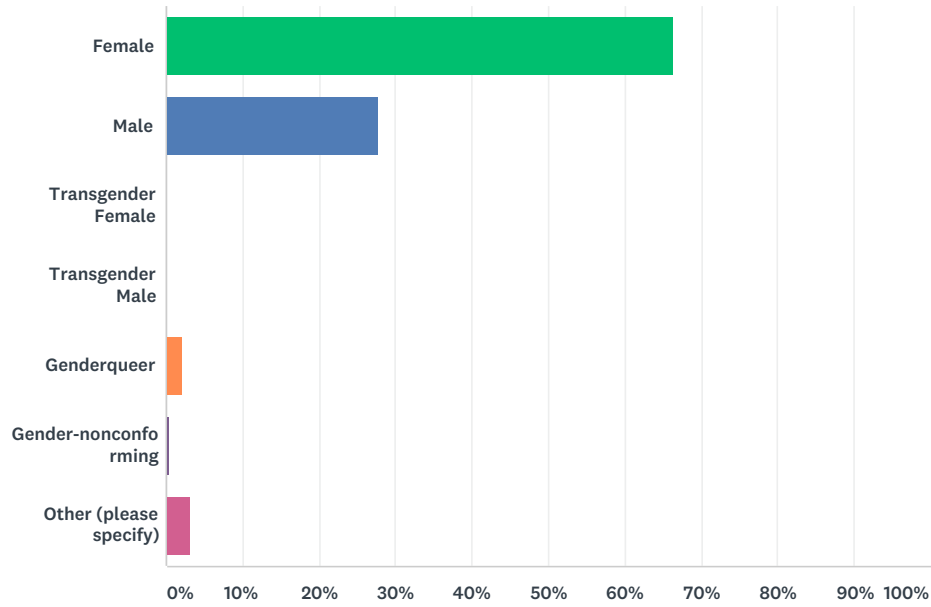
Answered: 422 Skipped: 49



ANSWER CHOICES	RESPONSES	
Female	68.96%	291
Male	30.57%	129
Intersex	0.47%	2
TOTAL		422

### Q5 What is your current gender identity?

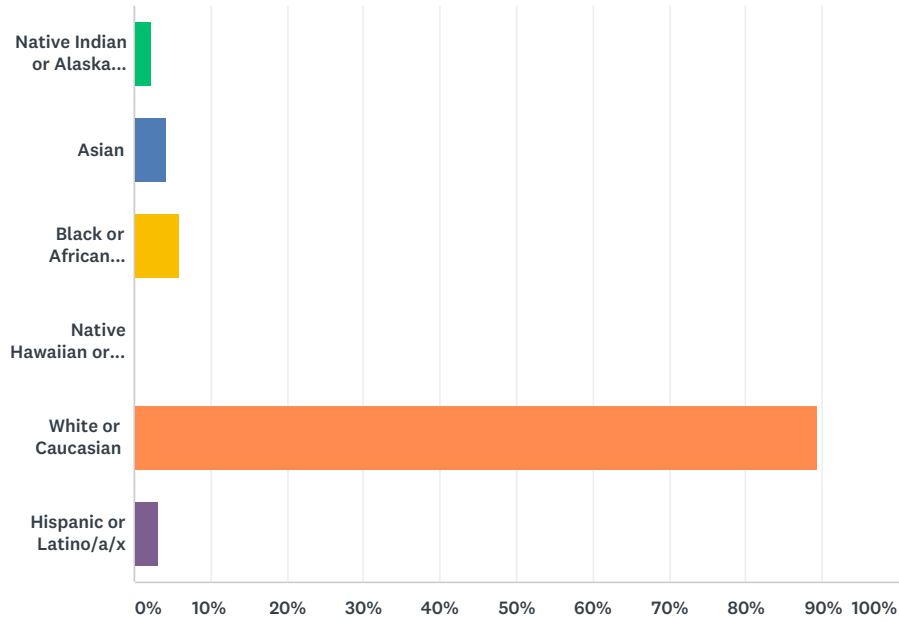
Answered: 421 Skipped: 50



ANSWER CHOICES	RESPONSES	
Female	66.27%	279
Male	27.79%	117
Transgender Female	0.00%	0
Transgender Male	0.24%	1
Genderqueer	2.14%	9
Gender-nonconforming	0.48%	2
Other (please specify)	3.09%	13
<b>TOTAL</b>		<b>421</b>

Q6 Select one or more of the following options that best describes your race:

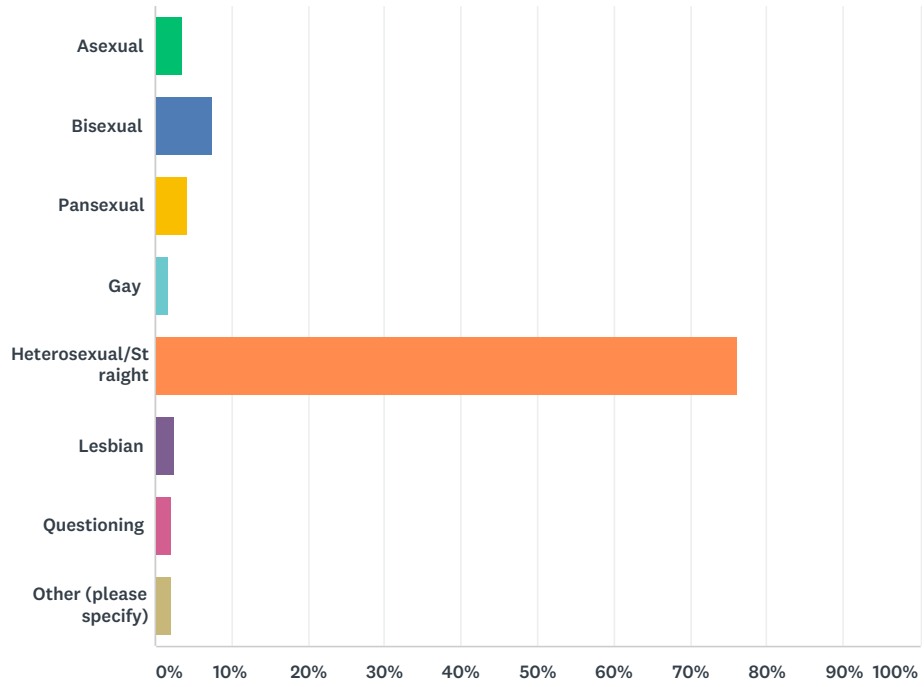
Answered: 409 Skipped: 62



ANSWER CHOICES	RESPONSES
Native Indian or Alaska Native	2.20% 9
Asian	4.16% 17
Black or African American	5.87% 24
Native Hawaiian or Other Pacific Islander	0.24% 1
White or Caucasian	89.24% 365
Hispanic or Latino/a/x	3.18% 13
Total Respondents: 409	

### Q7 Do you consider yourself to be:

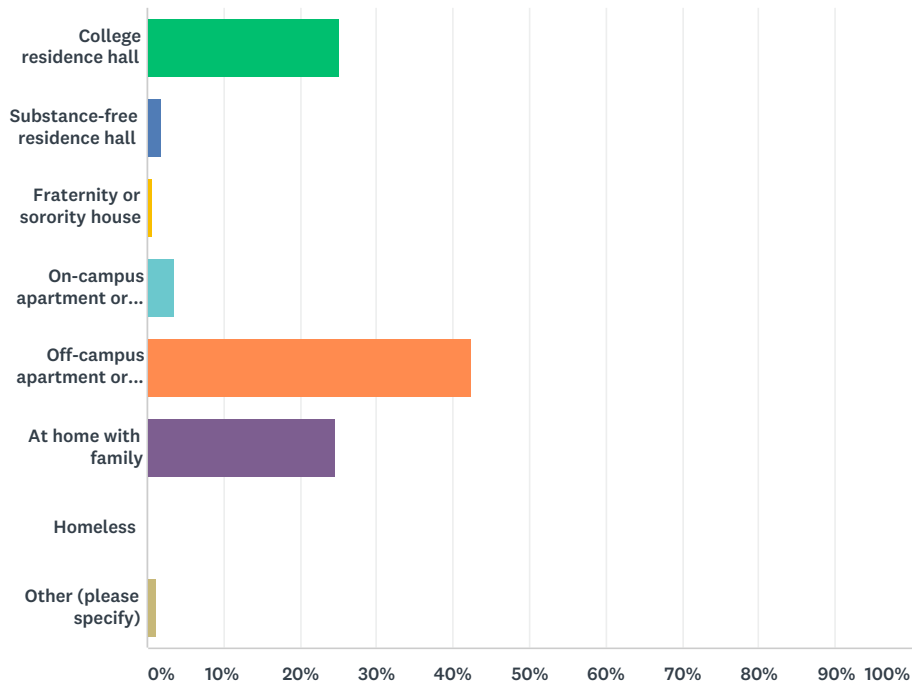
Answered: 422 Skipped: 49



ANSWER CHOICES	RESPONSES	
Asexual	3.55%	15
Bisexual	7.58%	32
Pansexual	4.27%	18
Gay	1.66%	7
Heterosexual/Straight	76.07%	321
Lesbian	2.61%	11
Questioning	2.13%	9
Other (please specify)	2.13%	9
<b>TOTAL</b>		<b>422</b>

### Q8 Which best describes your current living arrangements this academic year?

Answered: 421 Skipped: 50

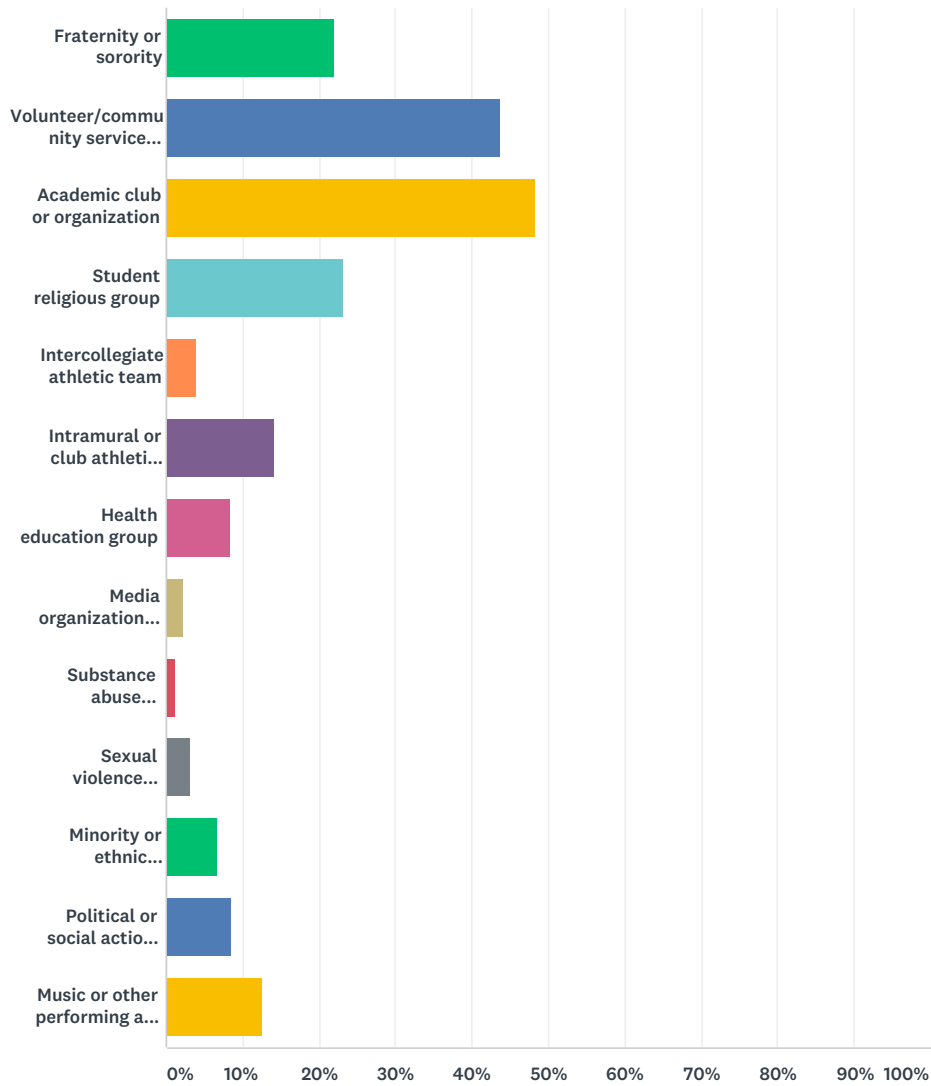


ANSWER CHOICES	RESPONSES	
College residence hall	25.18%	106
Substance-free residence hall	1.90%	8
Fraternity or sorority house	0.71%	3
On-campus apartment or house	3.56%	15
Off-campus apartment or house	42.52%	179
At home with family	24.70%	104
Homeless	0.24%	1
Other (please specify)	1.19%	5
<b>TOTAL</b>		<b>421</b>



Q9 Are you currently a member of any of the following? Please check all that apply.

Answered: 254 Skipped: 217



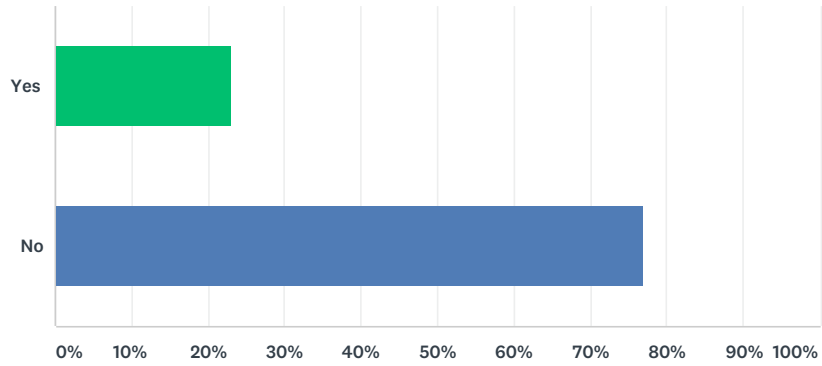
ANSWER CHOICES	RESPONSES	
Fraternity or sorority	22.05%	56
Volunteer/community service organization	43.70%	111
Academic club or organization	48.43%	123
Student religious group	23.23%	59
Intercollegiate athletic team	3.94%	10
Intramural or club athletic team	14.17%	36
Health education group	8.27%	21
Media organization (e.g., newspaper, radio, magazine)	2.36%	6
Substance abuse prevention peer education group	1.18%	3

## TBR Climate Survey - East Tennessee State University

Sexual violence prevention peer education group	3.15%	8
Minority or ethnic organization	6.69%	17
Political or social action group	8.66%	22
Music or other performing arts group	12.60%	32
Total Respondents: 254		

### Q10 Did you transfer to this school from another school?

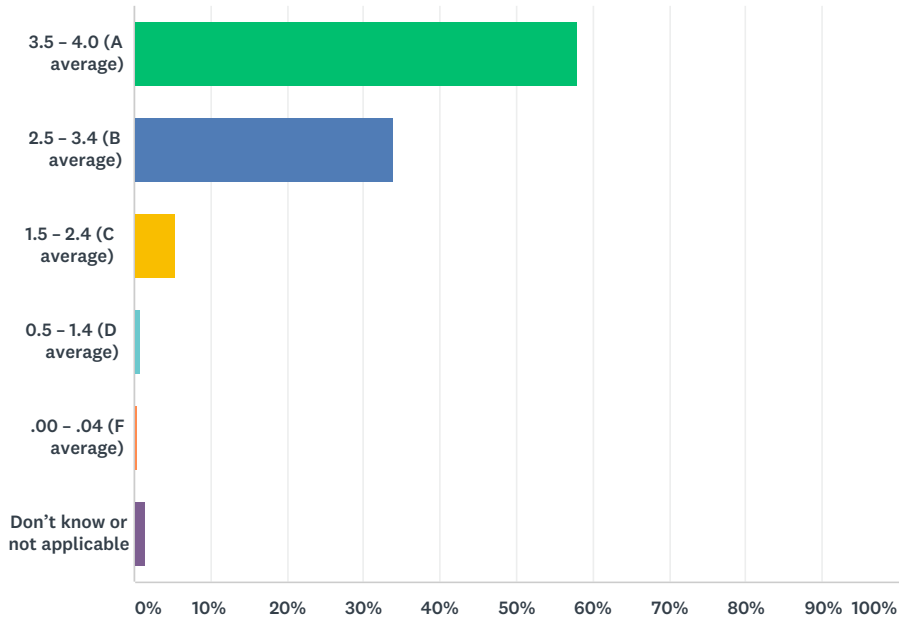
Answered: 422 Skipped: 49



ANSWER CHOICES	RESPONSES	
Yes	22.99%	97
No	77.01%	325
TOTAL		422

### Q11 Which of the following best describes your current grade point average?

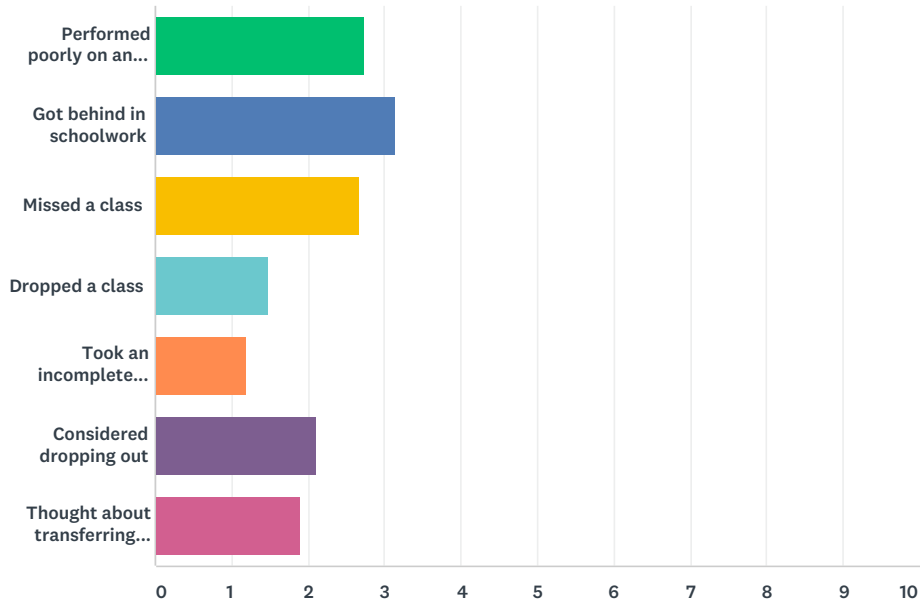
Answered: 407 Skipped: 64



ANSWER CHOICES	RESPONSES	
3.5 – 4.0 (A average)	57.99%	236
2.5 – 3.4 (B average)	33.91%	138
1.5 – 2.4 (C average)	5.41%	22
0.5 – 1.4 (D average)	0.74%	3
.00 – .04 (F average)	0.49%	2
Don't know or not applicable	1.47%	6
<b>TOTAL</b>		<b>407</b>

### Q12 Since you've been a student at this school, to what degree has the following happened to you?

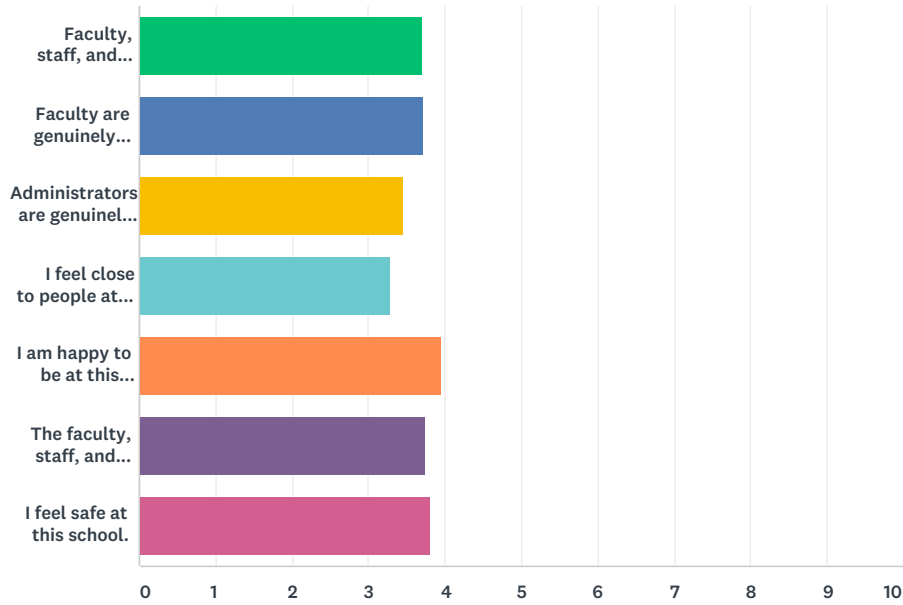
Answered: 407 Skipped: 64



	NEVER	RARELY	OCCASIONALLY	SOMETIMES	FREQUENTLY	USUALLY	ALWAYS	TOTAL	WEIGHTED AVERAGE
Performed poorly on an assignment	10.32% 42	38.33% 156	24.82% 101	21.13% 86	4.67% 19	0.00% 0	0.74% 3	407	2.74
Got behind in schoolwork	9.36% 38	26.35% 107	24.63% 100	24.88% 101	11.33% 46	2.71% 11	0.74% 3	406	3.14
Missed a class	15.06% 61	37.78% 153	21.98% 89	16.54% 67	7.41% 30	0.25% 1	0.99% 4	405	2.68
Dropped a class	67.41% 273	24.20% 98	3.21% 13	3.70% 15	0.49% 2	0.25% 1	0.74% 3	405	1.49
Took an incomplete course grade	88.94% 362	7.13% 29	1.47% 6	1.72% 7	0.00% 0	0.00% 0	0.74% 3	407	1.20
Considered dropping out	59.46% 242	14.00% 57	7.13% 29	5.65% 23	7.13% 29	2.21% 9	4.42% 18	407	2.11
Thought about transferring to a new school	62.41% 254	15.23% 62	7.13% 29	7.86% 32	2.70% 11	2.21% 9	2.46% 10	407	1.90

### Q13 Please indicate your level of agreement with the following statements:

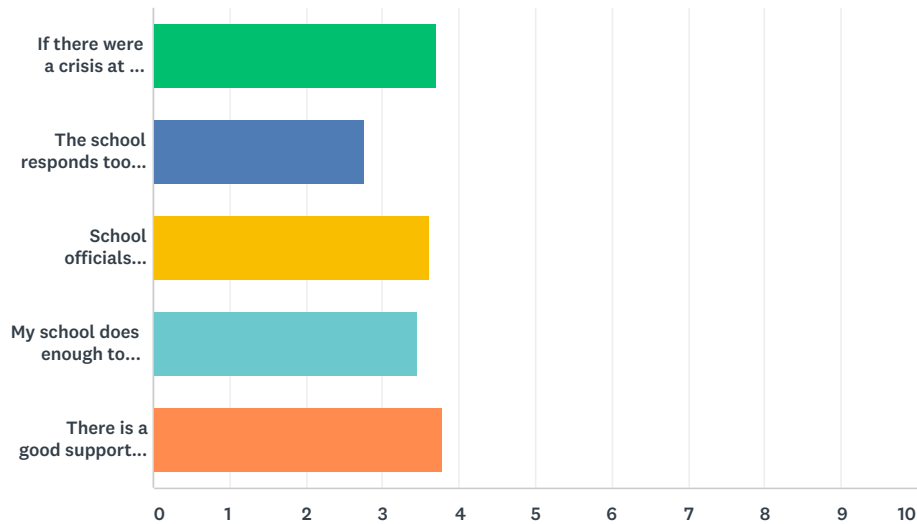
Answered: 392 Skipped: 79



	STRONGLY DISAGREE	DISAGREE	NEITHER AGREE NOR DISAGREE	AGREE	STRONGLY AGREE	TOTAL	WEIGHTED AVERAGE
Faculty, staff, and administrators respect what students at this school think.	3.06% 12	8.93% 35	18.11% 71	54.85% 215	15.05% 59	392	3.70
Faculty are genuinely concerned about my welfare.	2.56% 10	9.46% 37	21.74% 85	46.29% 181	19.95% 78	391	3.72
Administrators are genuinely concerned about my welfare.	5.37% 21	13.30% 52	26.85% 105	39.64% 155	14.83% 58	391	3.45
I feel close to people at this school.	7.93% 31	17.90% 70	25.32% 99	34.53% 135	14.32% 56	391	3.29
I am happy to be at this college/university.	2.81% 11	3.84% 15	17.65% 69	47.31% 185	28.39% 111	391	3.95
The faculty, staff, and administrators at this school treat students fairly.	2.81% 11	7.16% 28	21.48% 84	49.36% 193	19.18% 75	391	3.75
I feel safe at this school.	3.07% 12	7.67% 30	17.90% 70	48.34% 189	23.02% 90	391	3.81

### Q14 Please indicate your level of agreement with the following statements:

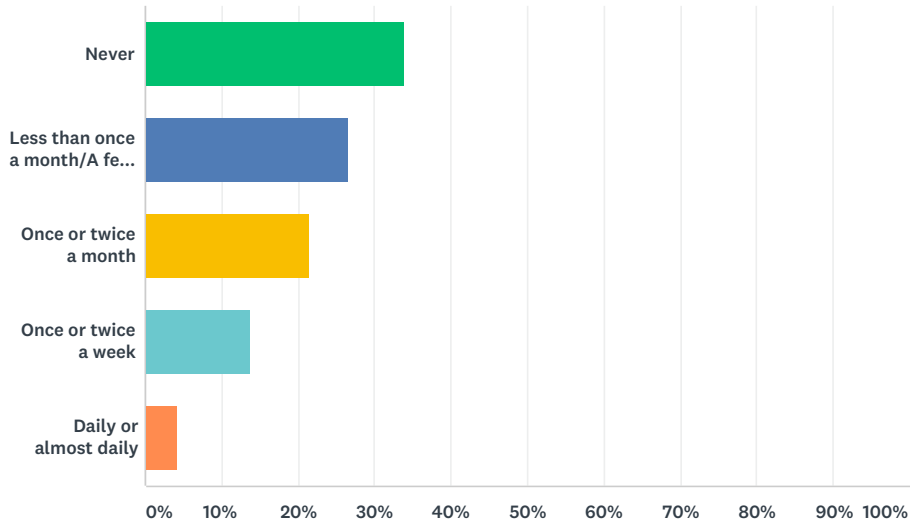
Answered: 391 Skipped: 80



	STRONGLY DISAGREE	DISAGREE	NEITHER AGREE NOR DISAGREE	AGREE	STRONGLY AGREE	I DON'T HAVE ANY KNOWLEDGE OR EXPERIENCE AROUND THIS TO OFFER A RESPONSE.	TOTAL	WEIGHTED AVERAGE
If there were a crisis at my school, my school would handle it well.	2.30% 9	8.44% 33	14.07% 55	34.78% 136	15.35% 60	25.06% 98	391	3.70
The school responds too slowly in difficult situations.	4.62% 18	28.72% 112	18.97% 74	12.05% 47	5.13% 20	30.51% 119	390	2.77
School officials handle negative incidents in a fair and responsible manner.	3.85% 15	6.67% 26	16.41% 64	35.38% 138	12.31% 48	25.38% 99	390	3.61
My school does enough to protect the safety of students.	3.34% 13	14.65% 57	19.28% 75	36.25% 141	11.57% 45	14.91% 58	389	3.45
There is a good support system at my school for students going through difficult times.	2.82% 11	6.15% 24	15.64% 61	36.41% 142	19.23% 75	19.74% 77	390	3.79

### Q15 Since the start of this academic year, about how often have you consumed alcohol?

Answered: 390 Skipped: 81

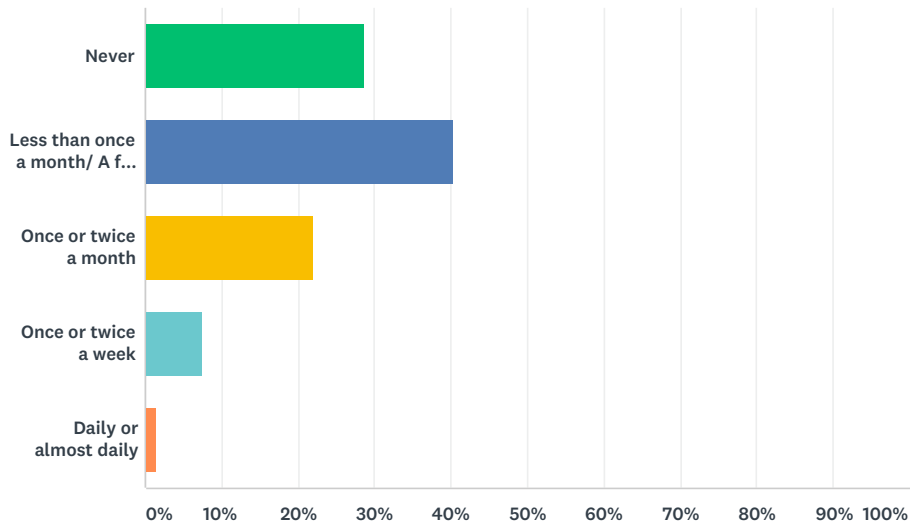


ANSWER CHOICES	RESPONSES	
Never	33.85%	132
Less than once a month/A few times	26.67%	104
Once or twice a month	21.54%	84
Once or twice a week	13.85%	54
Daily or almost daily	4.10%	16
<b>TOTAL</b>		<b>390</b>



### Q16 Since the start of this academic year, about how often have you consumed enough alcohol to get drunk?

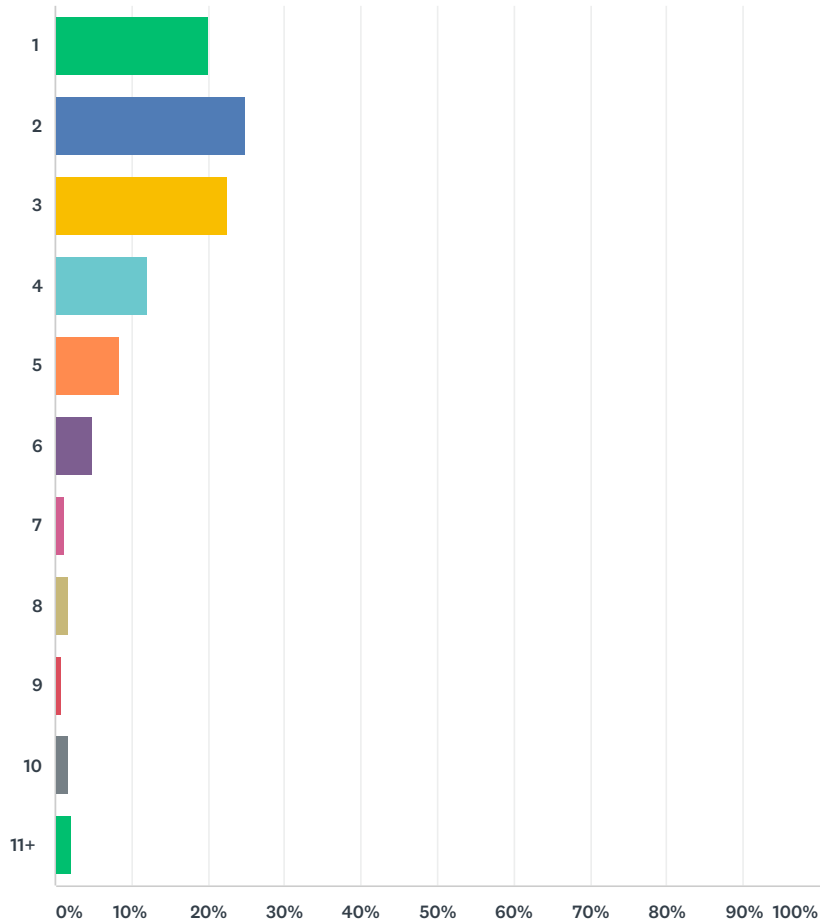
Answered: 255 Skipped: 216



ANSWER CHOICES	RESPONSES	
Never	28.63%	73
Less than once a month/ A few times	40.39%	103
Once or twice a month	21.96%	56
Once or twice a week	7.45%	19
Daily or almost daily	1.57%	4
<b>TOTAL</b>		<b>255</b>

Q17 On a typical drinking occasion, about how many alcohol drinks do you usually have? (One drink = 1.5 oz liquor = 5 oz wine = 12 oz beer)

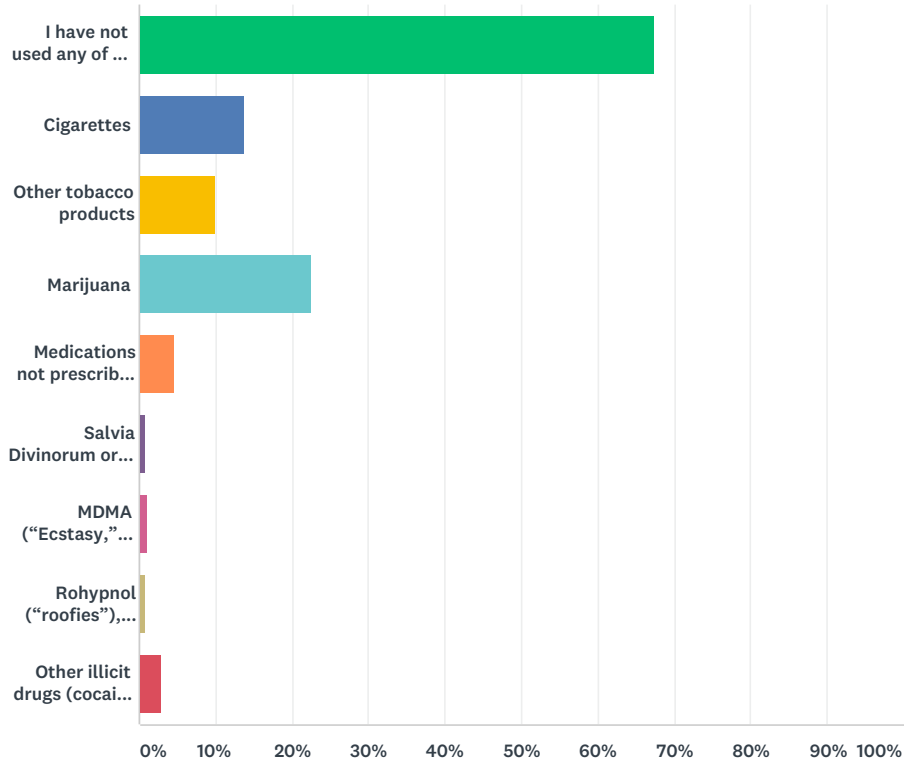
Answered: 249 Skipped: 222



ANSWER CHOICES	RESPONSES	
1	20.08%	50
2	24.90%	62
3	22.49%	56
4	12.05%	30
5	8.43%	21
6	4.82%	12
7	1.20%	3
8	1.61%	4
9	0.80%	2
10	1.61%	4
11+	2.01%	5
<b>TOTAL</b>		<b>249</b>

**Q18 Since the start of this academic year, have you used, either voluntarily or involuntarily, any of the following? Please check all that apply.**

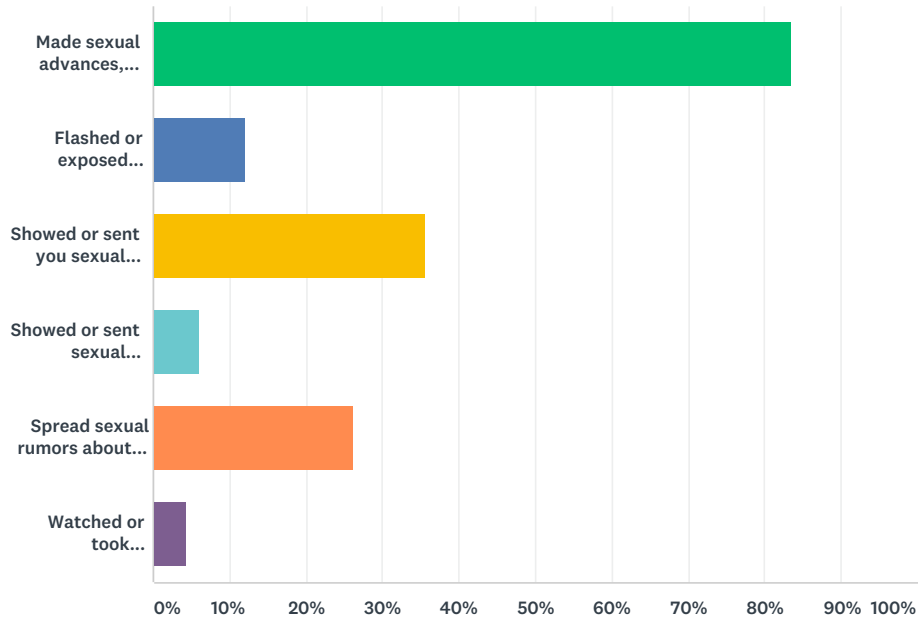
Answered: 376 Skipped: 95



ANSWER CHOICES	RESPONSES	
I have not used any of the following since the start of this academic year	67.29%	253
Cigarettes	13.83%	52
Other tobacco products	10.11%	38
Marijuana	22.61%	85
Medications not prescribed to me (ADHD drugs, painkillers, tranquilizers, sleeping pills, etc.)	4.52%	17
Salvia Divinorum or Salvinorin A ("Maria Pastora," "Sage of the Seers," "Diviner's Sage," "Sally-D," or "magic mint")	0.80%	3
MDMA ("Ecstasy," "XTC," "Adam")	1.06%	4
Rohypnol ("roofies"), GHB, or ketamine	0.80%	3
Other illicit drugs (cocaine, methamphetamine, amphetamines, heroin, LSD, other psychedelics or hallucinogenics, etc.)	2.93%	11
Total Respondents: 376		

Q19 Since the beginning of the current academic year, has anyone done the following to you either in person or by phone, text message, e-mail, or social media? Please include any experiences, regardless of where they occurred.

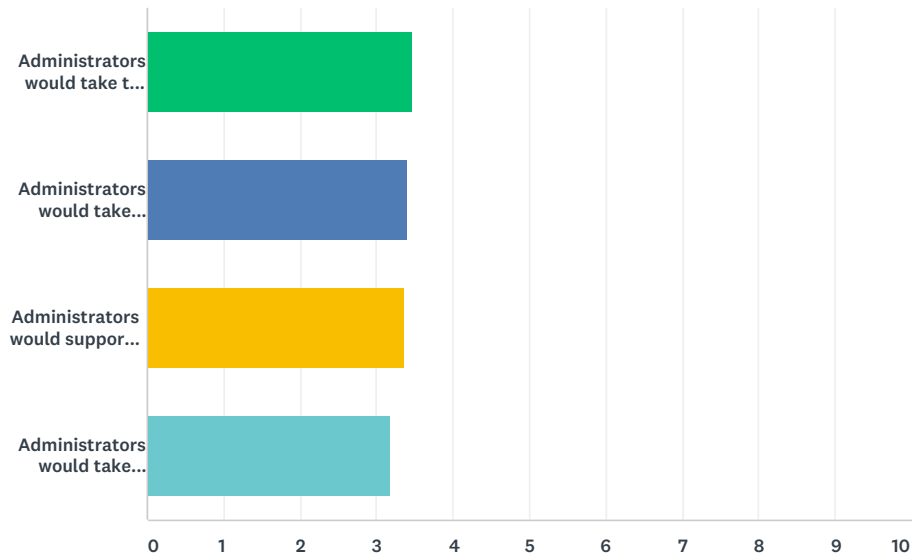
Answered: 115 Skipped: 356



ANSWER CHOICES	RESPONSES	
Made sexual advances, gestures, comments, or jokes that were unwelcome to you	83.48%	96
Flashed or exposed themselves to you without your consent	12.17%	14
Showed or sent you sexual pictures, photos, or videos that you didn't want to see	35.65%	41
Showed or sent sexual photos/videos of you that you didn't want shared	6.09%	7
Spread sexual rumors about you that you didn't want shared	26.09%	30
Watched or took photos/videos of you when you were nude or having sex, without your consent	4.35%	5
Total Respondents: 115		

Q20 If someone were to report a sexual assault to administrators at your school (e.g., Title IX Coordinator, etc.), how likely is it that:

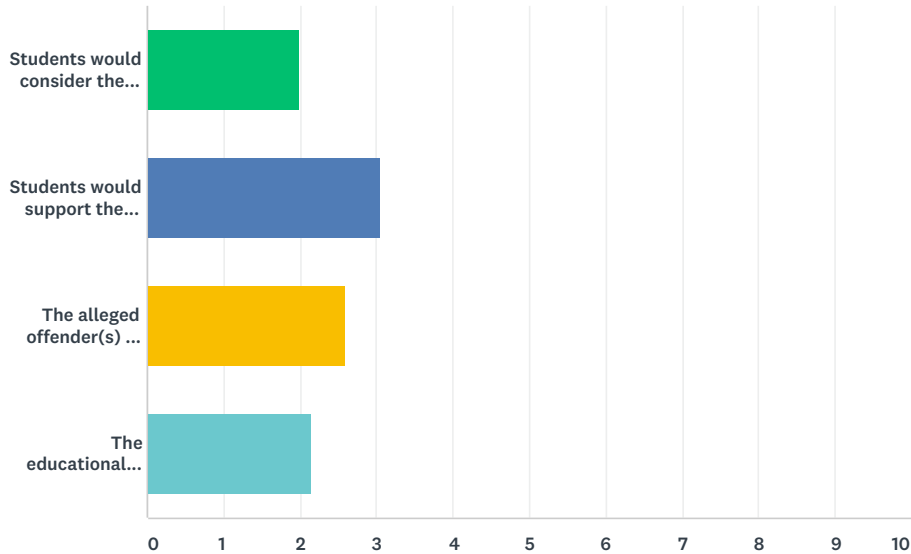
Answered: 362 Skipped: 109



	NOT AT ALL LIKELY	SOMEWHAT LIKELY	MODERATELY LIKELY	VERY LIKELY	I DON'T HAVE ANY KNOWLEDGE OR EXPERIENCE AROUND THIS TO OFFER A RESPONSE.	TOTAL	WEIGHTED AVERAGE
Administrators would take the report seriously?	2.21% 8	8.56% 31	18.23% 66	51.38% 186	19.61% 71	362	3.48
Administrators would take steps to protect the safety of the person making the report?	4.42% 16	6.63% 24	18.78% 68	46.96% 170	23.20% 84	362	3.41
Administrators would support the person making the report?	4.16% 15	9.14% 33	19.11% 69	45.98% 166	21.61% 78	361	3.36
Administrators would take corrective action to address factors that may have led to the sexual assault?	6.70% 24	11.45% 41	17.60% 63	38.83% 139	25.42% 91	358	3.19

Q21 If someone were to report a sexual assault to administrators at your school (e.g., Title IX Coordinator, etc.), how likely is it that:

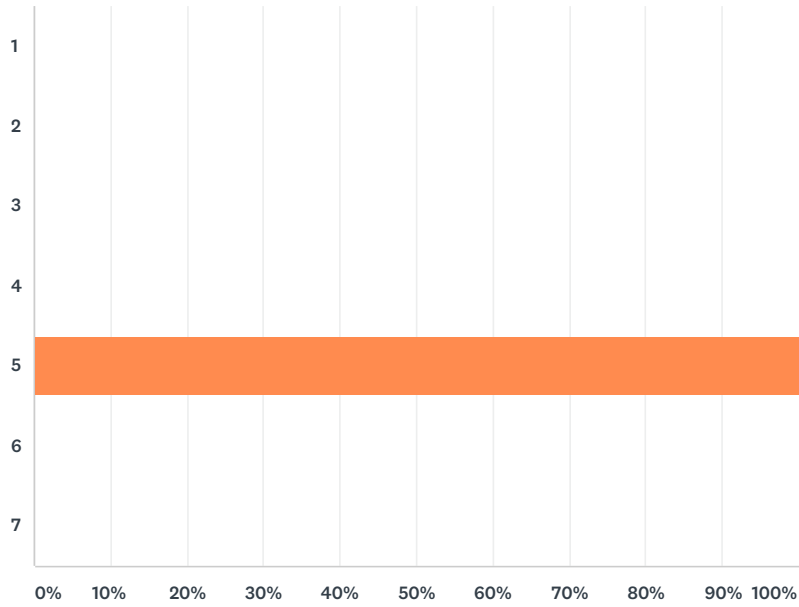
Answered: 362 Skipped: 109



	NOT AT ALL LIKELY	SOMEWHAT LIKELY	MODERATELY LIKELY	VERY LIKELY	I DON'T HAVE ANY KNOWLEDGE OR EXPERIENCE AROUND THIS TO OFFER A RESPONSE.	TOTAL	WEIGHTED AVERAGE
Students would consider the person making the report to be a troublemaker?	31.22% 113	22.10% 80	13.26% 48	8.29% 30	25.14% 91	362	1.98
Students would support the person making the report?	4.14% 15	16.30% 59	32.60% 118	28.73% 104	18.23% 66	362	3.05
The alleged offender(s) or their associates would retaliate against the person making the report?	9.19% 33	23.12% 83	15.32% 55	16.16% 58	36.21% 130	359	2.60
The educational achievement/career of the person making the report would suffer?	23.61% 85	20.28% 73	14.44% 52	9.72% 35	31.94% 115	360	2.15

Q22 If you are still reading this survey, please mark '5' for this question.

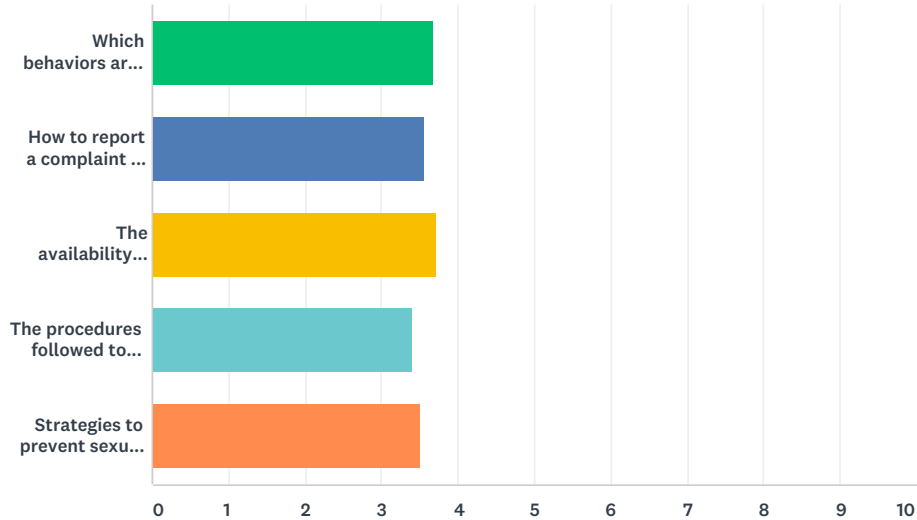
Answered: 361 Skipped: 110



ANSWER CHOICES	RESPONSES	
1	0.00%	0
2	0.00%	0
3	0.00%	0
4	0.00%	0
5	100.00%	361
6	0.00%	0
7	0.00%	0
<b>TOTAL</b>		<b>361</b>

### Q23 While you have been a student at this school, how useful did you find trainings you've received in the following areas related to sexual assault:

Answered: 360 Skipped: 111



	NOT USEFUL	SLIGHTLY USEFUL	SOMEWHAT USEFUL	MODERATELY USEFUL	VERY USEFUL	I HAVE NOT RECEIVED TRAINING IN THIS AREA	TOTAL	WEI AVE
Which behaviors are defined as "sexual assault?"	7.22% 26	6.11% 22	17.50% 63	22.78% 82	25.83% 93	20.56% 74	360	
How to report a complaint of sexual assault?	6.67% 24	9.72% 35	16.94% 61	17.22% 62	23.89% 86	25.56% 92	360	
The availability of confidential on-campus resources to help someone who experiences sexual assault?	6.11% 22	8.61% 31	13.89% 50	20.00% 72	28.06% 101	23.33% 84	360	
The procedures followed to investigate a complaint of sexual assault?	7.80% 28	10.31% 37	13.93% 50	17.27% 62	18.38% 66	32.31% 116	359	



## TBR Climate Survey - East Tennessee State University

---

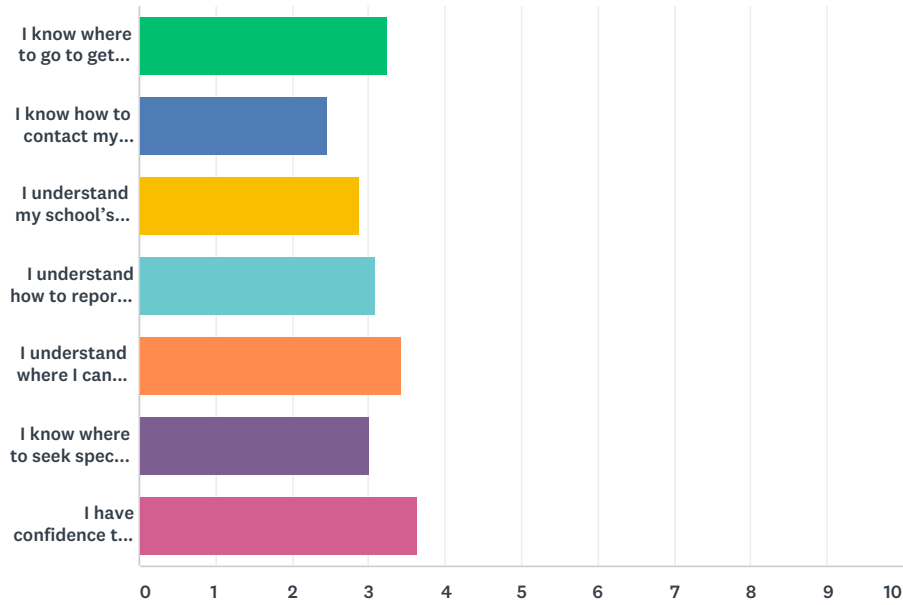
Strategies to prevent sexual assault?	8.64% 31	9.47% 34	16.16% 58	20.33% 73	23.68% 85	21.73% 78	359
--	-------------	-------------	--------------	--------------	--------------	--------------	-----

## Q24 What questions do you still have related to these topics?

Answered: 113 Skipped: 358

## Q25 Please indicate your level of agreement with the following statements:

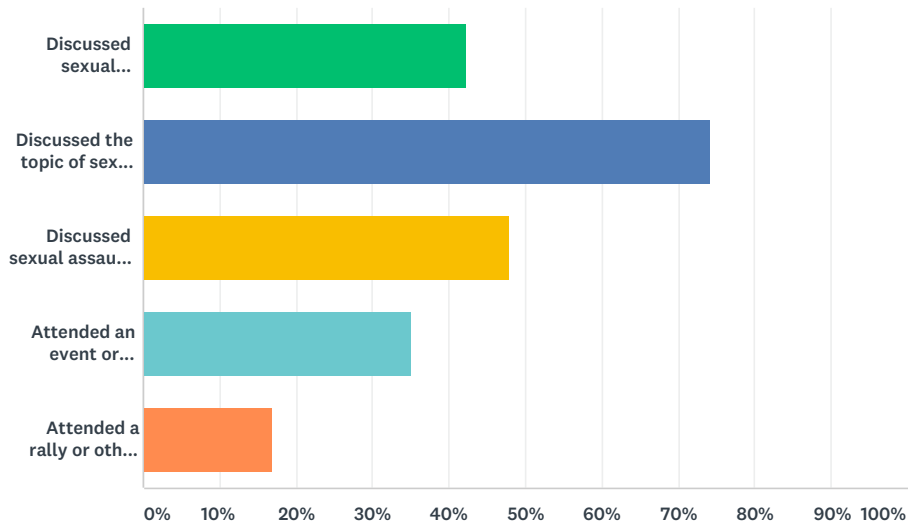
Answered: 356 Skipped: 115



	STRONGLY DISAGREE	DISAGREE	NEITHER AGREE NOR DISAGREE	AGREE	STRONGLY AGREE	TOTAL	WEIGHTED AVERAGE
I know where to go to get help regarding sexual assault at my school.	9.55% 34	19.66% 70	16.85% 60	44.10% 157	9.83% 35	356	3.25
I know how to contact my school's Title IX Coordinator	25.63% 91	35.49% 126	11.55% 41	21.41% 76	5.92% 21	355	2.46
I understand my school's formal procedures to address complaints of sexual assault.	14.08% 50	28.73% 102	18.31% 65	31.55% 112	7.32% 26	355	2.89
I understand how to report a sexual assault at my school.	12.99% 46	22.32% 79	14.97% 53	40.68% 144	9.04% 32	354	3.10
I understand where I can find confidential support at my school.	9.58% 34	15.21% 54	12.68% 45	48.17% 171	14.37% 51	355	3.43
I know where to seek special accommodations at my school (like changing my class schedule) if I was assaulted.	15.21% 54	24.79% 88	14.08% 50	35.77% 127	10.14% 36	355	3.01
I have confidence that my school's administrators will follow the procedures necessary to address complaints of sexual assault fairly.	6.50% 23	7.06% 25	21.19% 75	46.89% 166	18.36% 65	354	3.64

## Q26 Since you came to this institution, which of the following have you done?

Answered: 265 Skipped: 206



ANSWER CHOICES	RESPONSES	
Discussed sexual assault/rape in class	42.26%	112
Discussed the topic of sexual assault with friends	74.34%	197
Discussed sexual assault with a family member	47.92%	127
Attended an event or program about what you can do as a bystander to stop sexual assault	35.09%	93
Attended a rally or other campus event about sexual assault/rape	16.98%	45
Total Respondents: 265		