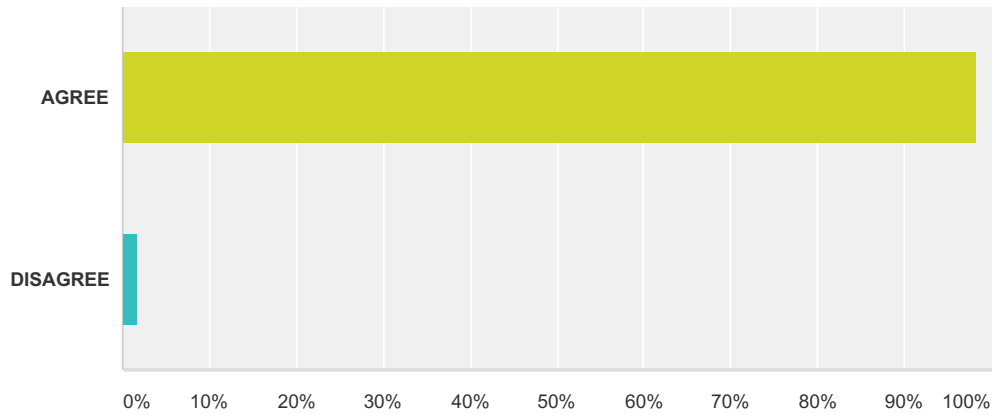


Q1 ELECTRONIC CONSENT: Please select your choice below. Clicking on the "agree" button below indicates that: you have read the above information you voluntarily agree to participate you are at least 18 years of age If you do not wish to participate in the research study, please decline participation by clicking on the "disagree" button.

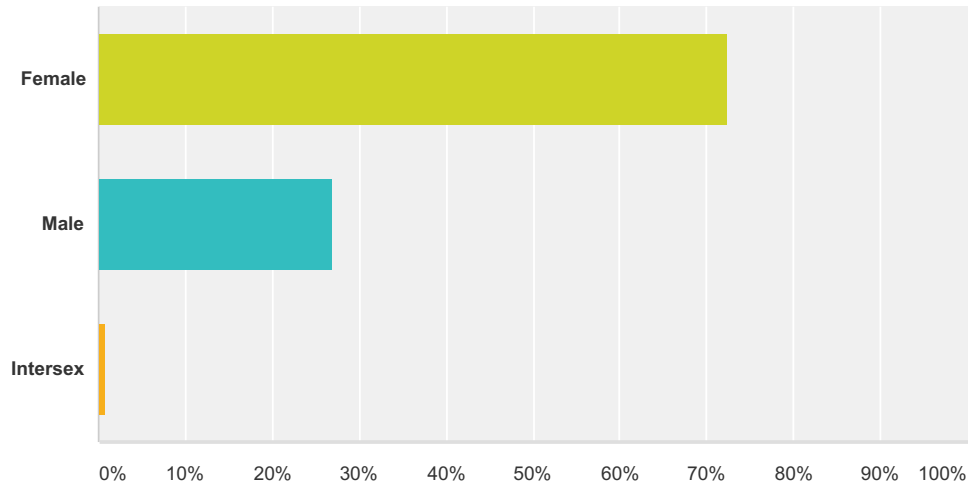
Answered: 571 Skipped: 0



Answer Choices	Responses
AGREE	98.25% 561
DISAGREE	1.75% 10
Total	571

Q2 What is your biological sex?

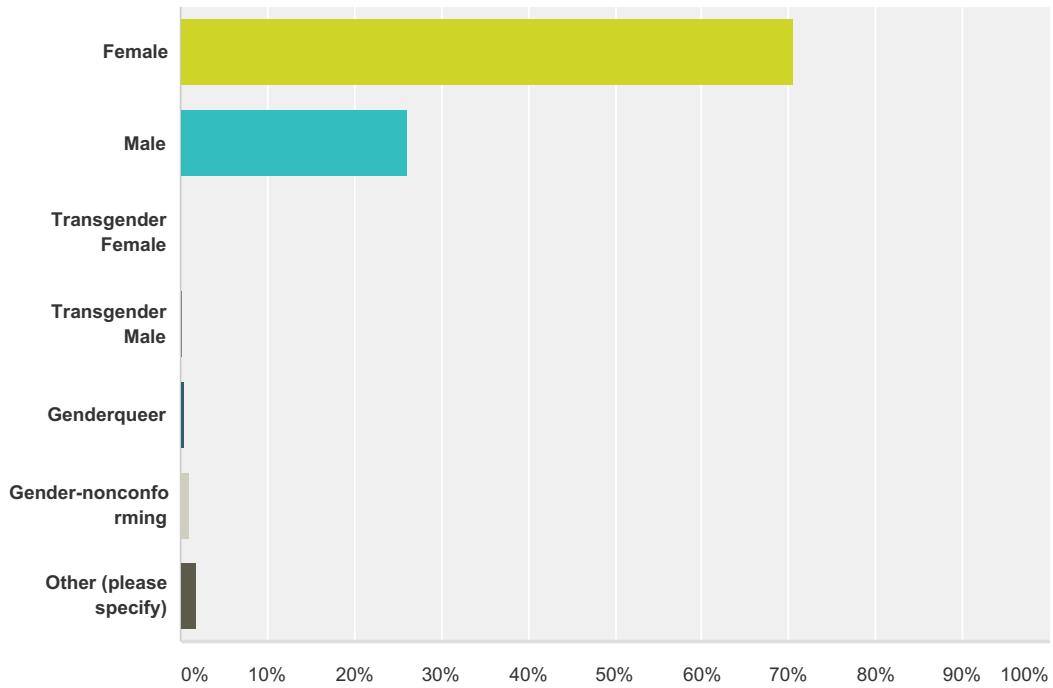
Answered: 532 Skipped: 39



Answer Choices	Responses	Count
Female	72.37%	385
Male	26.88%	143
Intersex	0.75%	4
Total		532

Q3 What is your current gender identity?

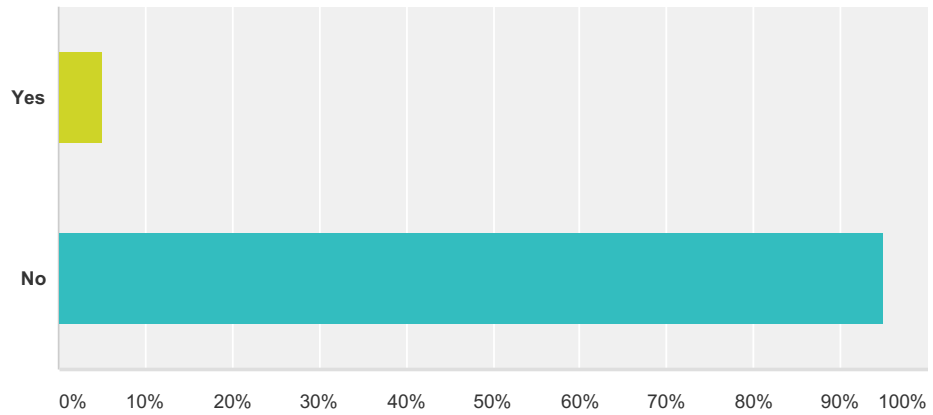
Answered: 529 Skipped: 42



Answer Choices	Responses	
Female	70.51%	373
Male	26.09%	138
Transgender Female	0.00%	0
Transgender Male	0.19%	1
Genderqueer	0.38%	2
Gender-nonconforming	0.95%	5
Other (please specify)	1.89%	10
Total		529

Q4 Are you Hispanic or Latino/a?

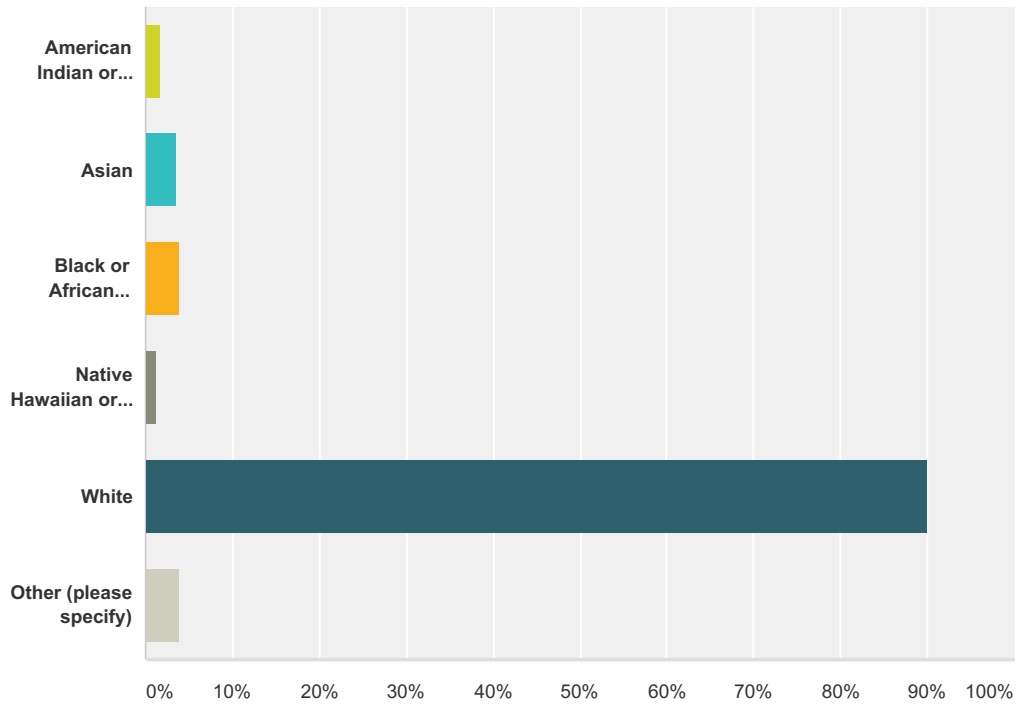
Answered: 528 Skipped: 43



Answer Choices	Responses
Yes	5.11% 27
No	94.89% 501
Total	528

Q5 Select one or more of the following options that best describes your race:

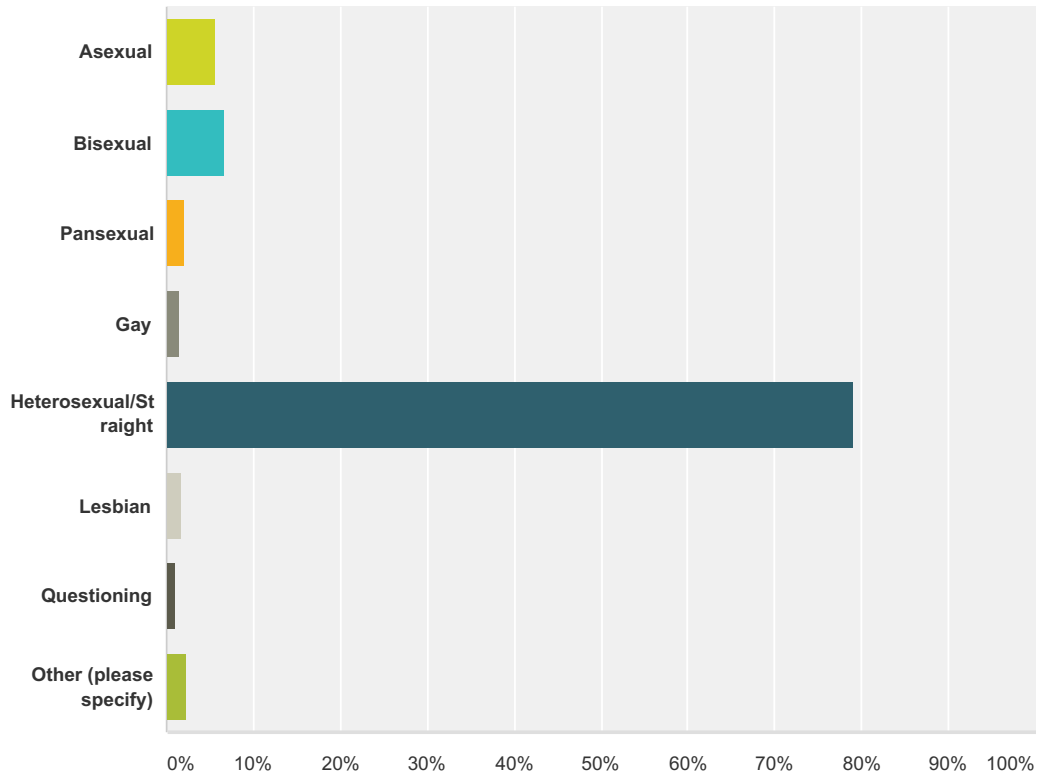
Answered: 522 Skipped: 49



Answer Choices	Responses
American Indian or Alaska Native	1.72% 9
Asian	3.64% 19
Black or African American	4.02% 21
Native Hawaiian or Other Pacific Islander	1.15% 6
White	90.04% 470
Other (please specify)	4.02% 21
Total Respondents: 522	

Q6 Do you consider yourself to be:

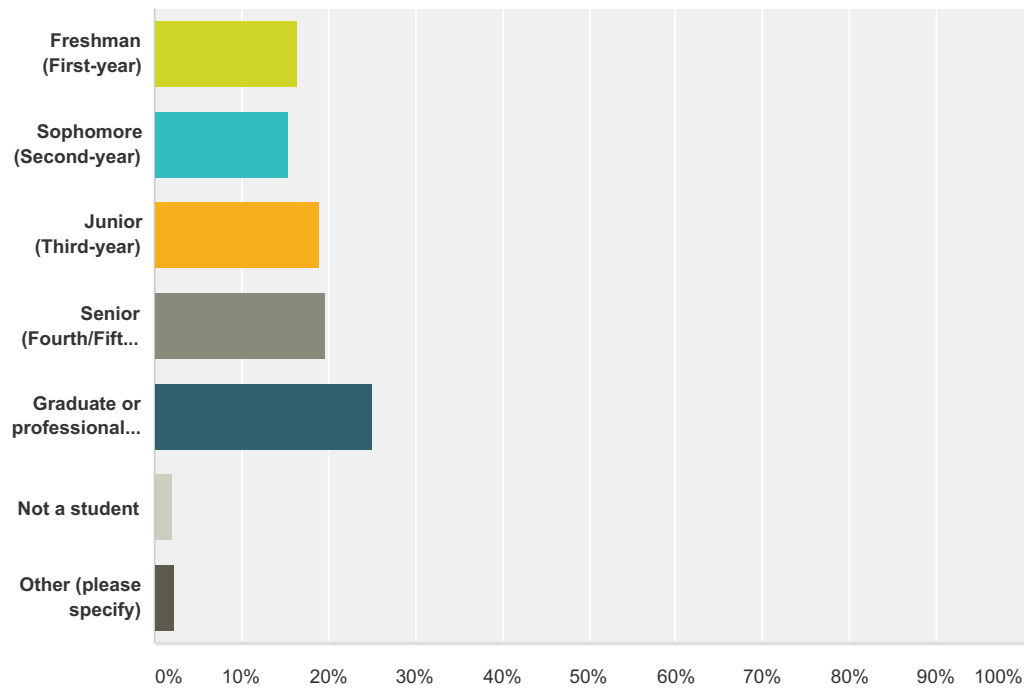
Answered: 525 Skipped: 46



Answer Choices	Responses	
Asexual	5.71%	30
Bisexual	6.67%	35
Pansexual	2.10%	11
Gay	1.52%	8
Heterosexual/Straight	79.05%	415
Lesbian	1.71%	9
Questioning	0.95%	5
Other (please specify)	2.29%	12
Total		525

Q7 In what year of school are you currently enrolled?

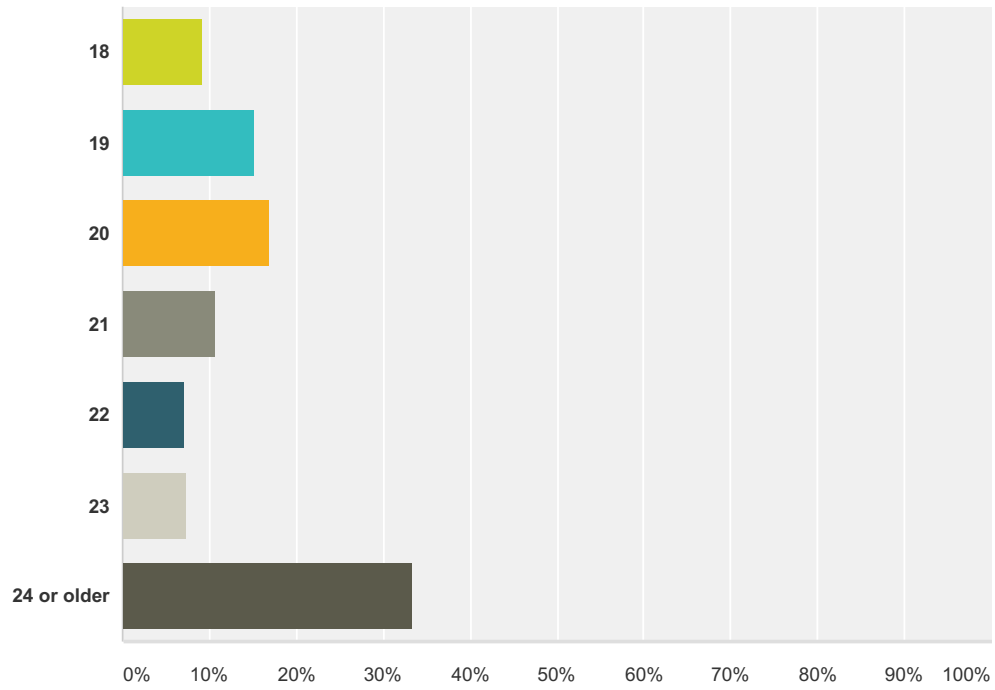
Answered: 530 Skipped: 41



Answer Choices	Responses
Freshman (First-year)	16.42% 87
Sophomore (Second-year)	15.47% 82
Junior (Third-year)	19.06% 101
Senior (Fourth/Fifth/Sixth-year)	19.62% 104
Graduate or professional school student	25.09% 133
Not a student	2.08% 11
Other (please specify)	2.26% 12
Total	530

Q8 How old are you?

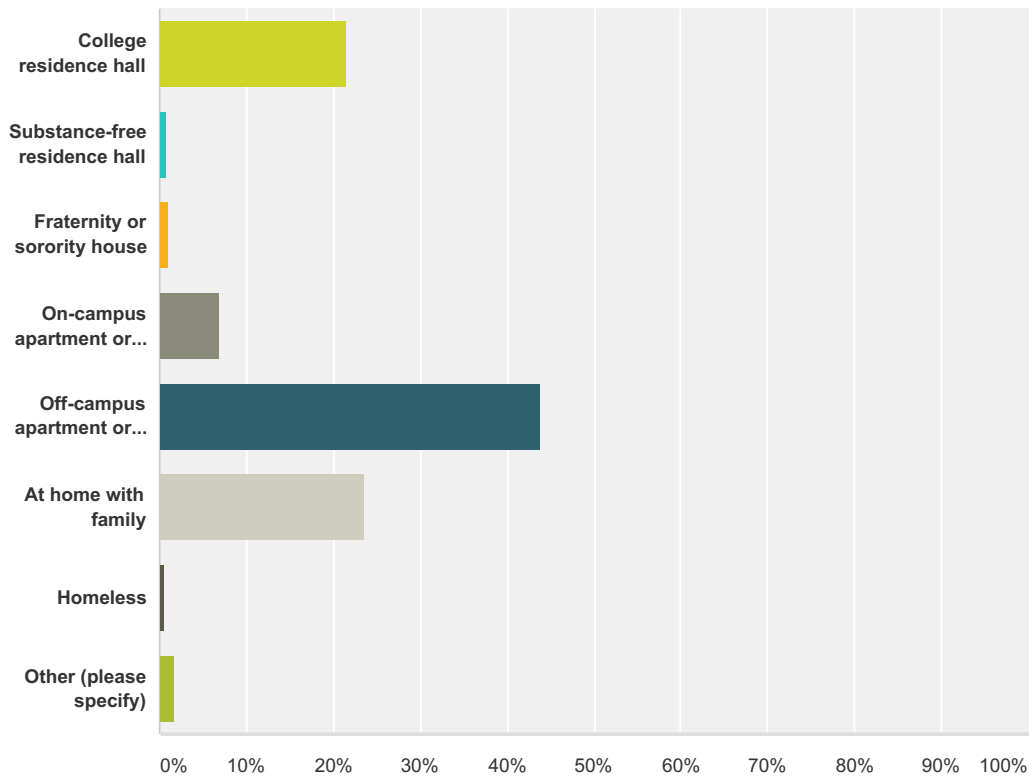
Answered: 532 Skipped: 39



Answer Choices	Responses
18	9.21% 49
19	15.23% 81
20	16.92% 90
21	10.71% 57
22	7.14% 38
23	7.33% 39
24 or older	33.46% 178
Total	532

Q9 Which best describes your current living arrangements this academic year?

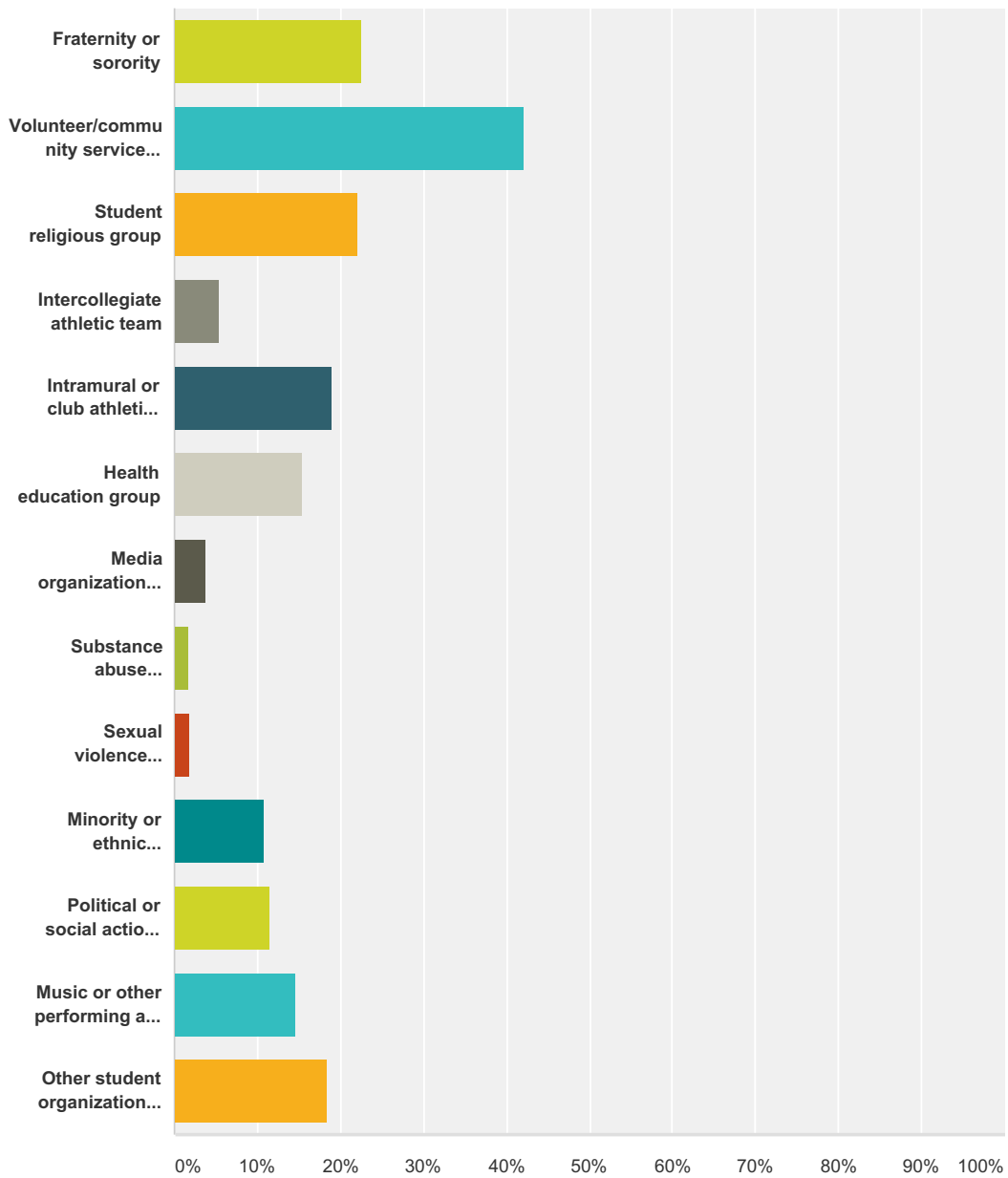
Answered: 532 Skipped: 39



Answer Choices	Responses
College residence hall	21.43% 114
Substance-free residence hall	0.75% 4
Fraternity or sorority house	1.13% 6
On-campus apartment or house	6.95% 37
Off-campus apartment or house	43.80% 233
At home with family	23.68% 126
Homeless	0.56% 3
Other (please specify)	1.69% 9
Total	532

Q10 Are you currently a member of any of the following? Please check all that apply.

Answered: 316 Skipped: 255



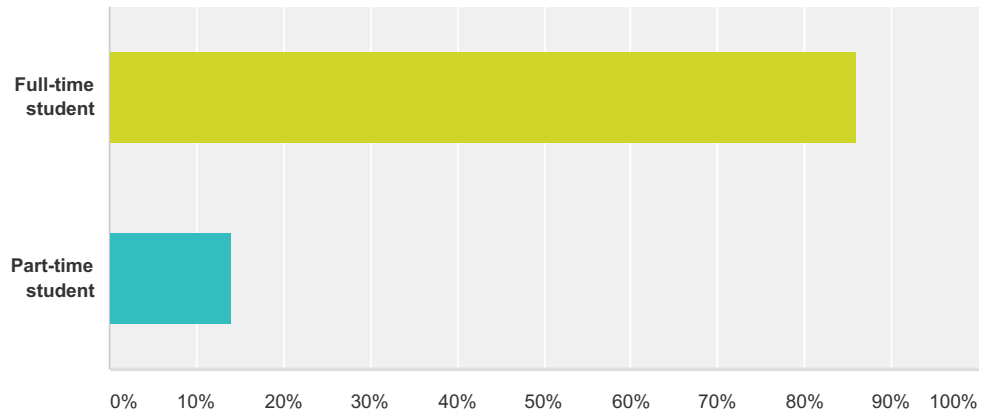
Answer Choices	Responses
Fraternity or sorority	22.47% 71
Volunteer/community service organization	42.09% 133
Student religious group	22.15% 70
Intercollegiate athletic team	5.38% 17
Intramural or club athletic team	18.99% 60

Campus Climate Survey - East Tennessee State University

Health education group	15.51%	49
Media organization (e.g., newspaper, radio, magazine)	3.80%	12
Substance abuse prevention peer education group	1.58%	5
Sexual violence prevention peer education group	1.90%	6
Minority or ethnic organization	10.76%	34
Political or social action group	11.39%	36
Music or other performing arts group	14.56%	46
Other student organization or group (please specify)	18.35%	58
Total Respondents: 316		

Q11 What is your current enrollment status?

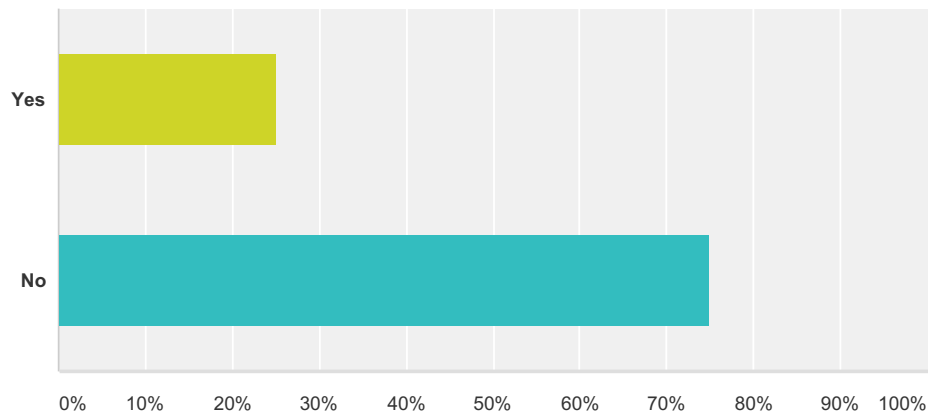
Answered: 519 Skipped: 52



Answer Choices	Responses
Full-time student	85.93% 446
Part-time student	14.07% 73
Total	519

Q12 Did you transfer to this school from another school?

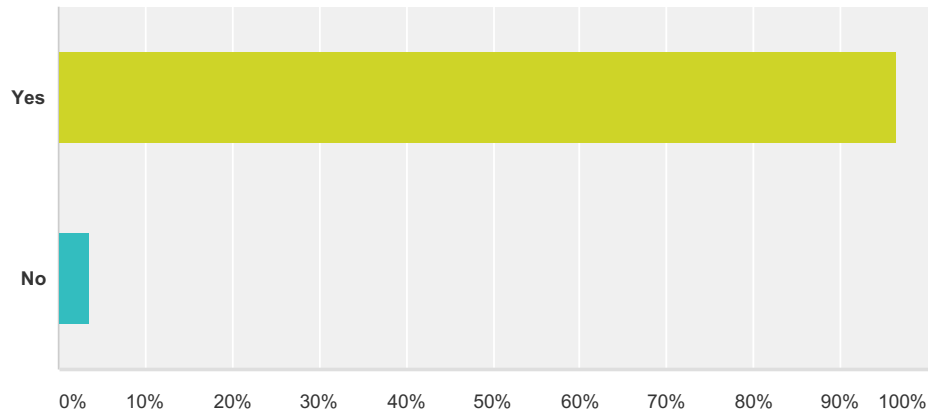
Answered: 528 Skipped: 43



Answer Choices	Responses	
Yes	25.00%	132
No	75.00%	396
Total		528

Q13 Are you a United States citizen?

Answered: 531 Skipped: 40



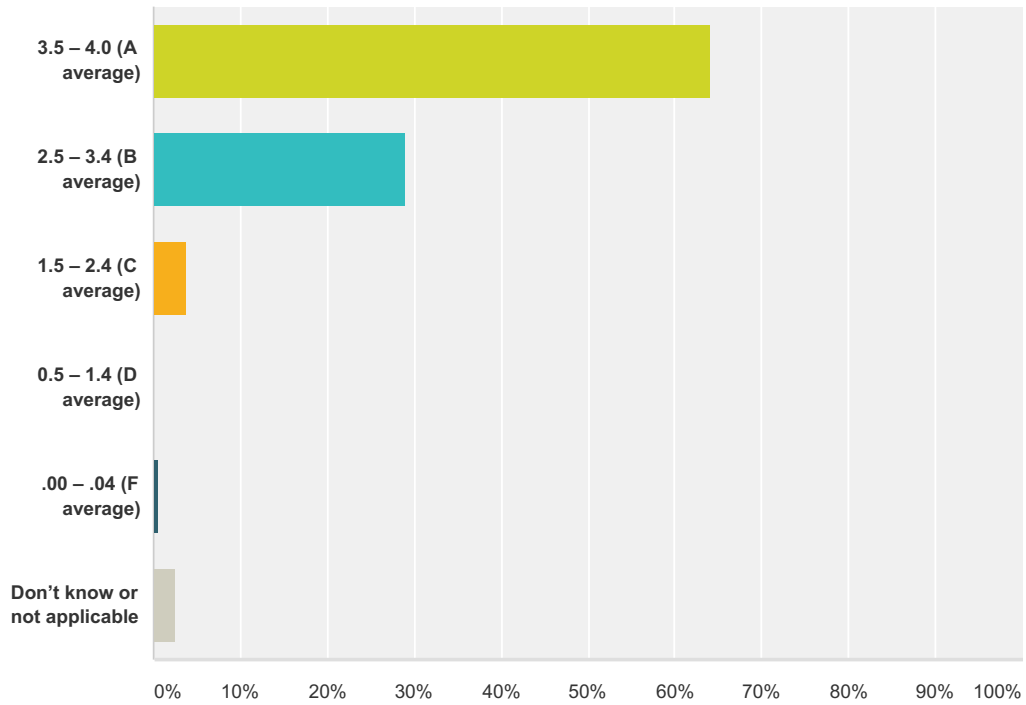
Answer Choices	Responses	
Yes	96.42%	512
No	3.58%	19
Total		531

Q14 If you are not a United States citizen, how many years have you lived, resided, or studied in the United States?

Answered: 18 Skipped: 553

Q15 Which of the following best describes your current grade point average?

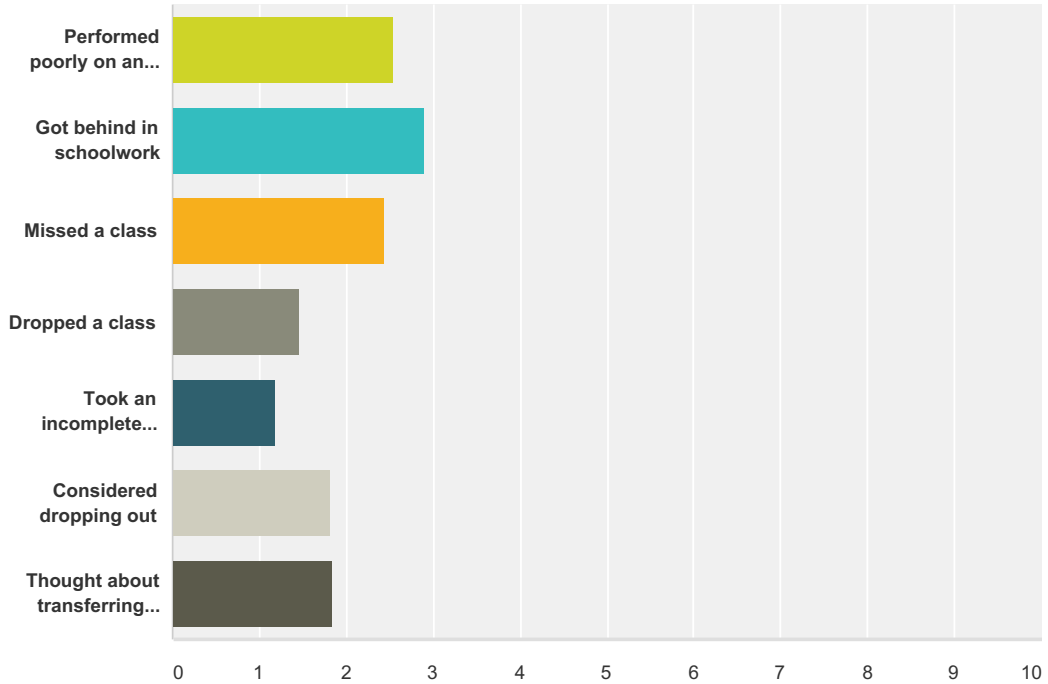
Answered: 518 Skipped: 53



Answer Choices	Responses	
3.5 – 4.0 (A average)	64.09%	332
2.5 – 3.4 (B average)	28.96%	150
1.5 – 2.4 (C average)	3.86%	20
0.5 – 1.4 (D average)	0.00%	0
.00 – .04 (F average)	0.58%	3
Don't know or not applicable	2.51%	13
Total		518

Q16 Since you've been a student at this school, to what degree has the following happened to you?

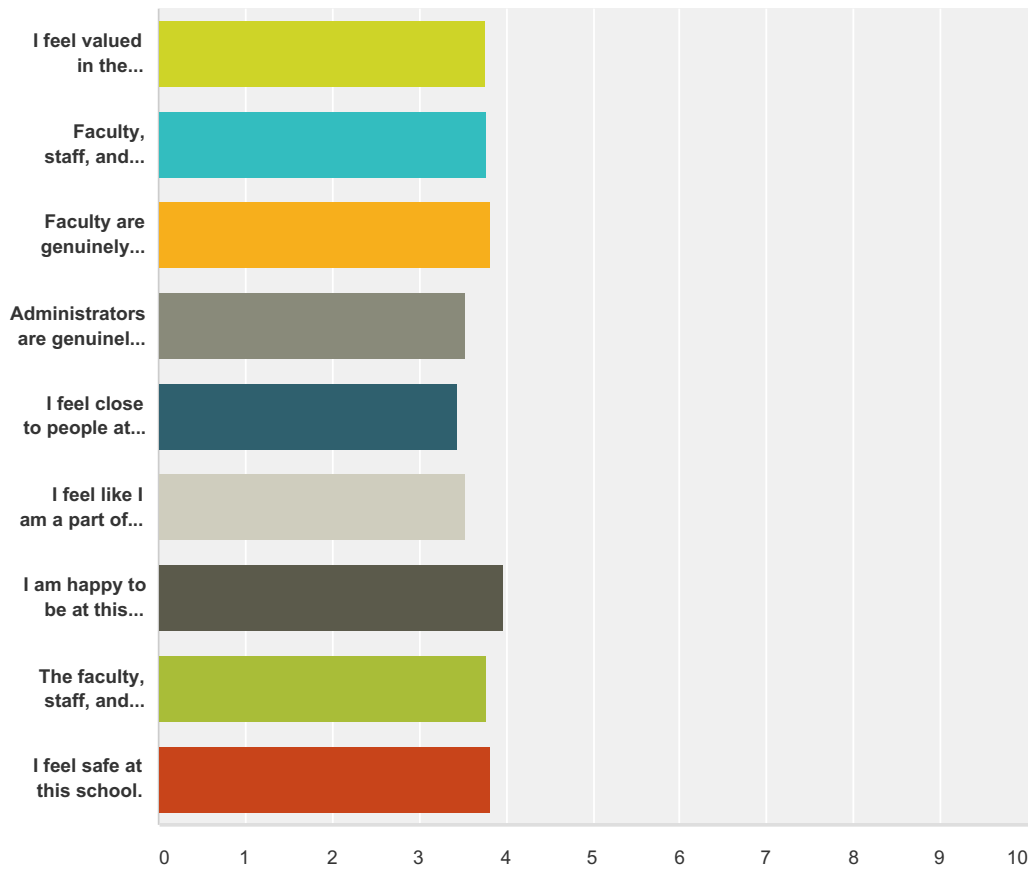
Answered: 517 Skipped: 54



	Never	Rarely	Occasionally	Sometimes	Frequently	Usually	Always	Total	Weighted Average
Performed poorly on an assignment	10.83% 56	45.65% 236	26.69% 138	13.93% 72	1.74% 9	0.77% 4	0.39% 2	517	2.54
Got behind in schoolwork	12.79% 66	29.46% 152	27.91% 144	17.44% 90	9.50% 49	1.94% 10	0.97% 5	516	2.91
Missed a class	19.22% 99	41.75% 215	21.36% 110	13.79% 71	2.33% 12	0.58% 3	0.97% 5	515	2.44
Dropped a class	69.19% 357	22.67% 117	3.49% 18	3.68% 19	0.39% 2	0.19% 1	0.39% 2	516	1.46
Took an incomplete course grade	87.18% 449	9.51% 49	1.75% 9	0.97% 5	0.00% 0	0.00% 0	0.58% 3	515	1.19
Considered dropping out	62.65% 322	17.32% 89	8.17% 42	5.45% 28	2.33% 12	1.75% 9	2.33% 12	514	1.82
Thought about transferring to a new school	62.26% 320	15.76% 81	9.14% 47	6.42% 33	3.89% 20	0.97% 5	1.56% 8	514	1.83

Q17 Please indicate your level of agreement with the following statements:

Answered: 498 Skipped: 73



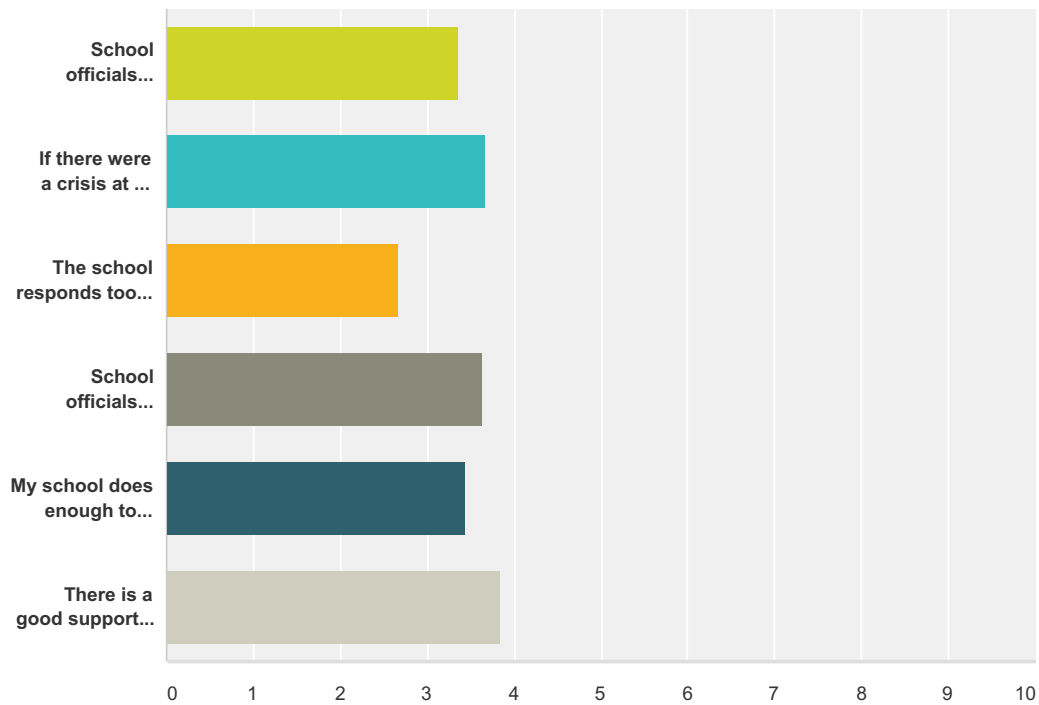
	Strongly Disagree	Disagree	Neither Agree Nor Disagree	Agree	Strongly Agree	Total	Weighted Average
I feel valued in the classroom/learning environment.	3.03% 15	7.88% 39	17.58% 87	53.94% 267	17.58% 87	495	3.75
Faculty, staff, and administrators respect what students at this school think.	2.82% 14	9.68% 48	14.31% 71	53.63% 266	19.56% 97	496	3.77
Faculty are genuinely concerned about my welfare.	2.62% 13	7.04% 35	19.72% 98	46.28% 230	24.35% 121	497	3.83
Administrators are genuinely concerned about my welfare.	3.44% 17	12.96% 64	28.74% 142	37.45% 185	17.41% 86	494	3.52
I feel close to people at this school.	6.26% 31	16.77% 83	21.01% 104	38.18% 189	17.78% 88	495	3.44
I feel like I am a part of this college/university.	7.69% 38	12.15% 60	21.26% 105	37.65% 186	21.26% 105	494	3.53
I am happy to be at this college/university.	2.42% 12	5.04% 25	14.72% 73	49.19% 244	28.63% 142	496	3.97
The faculty, staff, and administrators at this school treat students fairly.	2.22% 11	7.66% 38	19.35% 96	52.22% 259	18.55% 92	496	3.77

Campus Climate Survey - East Tennessee State University

I feel safe at this school.	2.22% 11	6.65% 33	17.94% 89	52.02% 258	21.17% 105	496	3.83
-----------------------------	--------------------	--------------------	---------------------	----------------------	----------------------	-----	------

Q18 Please indicate your level of agreement with the following statements:

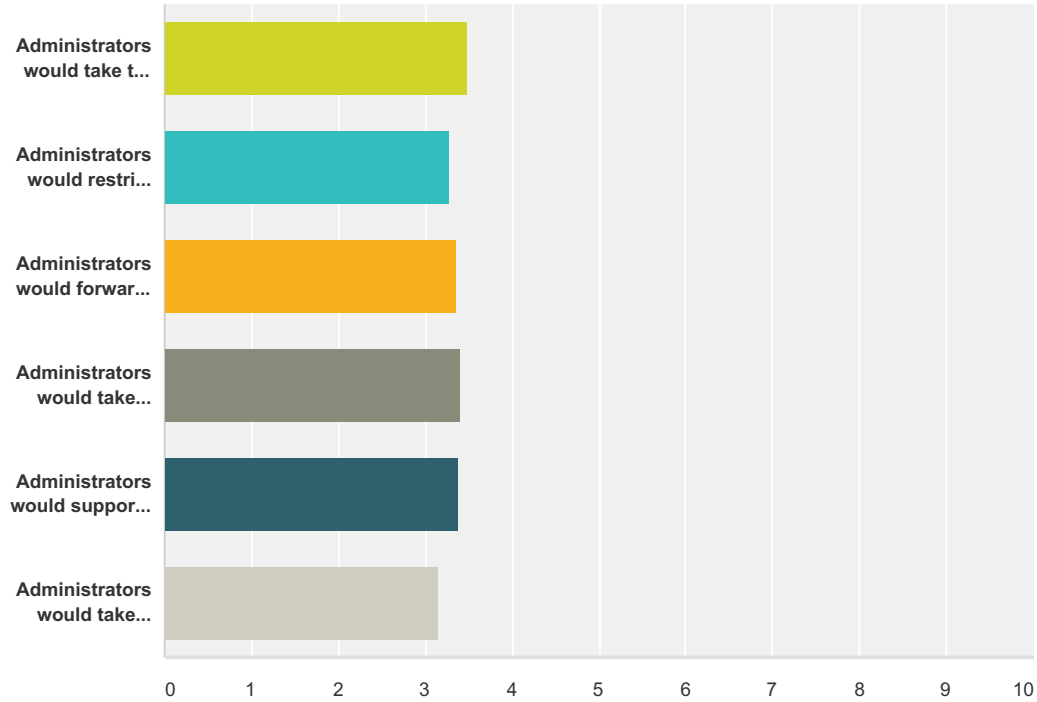
Answered: 480 Skipped: 91



	Strongly Disagree	Disagree	Neither Agree Nor Disagree	Agree	Strongly Agree	I don't have any knowledge or experience around this to offer a response.	Total	Weighted Average
School officials (administrators, public safety officers) could do more to protect students from harm.	3.76% 18	12.32% 59	23.59% 113	25.05% 120	11.48% 55	23.80% 114	479	3.37
If there were a crisis at my school, my school would handle it well.	2.29% 11	6.25% 30	17.50% 84	41.04% 197	11.04% 53	21.88% 105	480	3.67
The school responds too slowly in difficult situations.	6.47% 31	29.65% 142	21.92% 105	10.44% 50	3.97% 19	27.56% 132	479	2.67
School officials handle negative incidents in a fair and responsible manner.	2.10% 10	8.18% 39	19.29% 92	34.17% 163	13.42% 64	22.85% 109	477	3.63
My school does enough to protect the safety of students.	1.88% 9	13.36% 64	22.34% 107	36.12% 173	8.77% 42	17.54% 84	479	3.44
There is a good support system at my school for students going through difficult times.	1.67% 8	6.46% 31	12.71% 61	37.29% 179	18.75% 90	23.13% 111	480	3.85

Q19 If someone were to report a sexual assault to administrators at your school (e.g., Title IX Coordinator, etc.), how likely is it that:

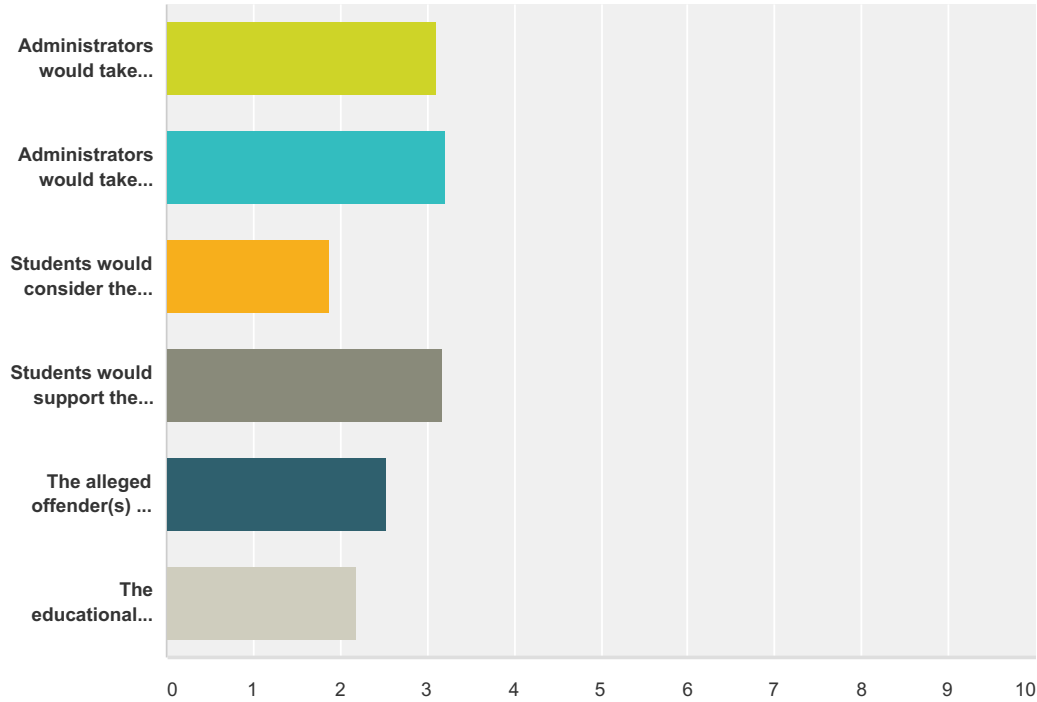
Answered: 437 Skipped: 134



	Not at all Likely	Somewhat Likely	Moderately Likely	Very Likely	I don't have any knowledge or experience around this to offer a response.	Total	Weighted Average
Administrators would take the report seriously?	1.60% 7	10.30% 45	13.96% 61	49.89% 218	24.26% 106	437	3.48
Administrators would restrict knowledge of the report to those who need to know in order for the school to respond properly?	5.26% 23	9.15% 40	16.48% 72	38.90% 170	30.21% 132	437	3.28
Administrators would forward the report to criminal investigators who work for the local police department or sheriff's office?	3.66% 16	6.18% 27	16.93% 74	37.30% 163	35.93% 157	437	3.37
Administrators would take steps to protect the safety of the person making the report?	3.22% 14	9.20% 40	14.25% 62	45.52% 198	27.82% 121	435	3.41
Administrators would support the person making the report?	3.23% 14	9.45% 41	15.44% 67	44.47% 193	27.42% 119	434	3.39
Administrators would take corrective action to address factors that may have led to the sexual assault?	6.19% 27	12.39% 54	16.51% 72	35.32% 154	29.59% 129	436	3.15

Q20 If someone were to report a sexual assault to administrators at your school (e.g., Title IX Coordinator, etc.), how likely is it that:

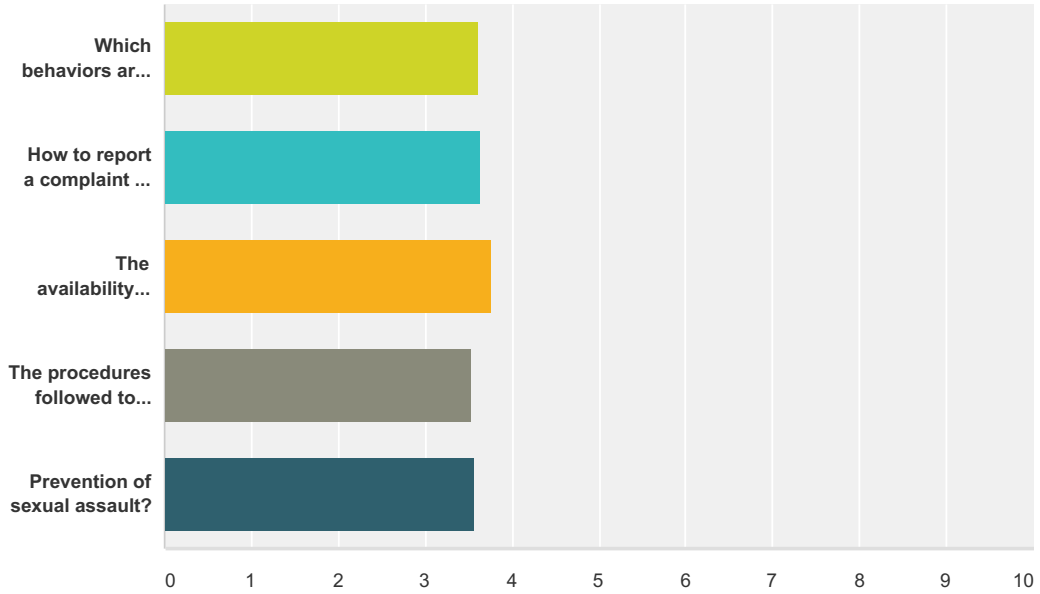
Answered: 438 Skipped: 133



	Not at all Likely	Somewhat Likely	Moderately Likely	Very Likely	I don't have any knowledge or experience around this to offer a response.	Total	Weighted Average
Administrators would take corrective action against the offender?	6.41% 28	12.81% 56	14.87% 65	33.18% 145	32.72% 143	437	3.11
Administrators would take steps to protect the person making the report from retaliation?	4.34% 19	12.33% 54	16.21% 71	35.39% 155	31.74% 139	438	3.21
Students would consider the person making the report to be a troublemaker?	33.03% 144	18.12% 79	12.84% 56	5.73% 25	30.28% 132	436	1.88
Students would support the person making the report?	1.38% 6	17.66% 77	22.71% 99	34.17% 149	24.08% 105	436	3.18
The alleged offender(s) or their associates would retaliate against the person making the report?	8.53% 37	24.88% 108	17.51% 76	11.98% 52	37.10% 161	434	2.52
The educational achievement/career of the person making the report would suffer?	21.51% 94	21.74% 95	12.81% 56	10.53% 46	33.41% 146	437	2.19

Q21 While you have been a student at this school, how useful did you find trainings you've received in the following areas related to sexual assault:

Answered: 419 Skipped: 152



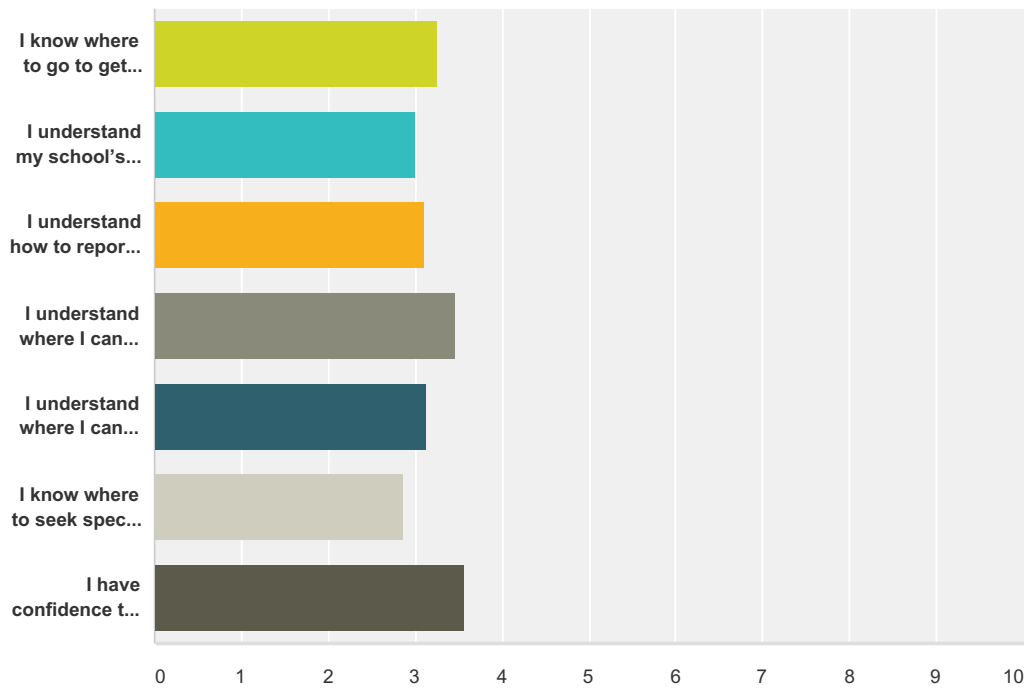
	Not Useful	Slightly Useful	Somewhat Useful	Moderately Useful	Very Useful	I have not received training in this area	Total	Weighted Average
Which behaviors are defined as "sexual assault?"	7.88% 33	8.35% 35	13.13% 55	19.09% 80	25.54% 107	26.01% 109	419	3.62
How to report a complaint of sexual assault?	8.13% 34	7.18% 30	11.96% 50	16.27% 68	25.12% 105	31.34% 131	418	3.63
The availability of confidential on-campus resources to help victims of sexual assault?	6.47% 27	7.43% 31	10.79% 45	14.39% 60	29.02% 121	31.89% 133	417	3.76
The procedures followed to investigate a complaint of sexual assault?	9.11% 38	5.76% 24	10.07% 42	11.75% 49	21.34% 89	41.97% 175	417	3.52
Prevention of sexual assault?	10.53% 44	6.70% 28	13.64% 57	16.03% 67	27.51% 115	25.60% 107	418	3.58

Q22 What questions do you still have related to these topics?

Answered: 85 Skipped: 486

Q23 Please indicate your level of agreement with the following statements:

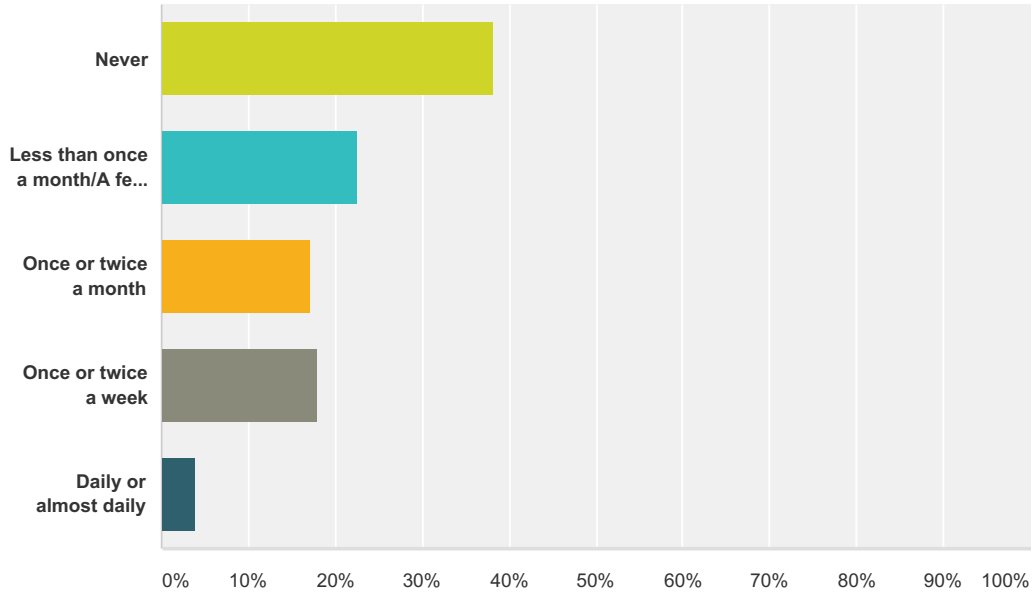
Answered: 400 Skipped: 171



	Strongly Disagree	Disagree	Neither Agree Nor Disagree	Agree	Strongly Agree	Total	Weighted Average
I know where to go to get help regarding sexual assault at my school.	11.87% 47	20.20% 80	11.62% 46	42.68% 169	13.64% 54	396	3.26
I understand my school's formal procedures to address complaints of sexual assault.	13.64% 54	25.00% 99	17.68% 70	34.85% 138	8.84% 35	396	3.00
I understand how to report a sexual assault at my school.	11.84% 47	25.94% 103	11.59% 46	39.80% 158	10.83% 43	397	3.12
I understand where I can find confidential support at my school.	10.61% 42	14.65% 58	11.62% 46	44.70% 177	18.43% 73	396	3.46
I understand where I can find 24/7 support related to sexual assault.	14.36% 57	22.17% 88	14.36% 57	33.75% 134	15.37% 61	397	3.14
I know where to seek special accommodations at my school if I was assaulted.	16.96% 67	28.35% 112	14.68% 58	31.39% 124	8.61% 34	395	2.86
I have confidence that my school's administrators will follow the procedures necessary to address complaints of sexual assault fairly.	6.53% 26	8.79% 35	21.61% 86	45.98% 183	17.09% 68	398	3.58

Q24 Since the start of this academic year, about how often have you consumed alcohol?

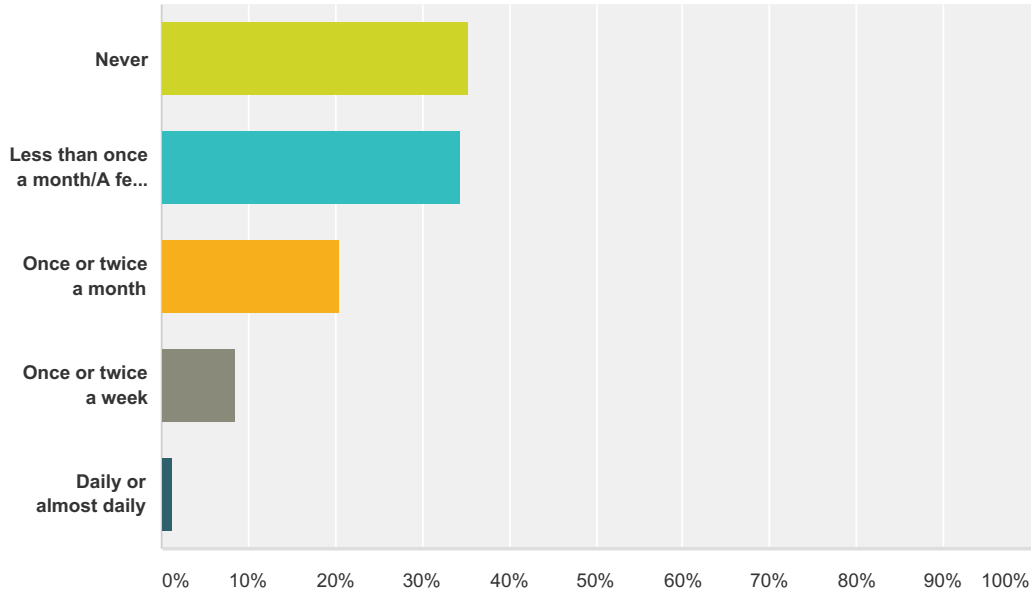
Answered: 402 Skipped: 169



Answer Choices	Responses	
Never	38.31%	154
Less than once a month/A few times	22.64%	91
Once or twice a month	17.16%	69
Once or twice a week	17.91%	72
Daily or almost daily	3.98%	16
Total		402

Q25 Since the start of this academic year, about how often have you consumed enough alcohol to get drunk?

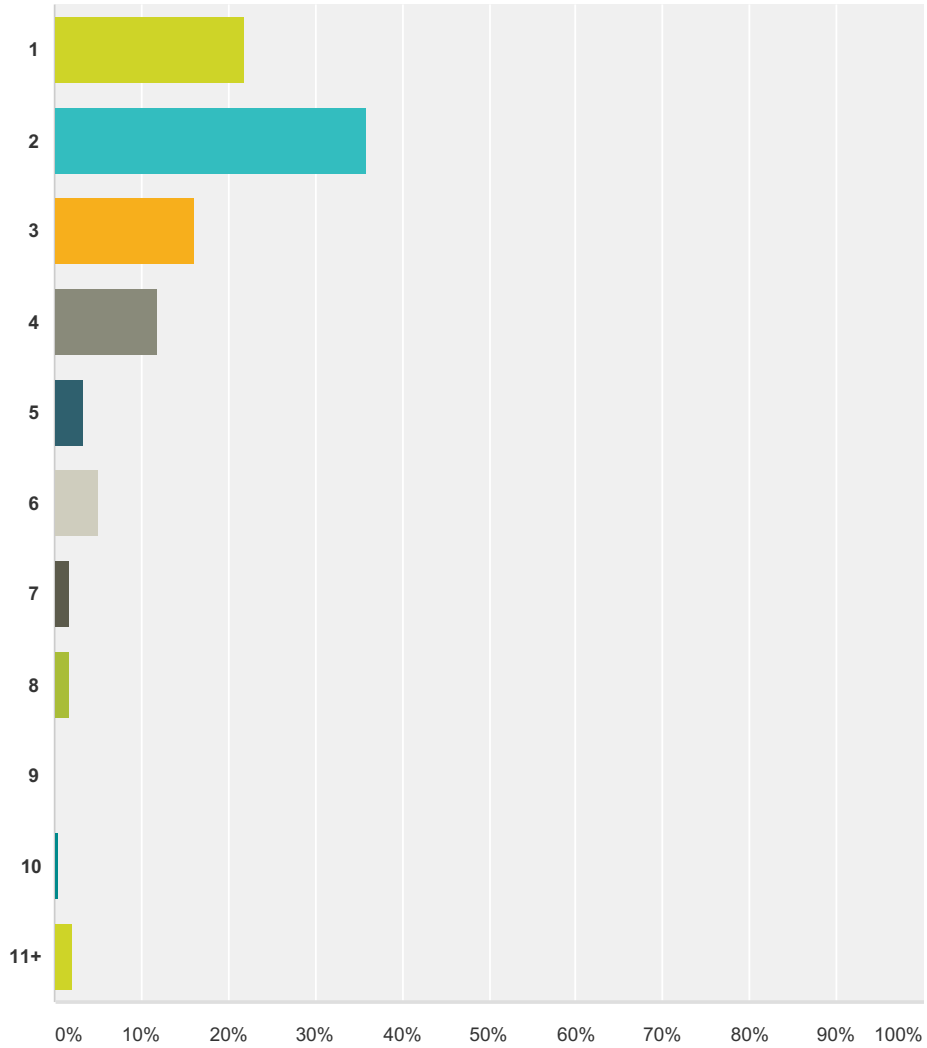
Answered: 244 Skipped: 327



Answer Choices	Responses	Count
Never	35.25%	86
Less than once a month/A few times	34.43%	84
Once or twice a month	20.49%	50
Once or twice a week	8.61%	21
Daily or almost daily	1.23%	3
Total		244

Q26 On a typical drinking occasion, about how many alcohol drinks do you usually have? (One drink = 1.5 oz liquor = 5 oz wine = 12 oz beer)

Answered: 237 Skipped: 334



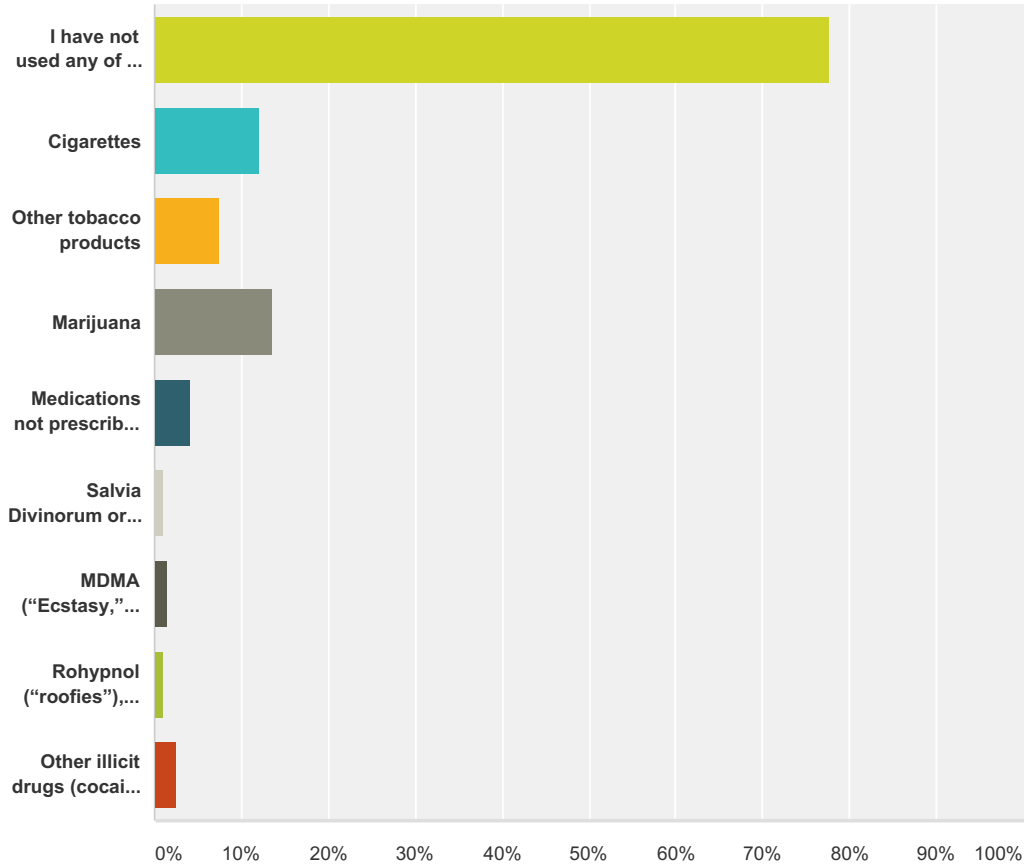
Answer Choices	Responses	Count
1	21.94%	52
2	35.86%	85
3	16.03%	38
4	11.81%	28
5	3.38%	8
6	5.06%	12
7	1.69%	4

Campus Climate Survey - East Tennessee State University

8	1.69%	4
9	0.00%	0
10	0.42%	1
11+	2.11%	5
Total		237

Q27 Since the start of this academic year, have you used, either voluntarily or involuntarily, any of the following? Please check all that apply.

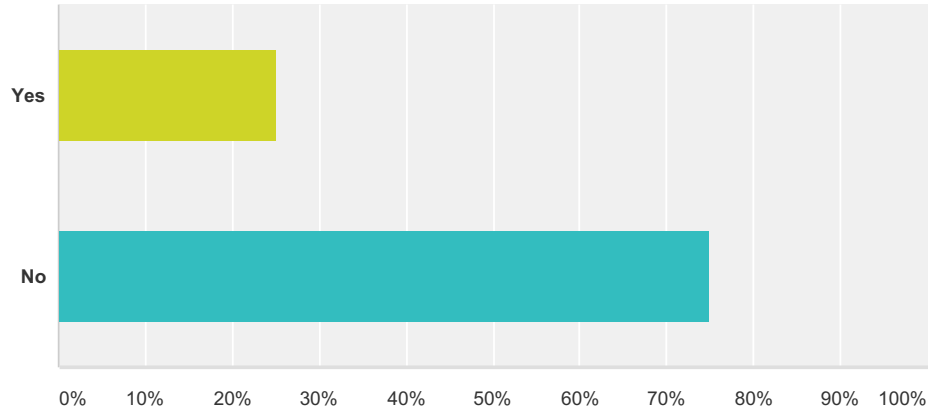
Answered: 389 Skipped: 182



Answer Choices	Responses
I have not used any of the following since the start of this academic year	77.63% 302
Cigarettes	12.08% 47
Other tobacco products	7.46% 29
Marijuana	13.62% 53
Medications not prescribed to me (ADHD drugs, painkillers, tranquilizers, sleeping pills, etc.)	4.11% 16
Salvia Divinorum or Salvinorin A ("Maria Pastora," "Sage of the Seers," "Diviner's Sage," "Sally-D," or "magic mint")	1.03% 4
MDMA ("Ecstasy," "XTC," "Adam")	1.54% 6
Rohypnol ("roofies"), GHB, or ketamine	1.03% 4
Other illicit drugs (cocaine, methamphetamine, amphetamines, heroin, LSD, other psychedelics or hallucinogenics, etc.)	2.57% 10
Total Respondents: 389	

Q28 Have you experienced sexual contact without your consent before you became a student at this school?

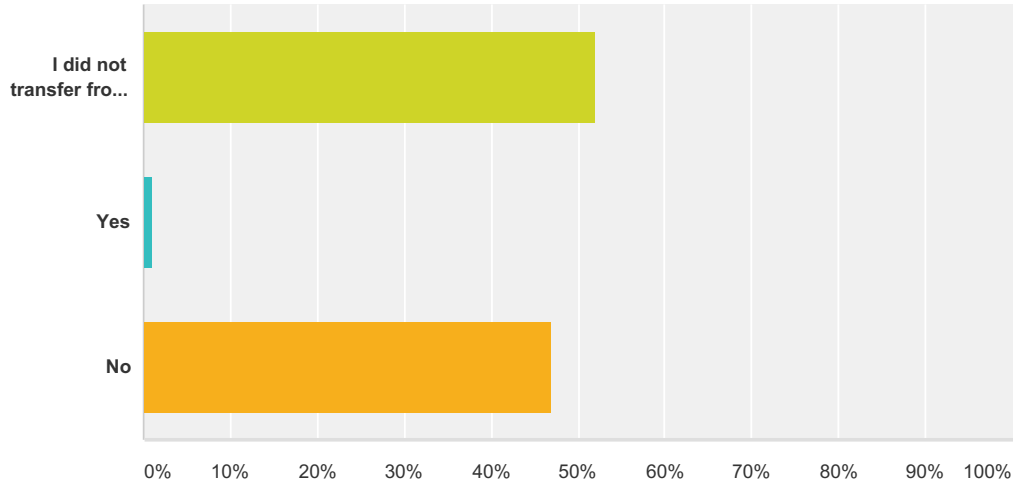
Answered: 392 Skipped: 179



Answer Choices	Responses	
Yes	25.00%	98
No	75.00%	294
Total		392

Q29 Did you transfer to your current school as a result of non-consensual or unwanted sexual contact you experienced at a previous college/university?

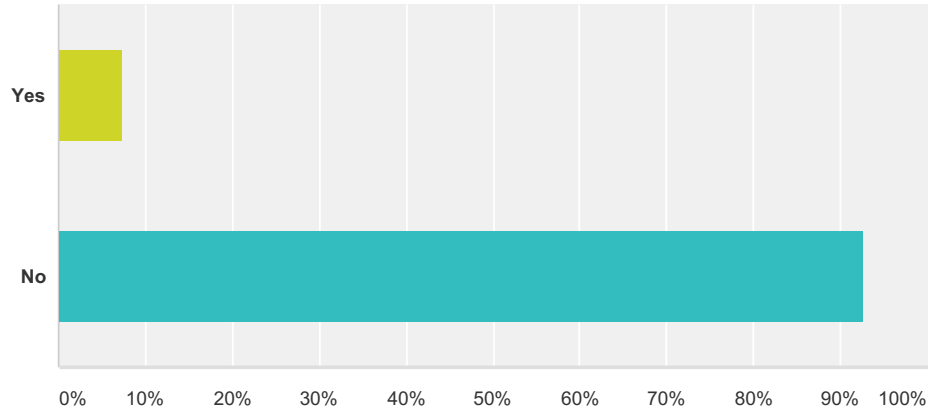
Answered: 102 Skipped: 469



Answer Choices	Responses
I did not transfer from another college/university	51.96% 53
Yes	0.98% 1
No	47.06% 48
Total	102

Q30 Have you experienced sexual contact without your consent since you became a student at this school?

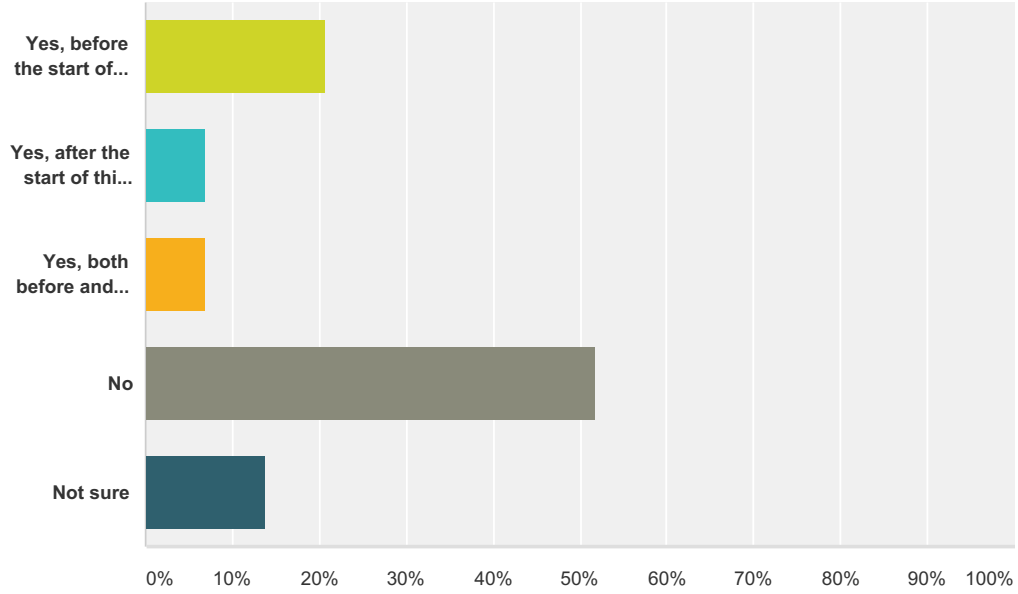
Answered: 394 Skipped: 177



Answer Choices	Responses
Yes	7.36% 29
No	92.64% 365
Total	394

Q31 Since you became a student at this school, has anyone had sexual contact with you by using physical force or threatening to physically harm you?

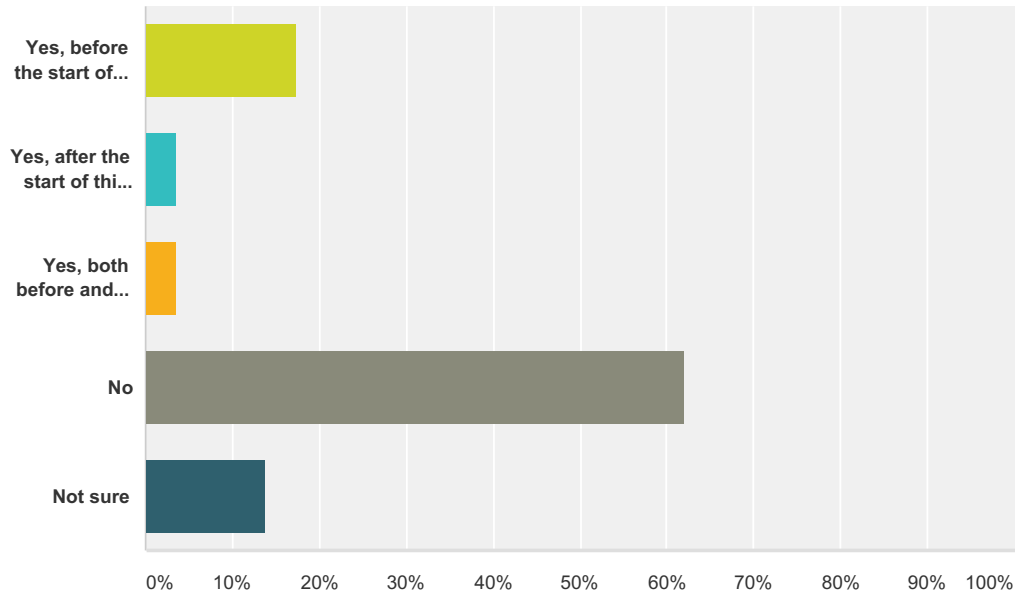
Answered: 29 Skipped: 542



Answer Choices	Responses
Yes, before the start of this academic year	20.69% 6
Yes, after the start of this academic year	6.90% 2
Yes, both before and after the start of this academic year	6.90% 2
No	51.72% 15
Not sure	13.79% 4
Total	29

Q32 Since you became a student at this school, has anyone attempted but not succeeded in having sexual contact with you by using or threatening to use physical force against you or threatening to physically harm you?

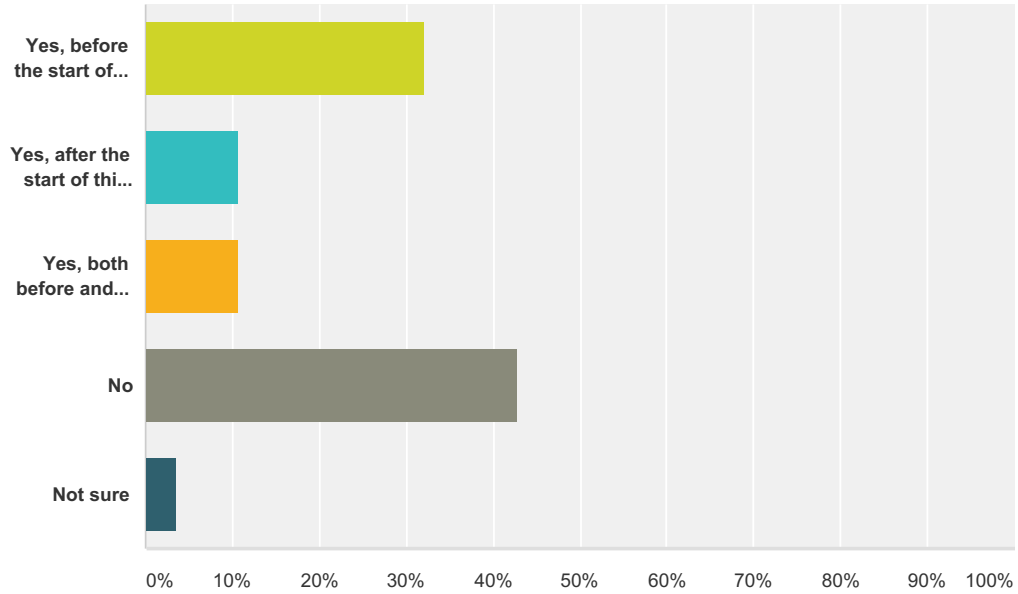
Answered: 29 Skipped: 542



Answer Choices	Responses
Yes, before the start of this academic year	17.24% 5
Yes, after the start of this academic year	3.45% 1
Yes, both before and after the start of this academic year	3.45% 1
No	62.07% 18
Not sure	13.79% 4
Total	29

Q33 Since you became a student at this school, has anyone had sexual contact with you by using verbal or non-physical coercion?

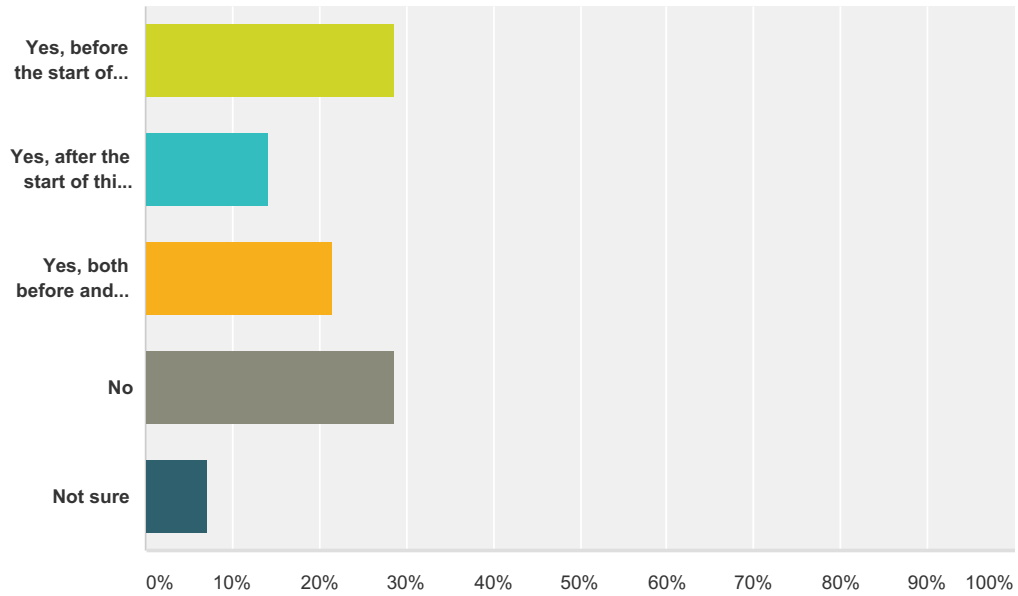
Answered: 28 Skipped: 543



Answer Choices	Responses
Yes, before the start of this academic year	32.14% 9
Yes, after the start of this academic year	10.71% 3
Yes, both before and after the start of this academic year	10.71% 3
No	42.86% 12
Not sure	3.57% 1
Total	28

Q34 Since you became a student at this school, has anyone attempted but not succeeded in having sexual contact with you by using verbal or non-physical coercion?

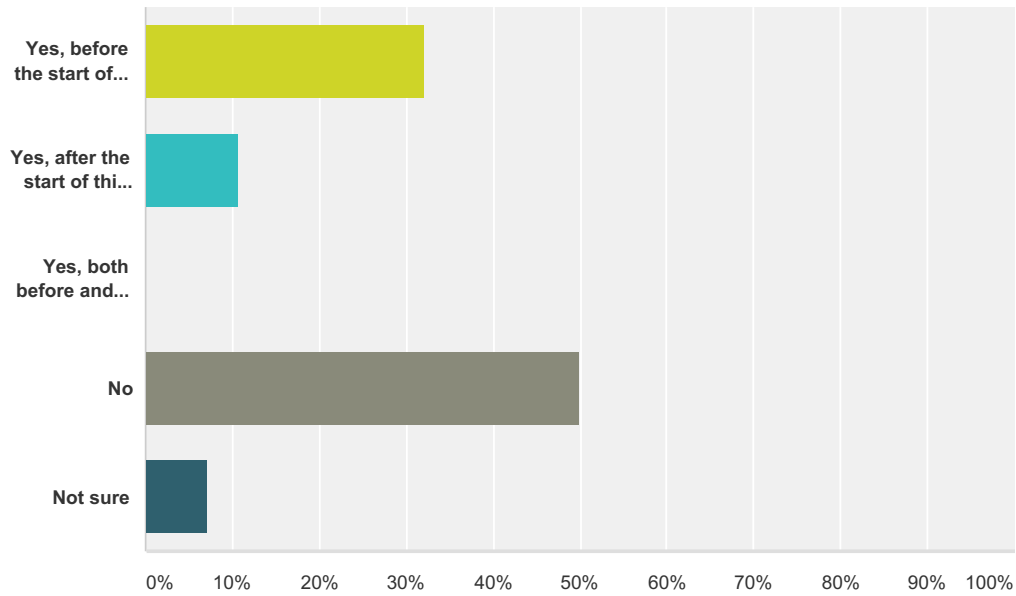
Answered: 28 Skipped: 543



Answer Choices	Responses
Yes, before the start of this academic year	28.57% 8
Yes, after the start of this academic year	14.29% 4
Yes, both before and after the start of this academic year	21.43% 6
No	28.57% 8
Not sure	7.14% 2
Total	28

Q35 Since you became a student at this school, have you suspected that someone had sexual contact with you when you were unable to provide consent or stop what was happening because you were passed out, drugged, drunk, incapacitated, or asleep? This question asks about events that you think (but are not certain) happened.

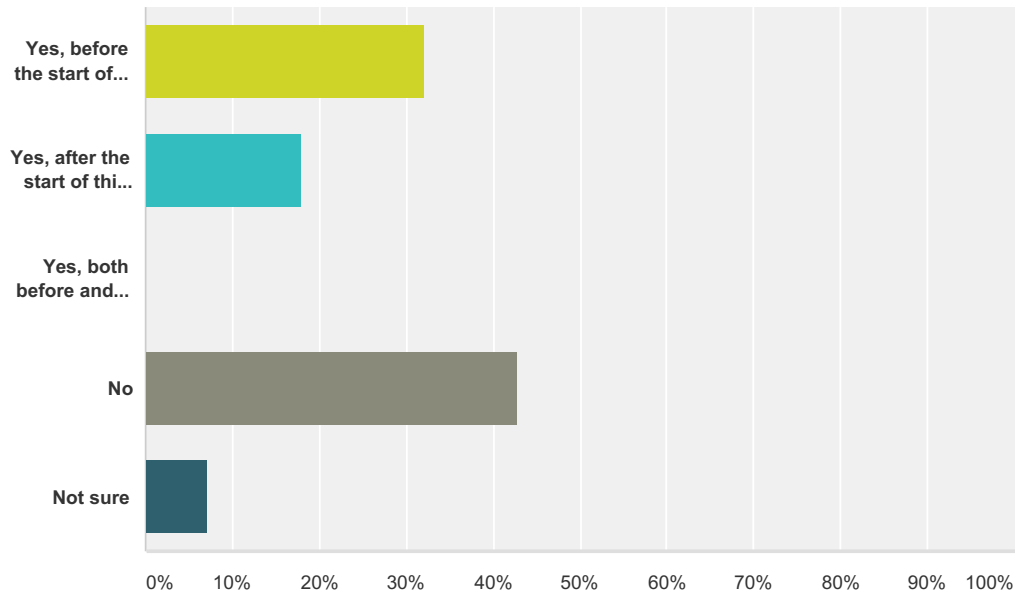
Answered: 28 Skipped: 543



Answer Choices	Responses
Yes, before the start of this academic year	32.14% 9
Yes, after the start of this academic year	10.71% 3
Yes, both before and after the start of this academic year	0.00% 0
No	50.00% 14
Not sure	7.14% 2
Total	28

Q36 Since you became a student at this school, has someone had sexual contact with you when you were unable to provide consent or stop what was happening because you were passed out, drugged, drunk, incapacitated, or asleep? This question asks about incidents that you are certain happened.

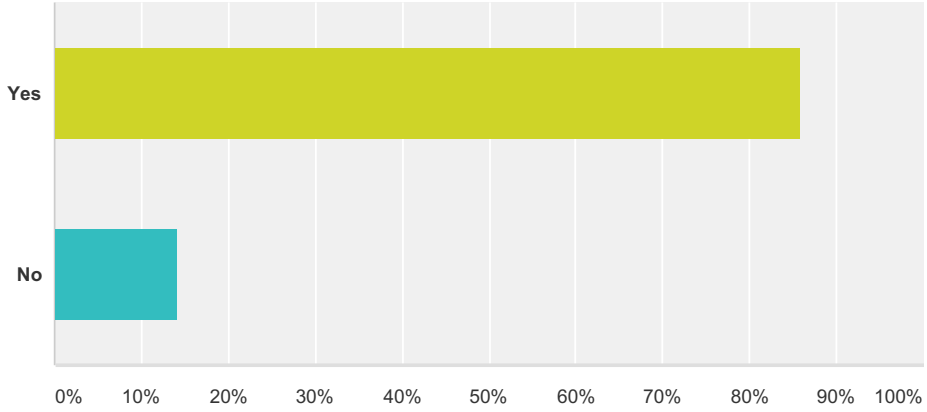
Answered: 28 Skipped: 543



Answer Choices	Responses	Count
Yes, before the start of this academic year	32.14%	9
Yes, after the start of this academic year	17.86%	5
Yes, both before and after the start of this academic year	0.00%	0
No	42.86%	12
Not sure	7.14%	2
Total		28

Q37 Just prior to the incident, had you been drinking alcohol? Keep in mind that you are in no way responsible for the incident that occurred, even if you had been drinking.

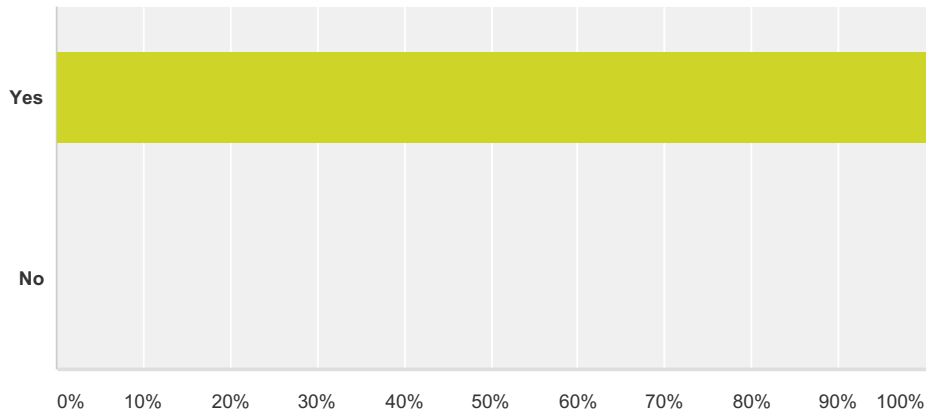
Answered: 14 Skipped: 557



Answer Choices	Responses	
Yes	85.71%	12
No	14.29%	2
Total		14

Q38 Just prior to the incident, were you drunk?

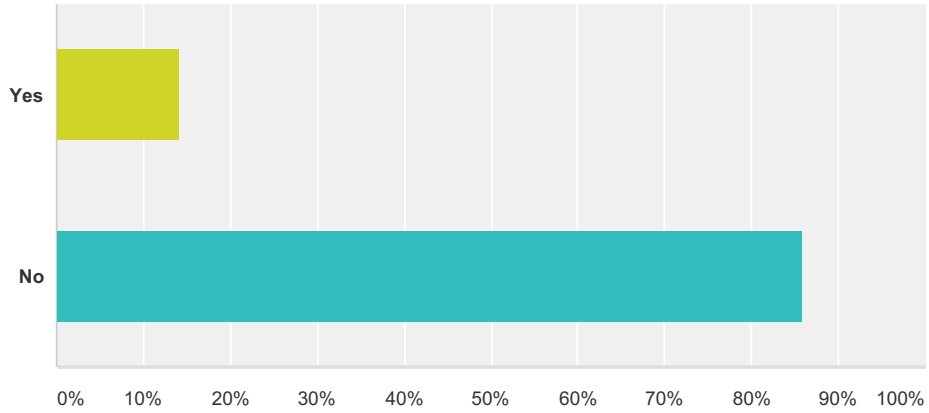
Answered: 12 Skipped: 559



Answer Choices	Responses
Yes	100.00% 12
No	0.00% 0
Total	12

Q39 Just prior to the incident, had you voluntarily been taking or using any drugs other than alcohol? Keep in mind that you are in no way responsible for the incident that occurred, even if you had been taking or using drugs.

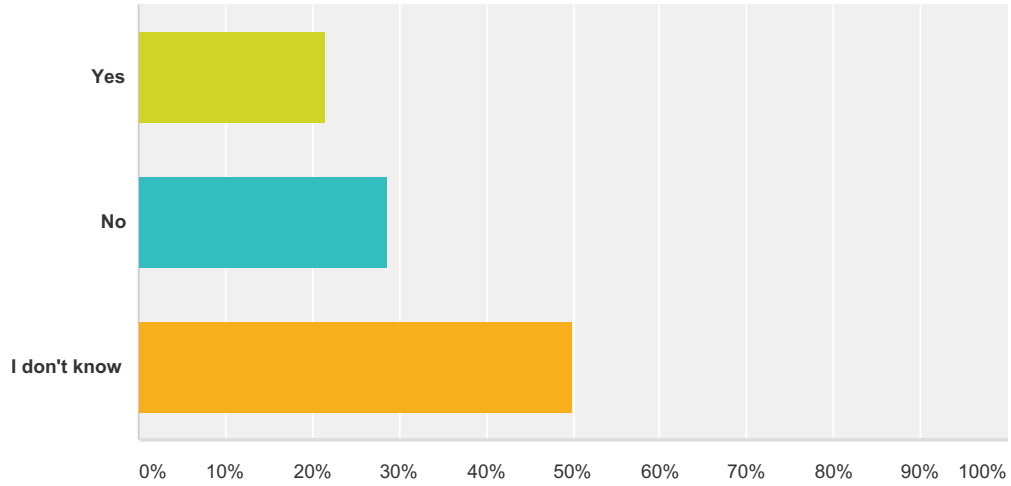
Answered: 14 Skipped: 557



Answer Choices	Responses	
Yes	14.29%	2
No	85.71%	12
Total		14

Q40 Just prior to the incident, had you been given a drug without your knowledge or consent?

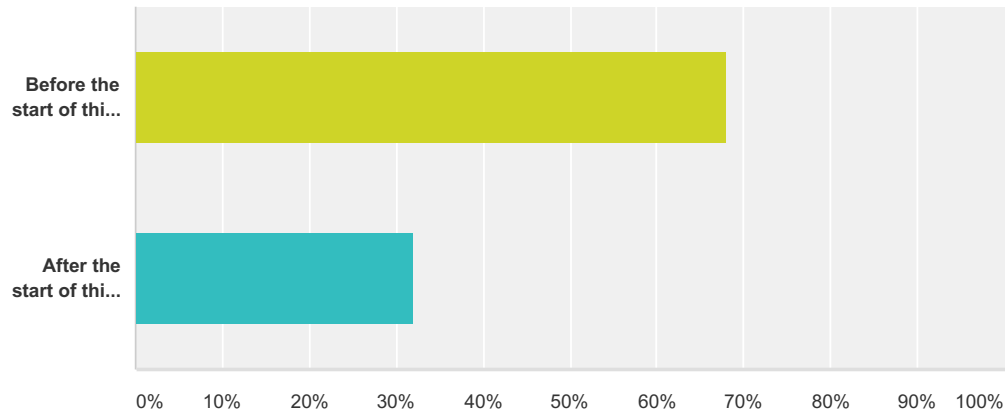
Answered: 14 Skipped: 557



Answer Choices	Responses	
Yes	21.43%	3
No	28.57%	4
I don't know	50.00%	7
Total		14

Q41 When did the incident occur?

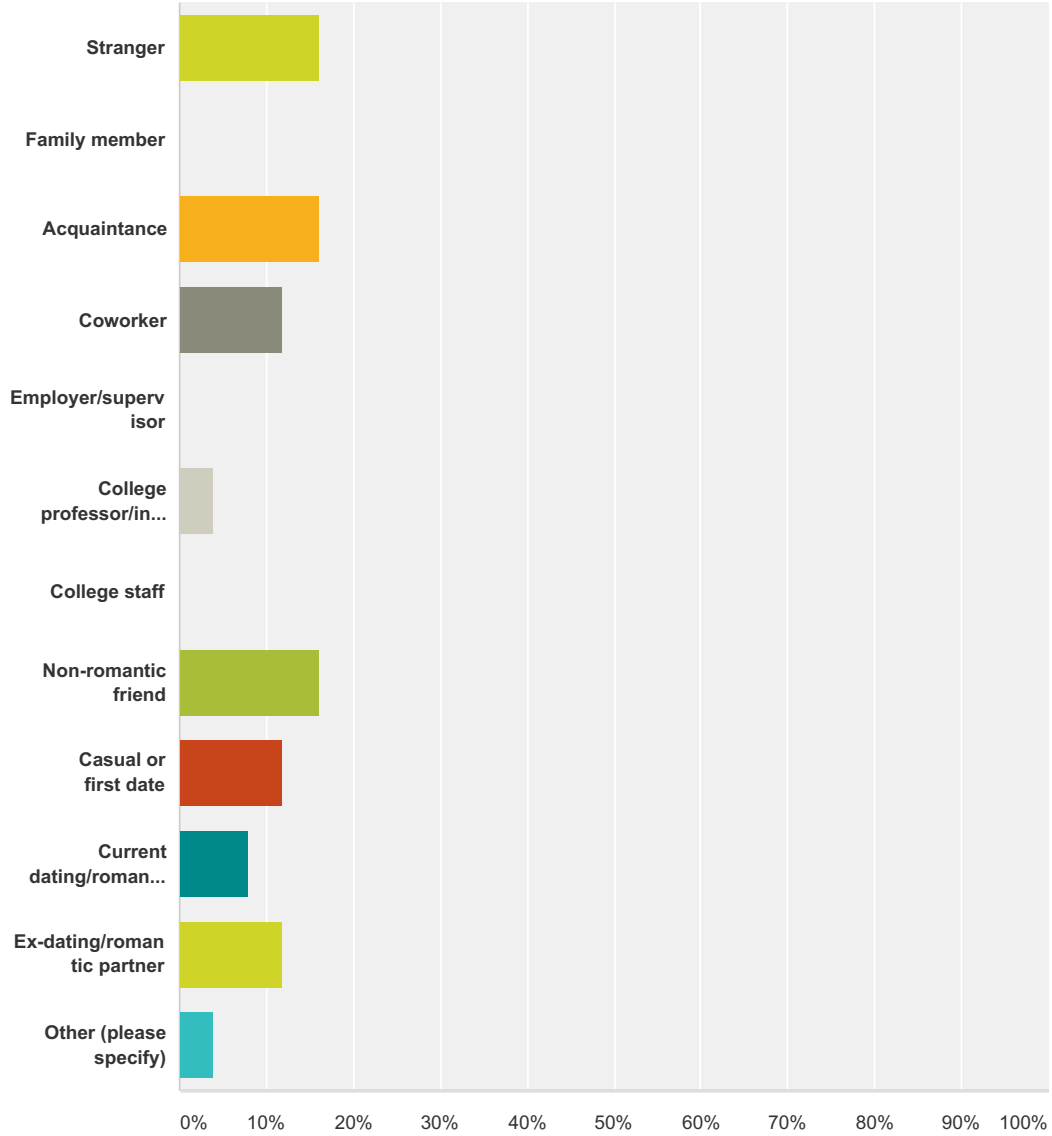
Answered: 25 Skipped: 546



Answer Choices	Responses
Before the start of this academic year	68.00% 17
After the start of this academic year	32.00% 8
Total	25

Q42 Who had this unwanted sexual contact with you? Please select the best option from the list below.

Answered: 25 Skipped: 546



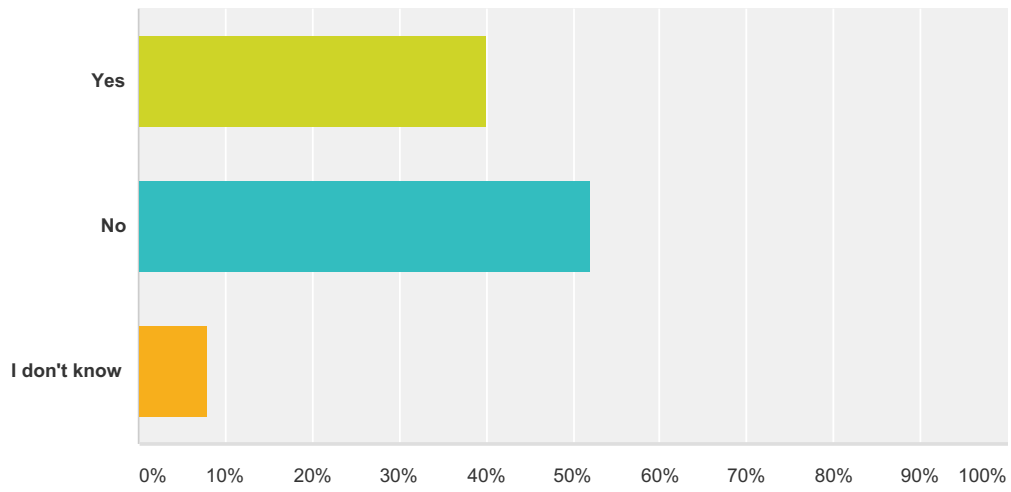
Answer Choices	Responses
Stranger	16.00% 4
Family member	0.00% 0
Acquaintance	16.00% 4
Coworker	12.00% 3
Employer/supervisor	0.00% 0
College professor/instructor	4.00% 1

Campus Climate Survey - East Tennessee State University

College staff	0.00%	0
Non-romantic friend	16.00%	4
Casual or first date	12.00%	3
Current dating/romantic partner	8.00%	2
Ex-dating/romantic partner	12.00%	3
Other (please specify)	4.00%	1
Total		25

Q43 Was this person a student at your school?

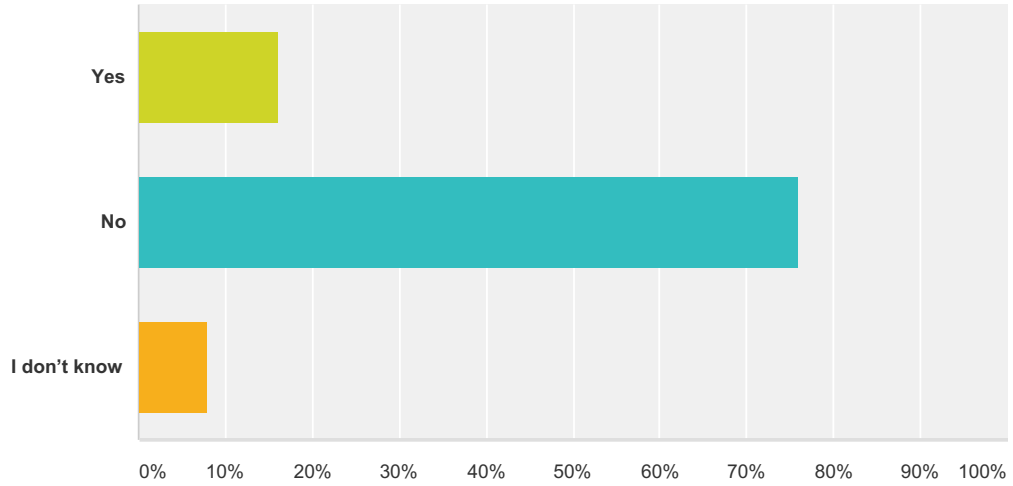
Answered: 25 Skipped: 546



Answer Choices	Responses
Yes	40.00% 10
No	52.00% 13
I don't know	8.00% 2
Total	25

Q44 Was this person affiliated with your school, as an employee, staff, or faculty member?

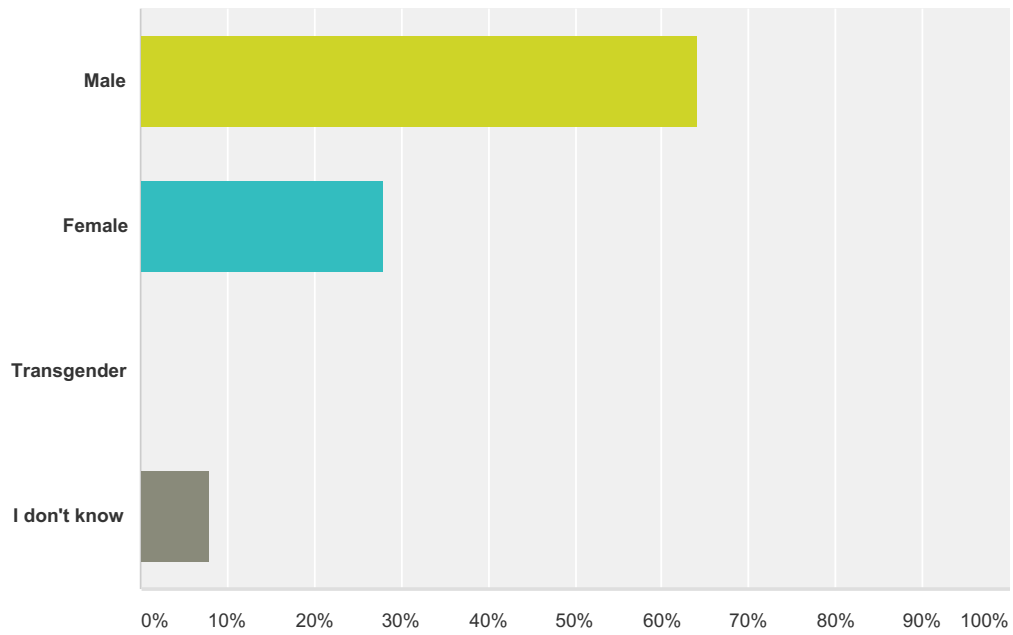
Answered: 25 Skipped: 546



Answer Choices	Responses
Yes	16.00% 4
No	76.00% 19
I don't know	8.00% 2
Total	25

Q45 What was the sex of the person who had unwanted sexual contact with you?

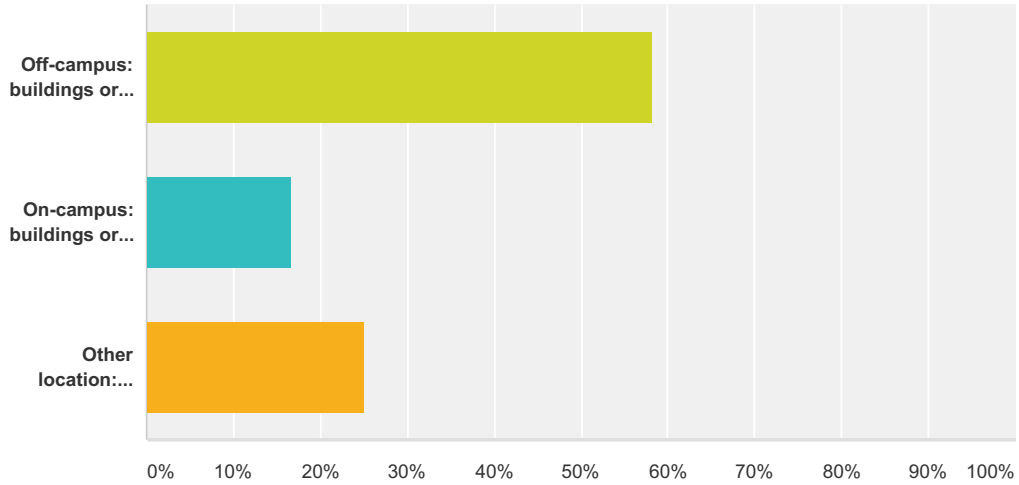
Answered: 25 Skipped: 546



Answer Choices	Responses
Male	64.00% 16
Female	28.00% 7
Transgender	0.00% 0
I don't know	8.00% 2
Total	25

Q46 Where did the incident occur? Please select the most appropriate location. You may use the open-ended text field to specify the location, if desired.

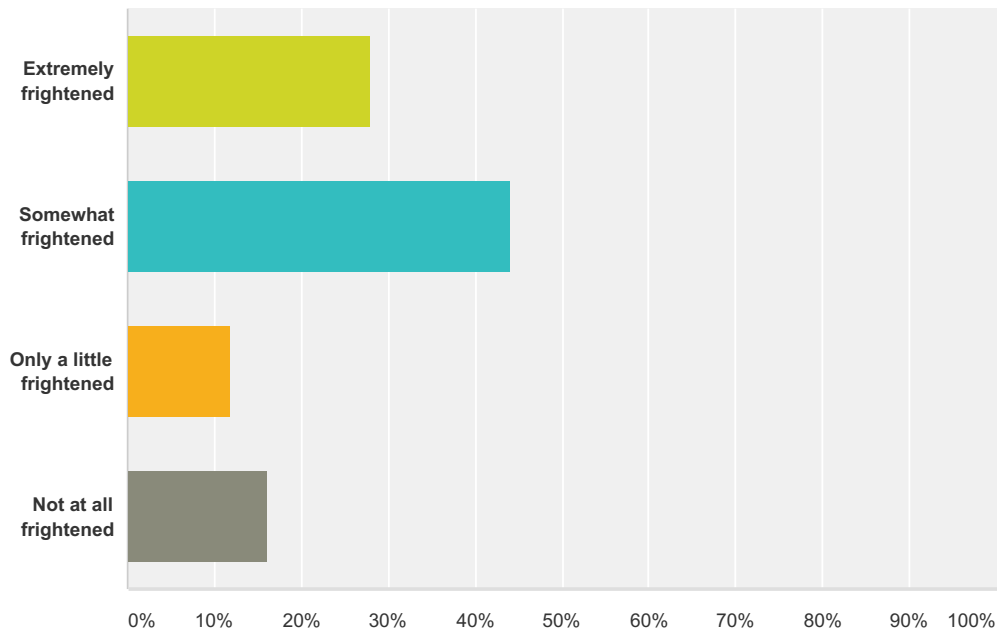
Answered: 24 Skipped: 547



Answer Choices	Responses
Off-campus: buildings or spaces near your school but not affiliated with the school (ex: private apartment, bar/club)	58.33% 14
On-campus: buildings or spaces owned by or affiliated with your school (ex: residence hall, campus facility)	16.67% 4
Other location: buildings or spaces outside the vicinity of your school (ex: family home, vacation or study abroad site)	25.00% 6
Total	24

Q47 How frightened were you by the incident?

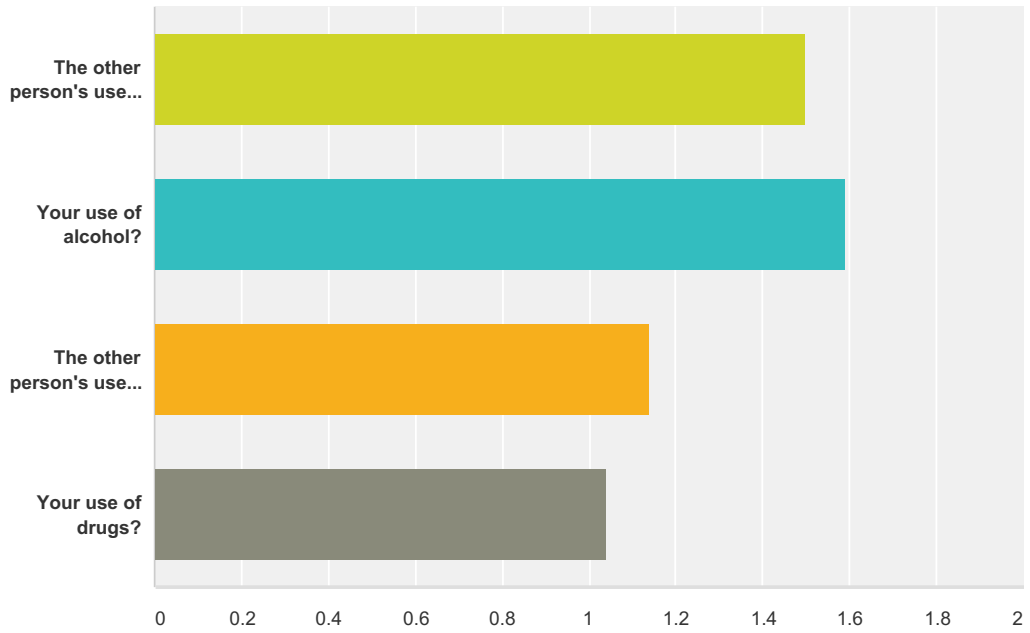
Answered: 25 Skipped: 546



Answer Choices	Responses
Extremely frightened	28.00% 7
Somewhat frightened	44.00% 11
Only a little frightened	12.00% 3
Not at all frightened	16.00% 4
Total	25

Q48 Did the incident involve:

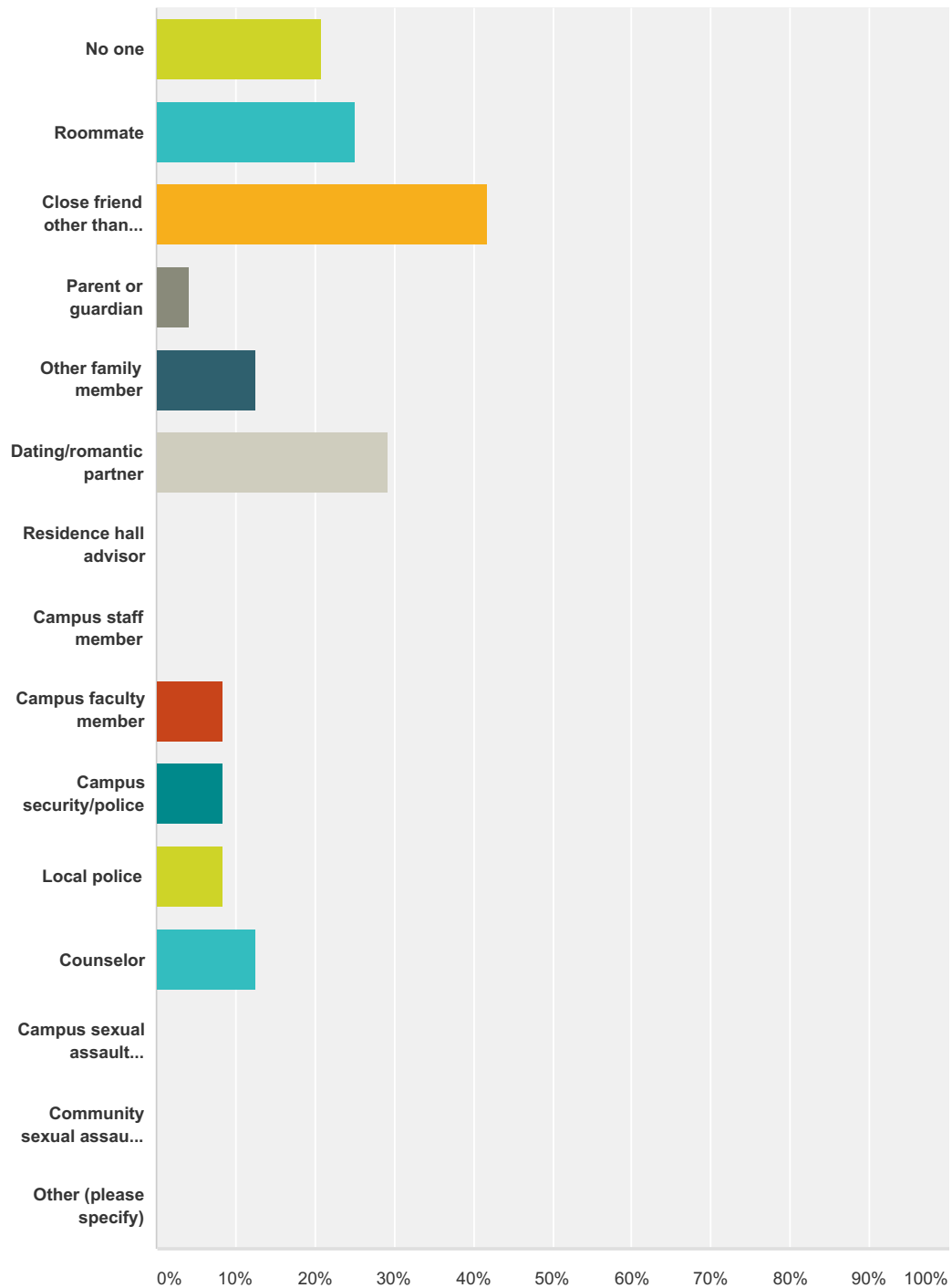
Answered: 24 Skipped: 547



	No	Yes	Total	Weighted Average
The other person's use of alcohol?	50.00% 11	50.00% 11	22	1.50
Your use of alcohol?	40.91% 9	59.09% 13	22	1.59
The other person's use of drugs?	85.71% 18	14.29% 3	21	1.14
Your use of drugs?	95.65% 22	4.35% 1	23	1.04

**Q49 Who did you tell about the incident?
Please check all that apply.**

Answered: 24 Skipped: 547



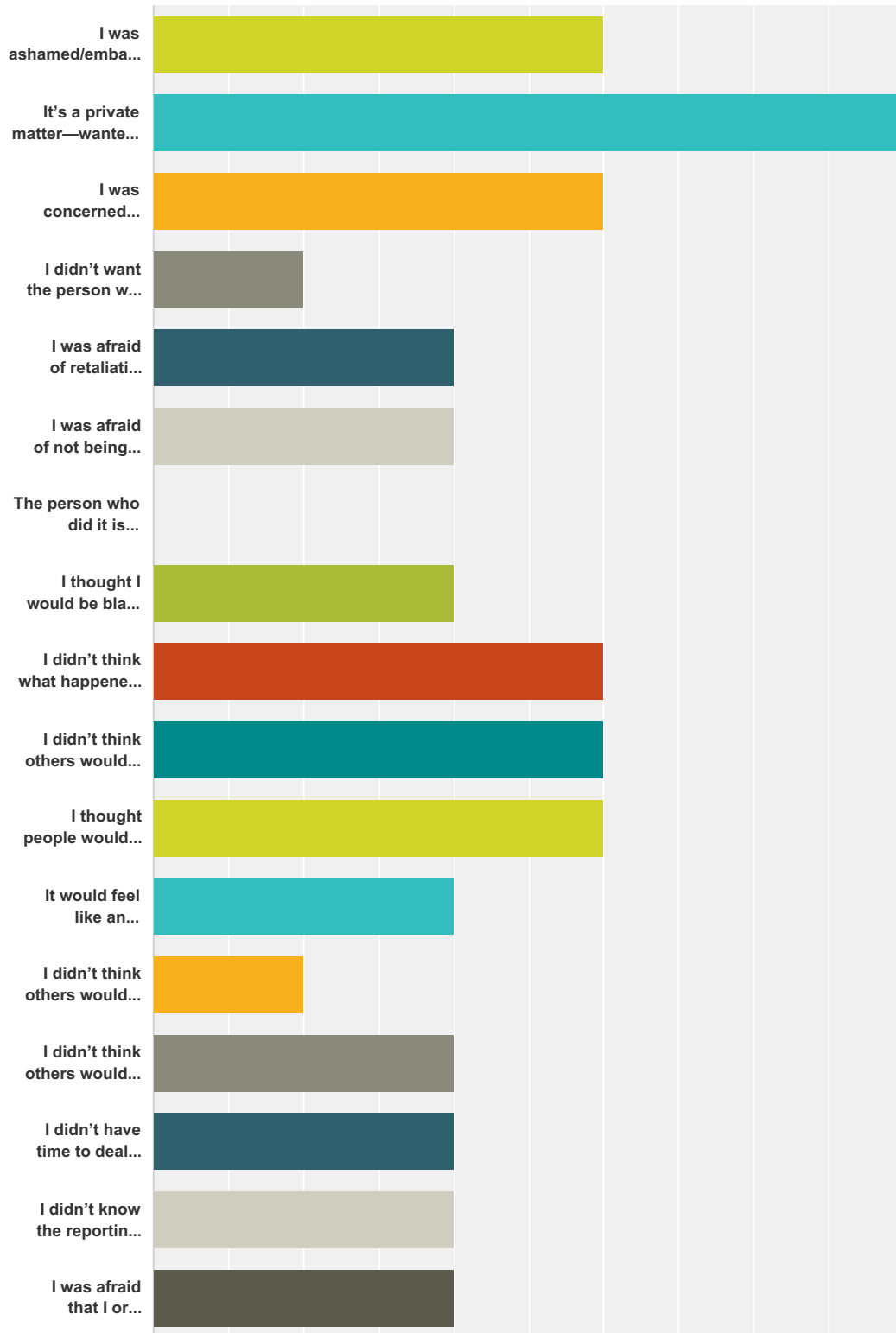
Answer Choices	Responses
No one	20.83% 5
Roommate	25.00% 6

Campus Climate Survey - East Tennessee State University

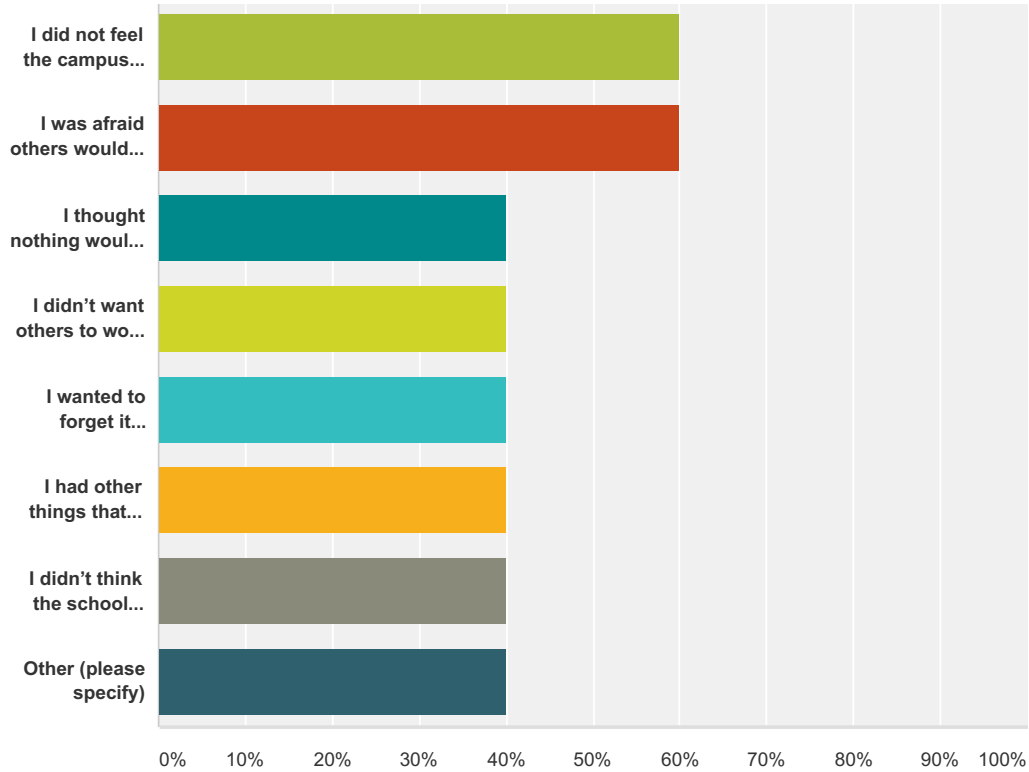
Close friend other than roommate	41.67%	10
Parent or guardian	4.17%	1
Other family member	12.50%	3
Dating/romantic partner	29.17%	7
Residence hall advisor	0.00%	0
Campus staff member	0.00%	0
Campus faculty member	8.33%	2
Campus security/police	8.33%	2
Local police	8.33%	2
Counselor	12.50%	3
Campus sexual assault advocate	0.00%	0
Community sexual assault advocate	0.00%	0
Other (please specify)	0.00%	0
Total Respondents: 24		

Q50 There are a lot of good reasons why someone may not tell anyone about an incident of non-consensual or unwanted sexual contact. What were your reasons? Please check all that apply.

Answered: 5 Skipped: 566



Campus Climate Survey - East Tennessee State University



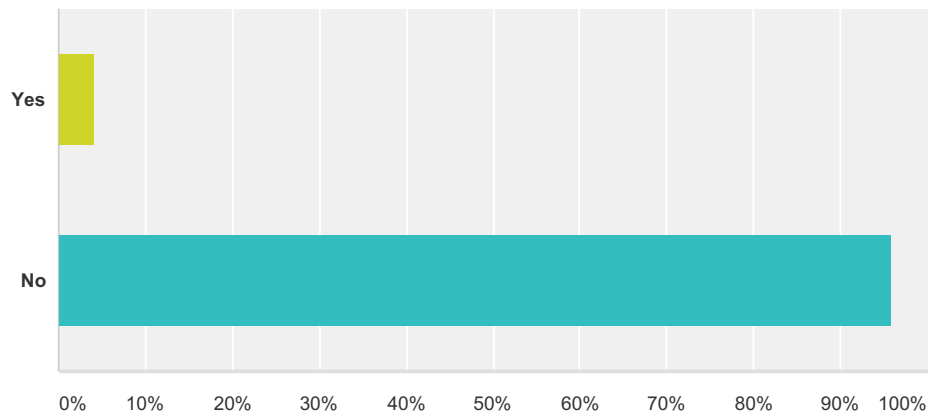
Answer Choices	Responses
I was ashamed/embarrassed	60.00% 3
It's a private matter—wanted to deal with it on my own	100.00% 5
I was concerned others would find out	60.00% 3
I didn't want the person who did it to get in trouble	20.00% 1
I was afraid of retaliation from the person who did it	40.00% 2
I was afraid of not being believed	40.00% 2
The person who did it is well-recognized at my school	0.00% 0
I thought I would be blamed for what happened	40.00% 2
I didn't think what happened was serious enough to talk about	60.00% 3
I didn't think others would think it was serious	60.00% 3
I thought people would try to tell me what to do	60.00% 3
It would feel like an admission of failure	40.00% 2
I didn't think others would think it was important	20.00% 1
I didn't think others would understand	40.00% 2
I didn't have time to deal with it due to academics, work, etc.	40.00% 2
I didn't know the reporting procedure at my school	40.00% 2
I was afraid that I or another would be punished for other infractions or violations (e.g., underage drinking)	40.00% 2
I did not feel the campus leadership would solve my problems	60.00% 3

Campus Climate Survey - East Tennessee State University

I was afraid others would harass me or react negatively toward me	60.00%	3
I thought nothing would be done	40.00%	2
I didn't want others to worry about me	40.00%	2
I wanted to forget it happened	40.00%	2
I had other things that needed my attention (e.g., classes, work)	40.00%	2
I didn't think the school would do anything about my report	40.00%	2
Other (please specify)	40.00%	2
Total Respondents: 5		

Q51 Did the incident result in a sexually transmitted infection?

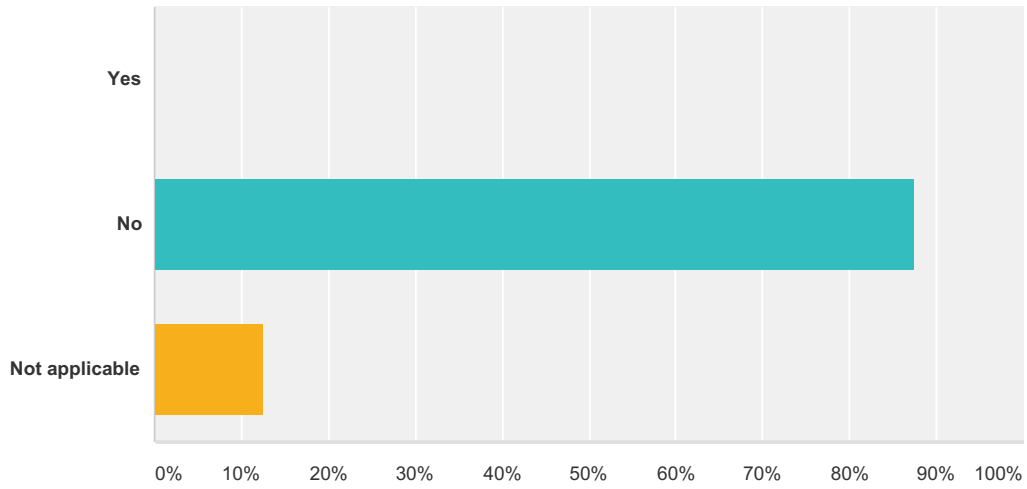
Answered: 24 Skipped: 547



Answer Choices	Responses	
Yes	4.17%	1
No	95.83%	23
Total		24

Q52 Did the incident result in pregnancy?

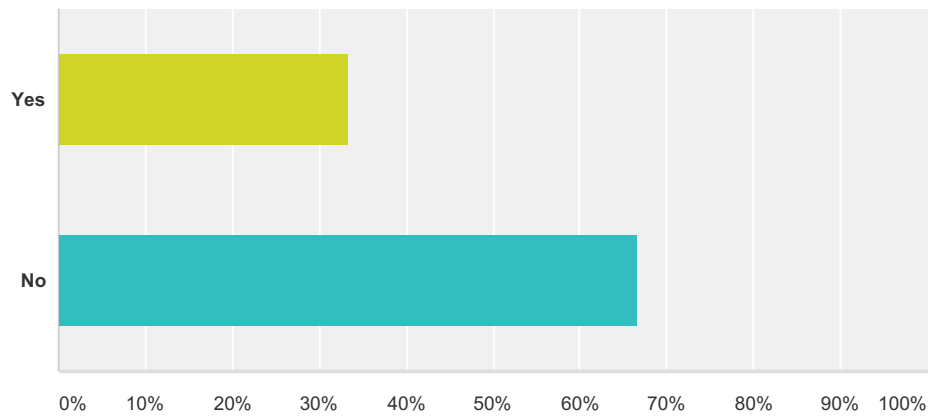
Answered: 24 Skipped: 547



Answer Choices	Responses	
Yes	0.00%	0
No	87.50%	21
Not applicable	12.50%	3
Total		24

Q53 Did the incident result in physical injury?

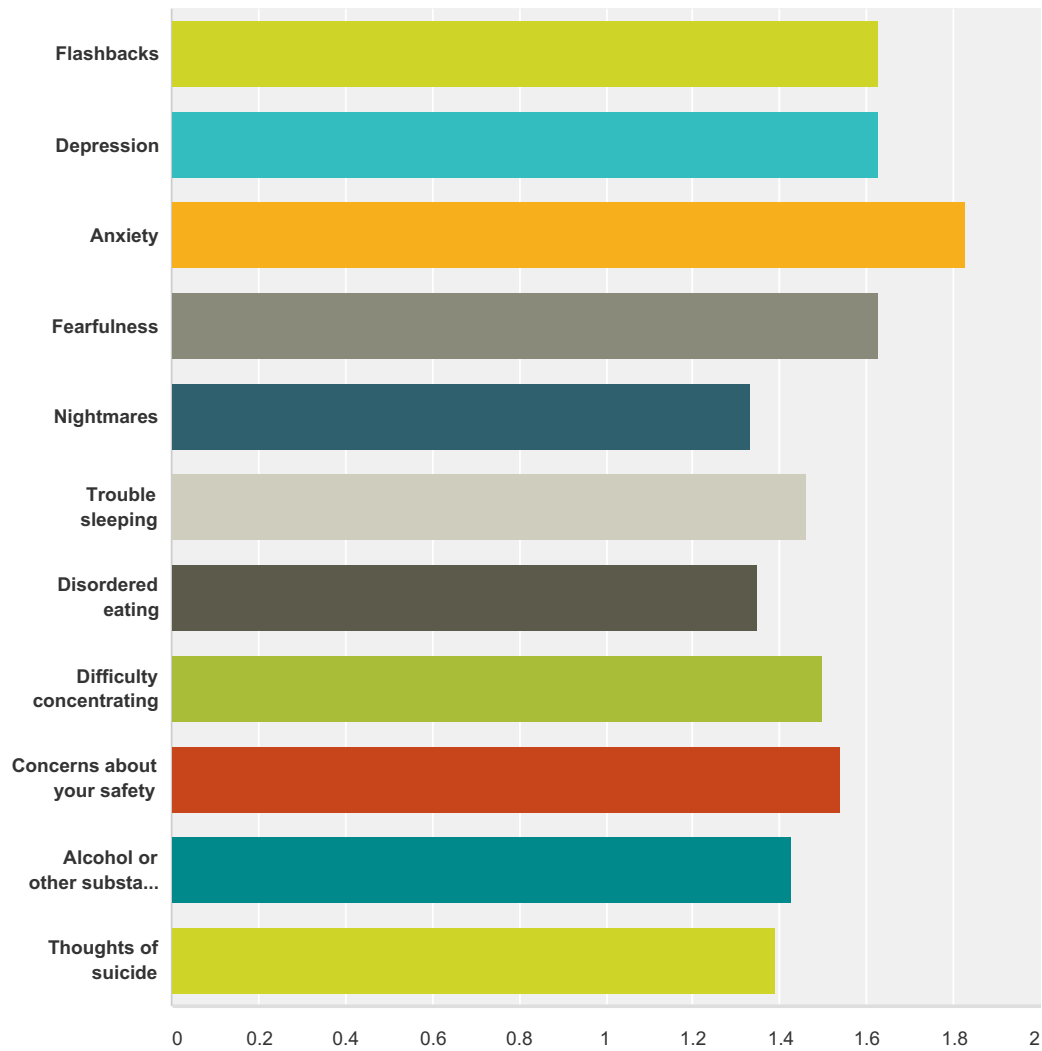
Answered: 24 Skipped: 547



Answer Choices	Responses	
Yes	33.33%	8
No	66.67%	16
Total		24

Q54 Did you experience any of the following as a result of the incident?

Answered: 24 Skipped: 547



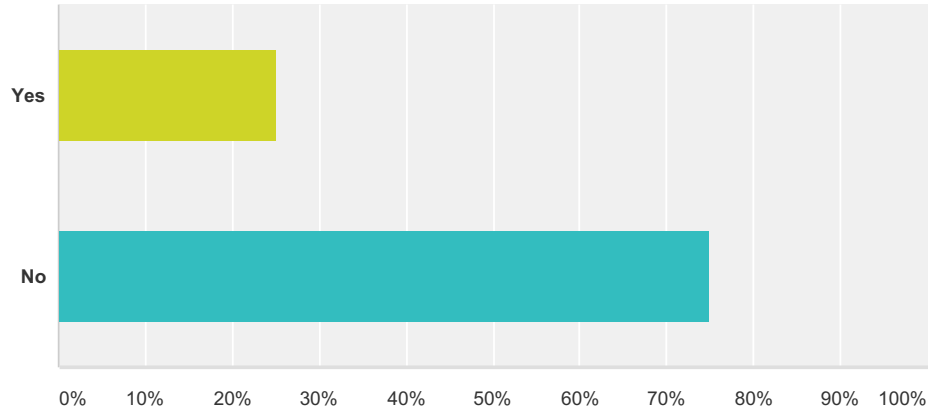
	No	Yes	Total	Weighted Average
Flashbacks	37.50% 9	62.50% 15	24	1.63
Depression	37.50% 9	62.50% 15	24	1.63
Anxiety	16.67% 4	83.33% 20	24	1.83
Fearfulness	37.50% 9	62.50% 15	24	1.63
Nightmares	66.67% 16	33.33% 8	24	1.33
Trouble sleeping	54.17% 13	45.83% 11	24	1.46

Campus Climate Survey - East Tennessee State University

Disordered eating	65.22% 15	34.78% 8	23	1.35
Difficulty concentrating	50.00% 12	50.00% 12	24	1.50
Concerns about your safety	45.83% 11	54.17% 13	24	1.54
Alcohol or other substance abuse	56.52% 13	43.48% 10	23	1.43
Thoughts of suicide	60.87% 14	39.13% 9	23	1.39

Q55 Did you experience retaliation by the person who committed this act or these actions, or their friends/associates?

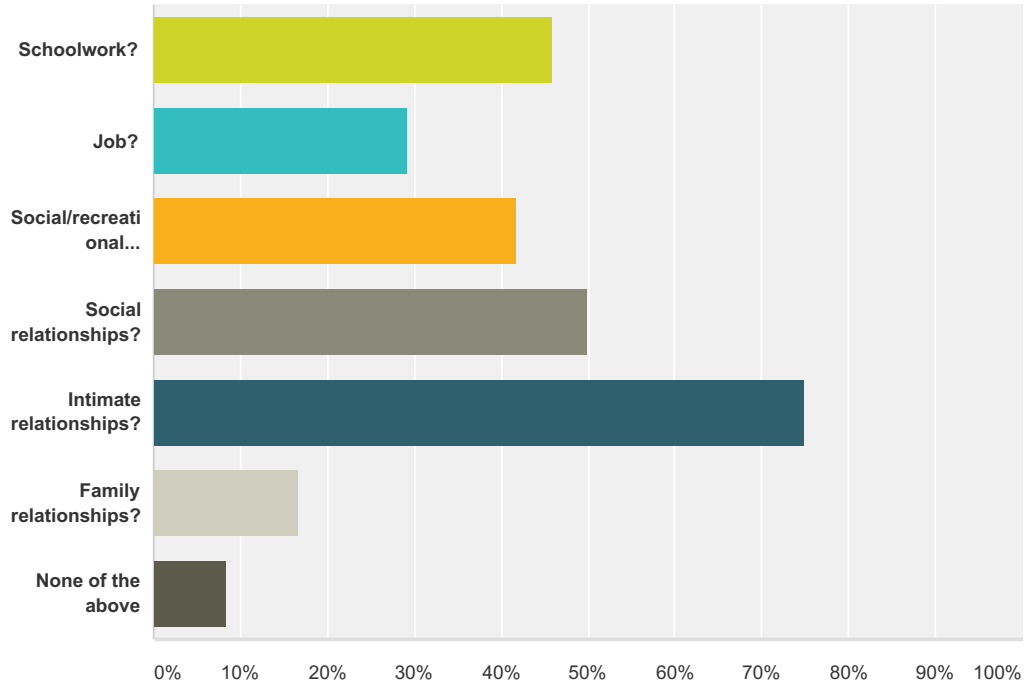
Answered: 24 Skipped: 547



Answer Choices	Responses	
Yes	25.00%	6
No	75.00%	18
Total		24

Q56 Did the incident have a negative impact on any of the following? Please check all that apply.

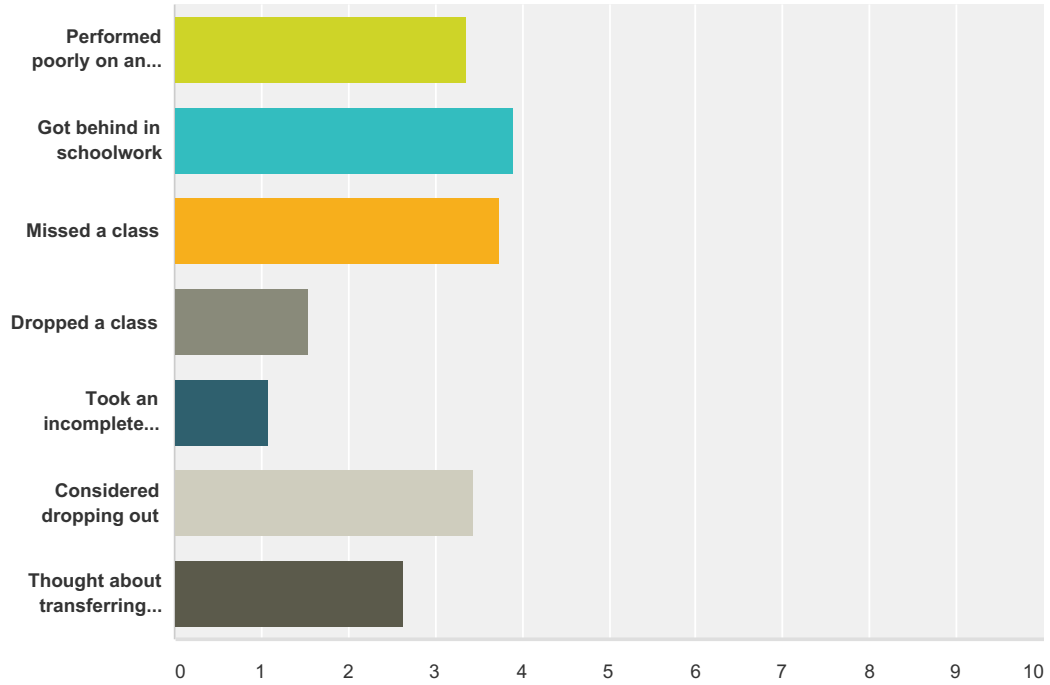
Answered: 24 Skipped: 547



Answer Choices	Responses
Schoolwork?	45.83% 11
Job?	29.17% 7
Social/recreational activities?	41.67% 10
Social relationships?	50.00% 12
Intimate relationships?	75.00% 18
Family relationships?	16.67% 4
None of the above	8.33% 2
Total Respondents: 24	

Q57 You indicated that the incident had a negative impact on your schoolwork. As a result of the incident, to what degree has the following happened to you?

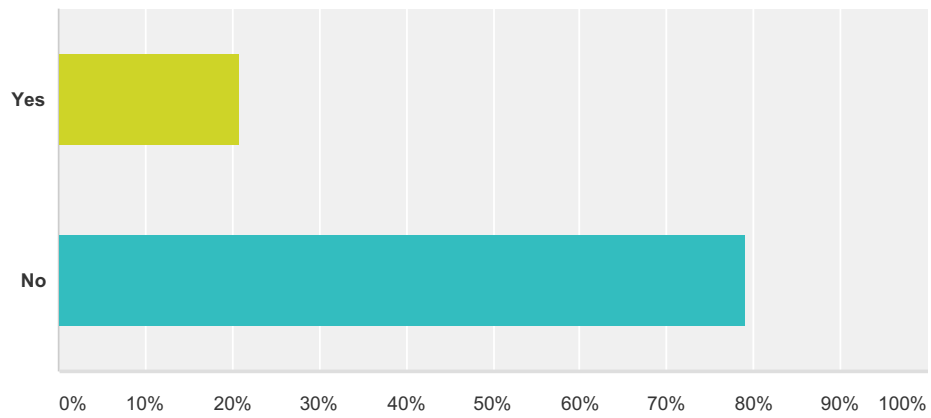
Answered: 11 Skipped: 560



	Never	Rarely	Occasionally	Sometimes	Frequently	Usually	Always	Total	Weighted Average
Performed poorly on an assignment	0.00% 0	18.18% 2	45.45% 5	27.27% 3	0.00% 0	9.09% 1	0.00% 0	11	3.36
Got behind in schoolwork	0.00% 0	9.09% 1	45.45% 5	18.18% 2	9.09% 1	9.09% 1	9.09% 1	11	3.91
Missed a class	9.09% 1	9.09% 1	27.27% 3	27.27% 3	18.18% 2	0.00% 0	9.09% 1	11	3.73
Dropped a class	72.73% 8	18.18% 2	0.00% 0	0.00% 0	9.09% 1	0.00% 0	0.00% 0	11	1.55
Took an incomplete course grade	90.91% 10	9.09% 1	0.00% 0	0.00% 0	0.00% 0	0.00% 0	0.00% 0	11	1.09
Considered dropping out	45.45% 5	0.00% 0	9.09% 1	9.09% 1	0.00% 0	18.18% 2	18.18% 2	11	3.45
Thought about transferring to a new school	36.36% 4	9.09% 1	36.36% 4	9.09% 1	0.00% 0	0.00% 0	9.09% 1	11	2.64

Q58 Did you seek medical treatment for the incident?

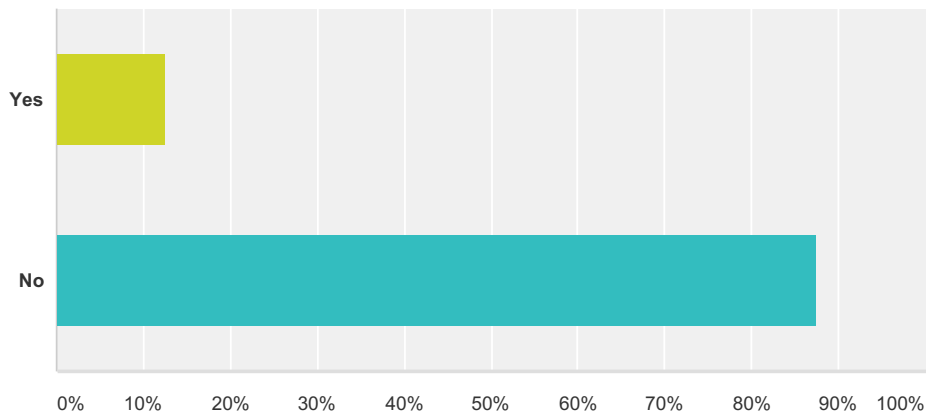
Answered: 24 Skipped: 547



Answer Choices	Responses	
Yes	20.83%	5
No	79.17%	19
Total		24

Q59 Did you seek counseling services as a result of the incident?

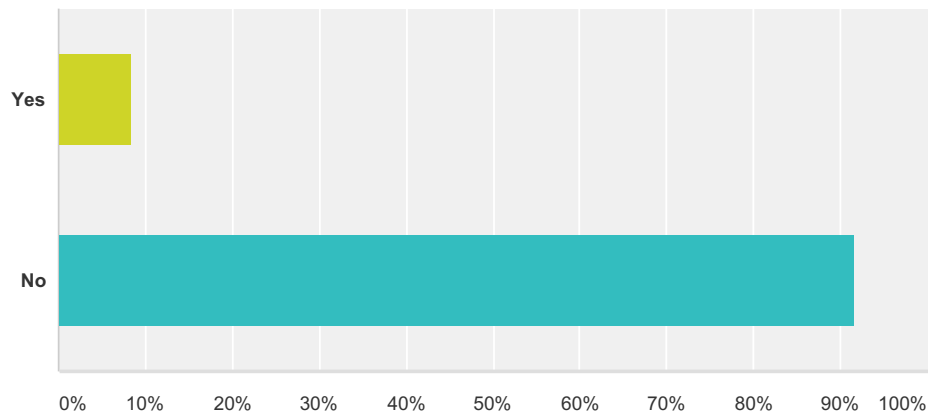
Answered: 24 Skipped: 547



Answer Choices	Responses	
Yes	12.50%	3
No	87.50%	21
Total		24

Q60 Did you seek advocacy services as a result of the incident?

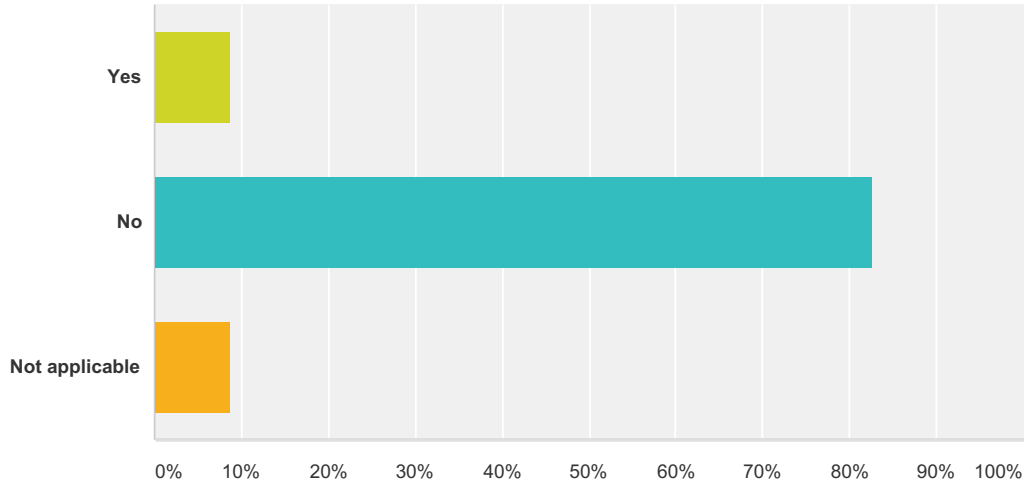
Answered: 24 Skipped: 547



Answer Choices	Responses	
Yes	8.33%	2
No	91.67%	22
Total		24

Q61 Did you use the formal procedures available at your school to report the incident?

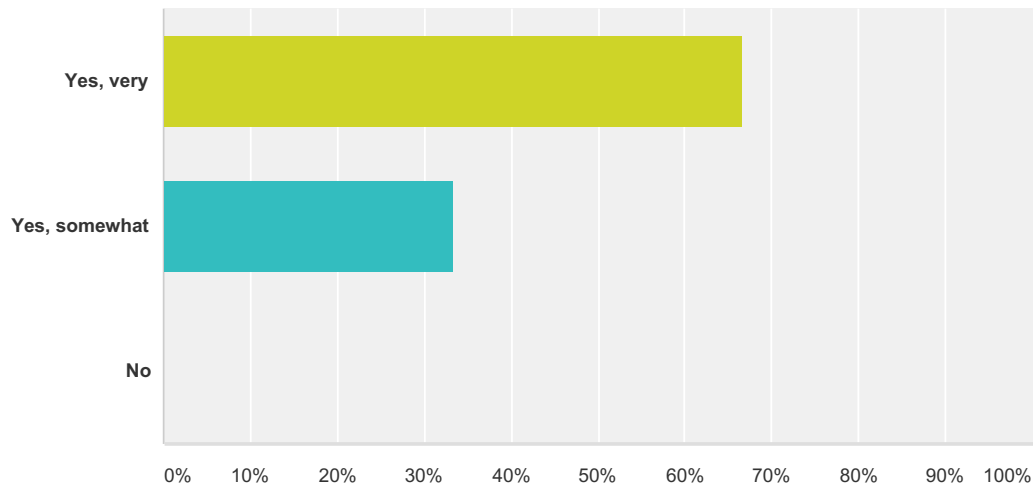
Answered: 23 Skipped: 548



Answer Choices	Responses
Yes	8.70% 2
No	82.61% 19
Not applicable	8.70% 2
Total	23

Q62 Do you feel that you were treated fairly through your school's formal procedures?

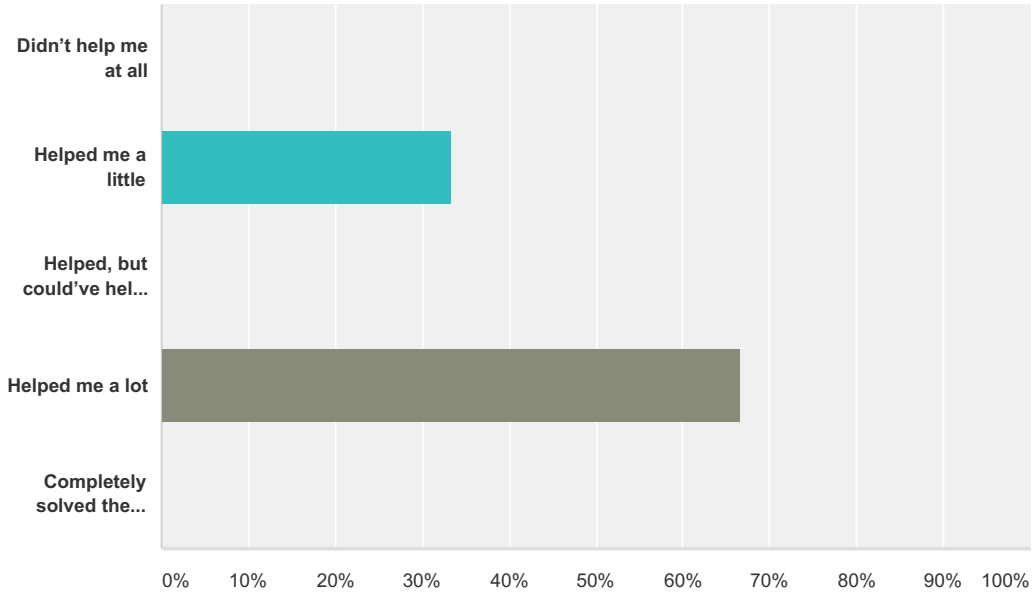
Answered: 3 Skipped: 568



Answer Choices	Responses
Yes, very	66.67% 2
Yes, somewhat	33.33% 1
No	0.00% 0
Total	3

Q63 How do you feel your school's formal procedures helped you deal with the incident?

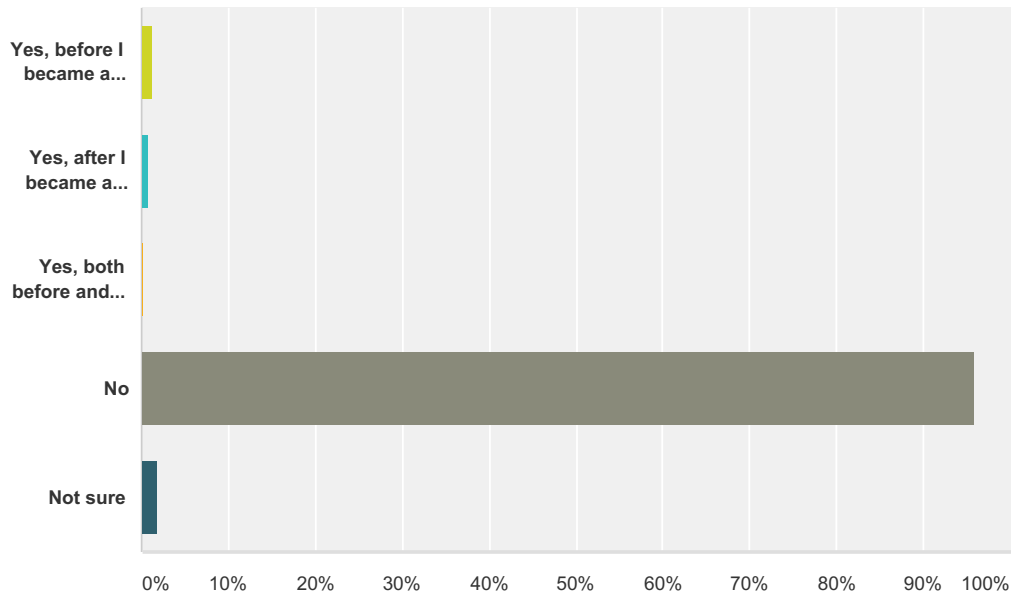
Answered: 3 Skipped: 568



Answer Choices	Responses
Didn't help me at all	0.00% 0
Helped me a little	33.33% 1
Helped, but could've helped more	0.00% 0
Helped me a lot	66.67% 2
Completely solved the problem	0.00% 0
Total	3

Q64 In the past, have you pressured or forced someone into sexual contact without that person's explicit consent (e.g., used physical force or threatened to physically harm them; manipulated them through lies, threats, or pressure; took sexual advantage of them when they were significantly impaired or incapacitated by drugs/alcohol)? Remember that your responses will remain confidential and will not be linked to your identity or reported.

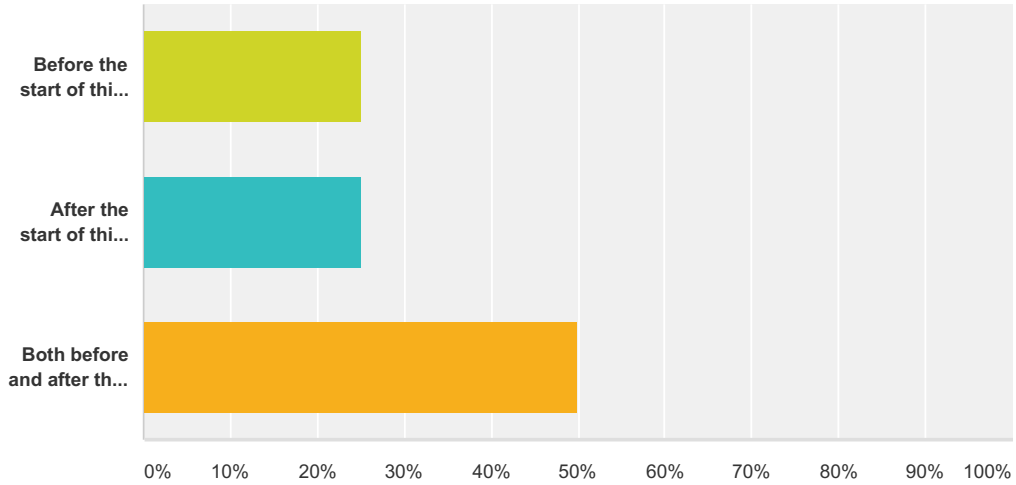
Answered: 390 Skipped: 181



Answer Choices	Responses
Yes, before I became a student at this school	1.28% 5
Yes, after I became a student at this school	0.77% 3
Yes, both before and after I became a student at this school	0.26% 1
No	95.90% 374
Not sure	1.79% 7
Total	390

Q65 You indicated that you pressured or forced someone into sexual contact without that person's explicit consent. When did this happen while you were a student at this school?

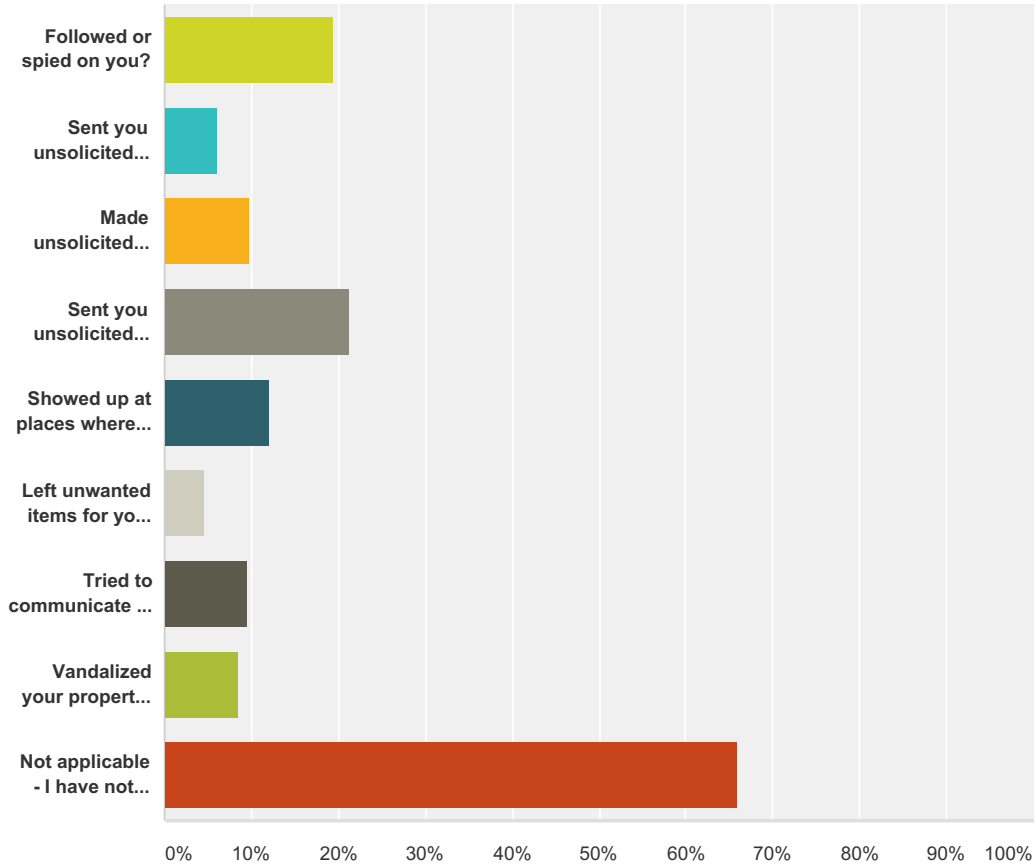
Answered: 4 Skipped: 567



Answer Choices	Responses
Before the start of this academic year	25.00% 1
After the start of this academic year	25.00% 1
Both before and after the start of this academic year	50.00% 2
Total	4

Q66 Not including bill collectors, telephone solicitors, or other sales people, has anyone, of any gender, ever: (Please select all that apply, or "Not applicable")

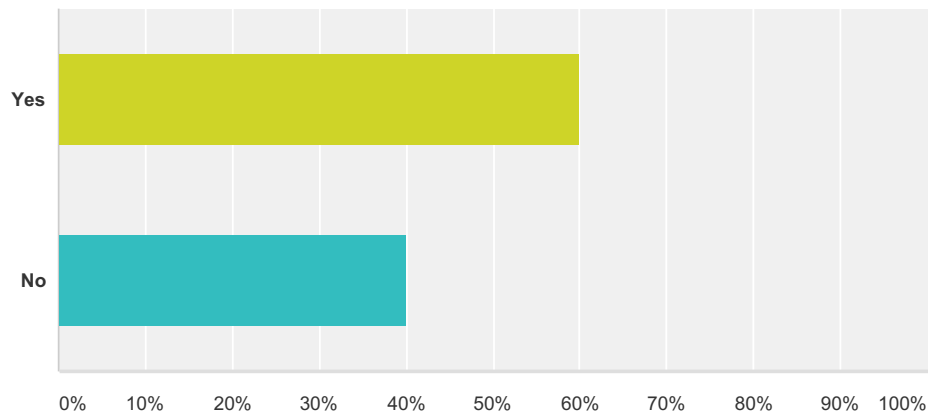
Answered: 377 Skipped: 194



Answer Choices	Responses	Count
Followed or spied on you?	19.36%	73
Sent you unsolicited letters or written correspondence?	6.10%	23
Made unsolicited phone calls to you?	9.81%	37
Sent you unsolicited emails or text messages?	21.22%	80
Showed up at places where you were even though they had no business being there?	12.20%	46
Left unwanted items for you to find?	4.51%	17
Tried to communicate in other ways against your will?	9.55%	36
Vandalized your property or destroyed something you loved?	8.49%	32
Not applicable - I have not experienced any of these things	66.05%	249
Total Respondents: 377		

Q67 Has anyone ever done any of these things to you on more than one occasion?

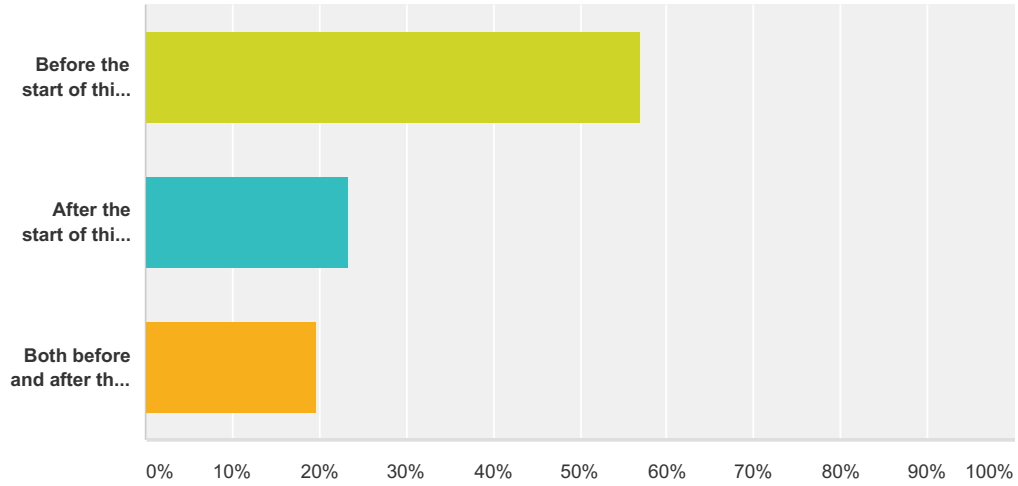
Answered: 140 Skipped: 431



Answer Choices	Responses	
Yes	60.00%	84
No	40.00%	56
Total		140

Q68 When you were a student at this school, when did you experience these things?

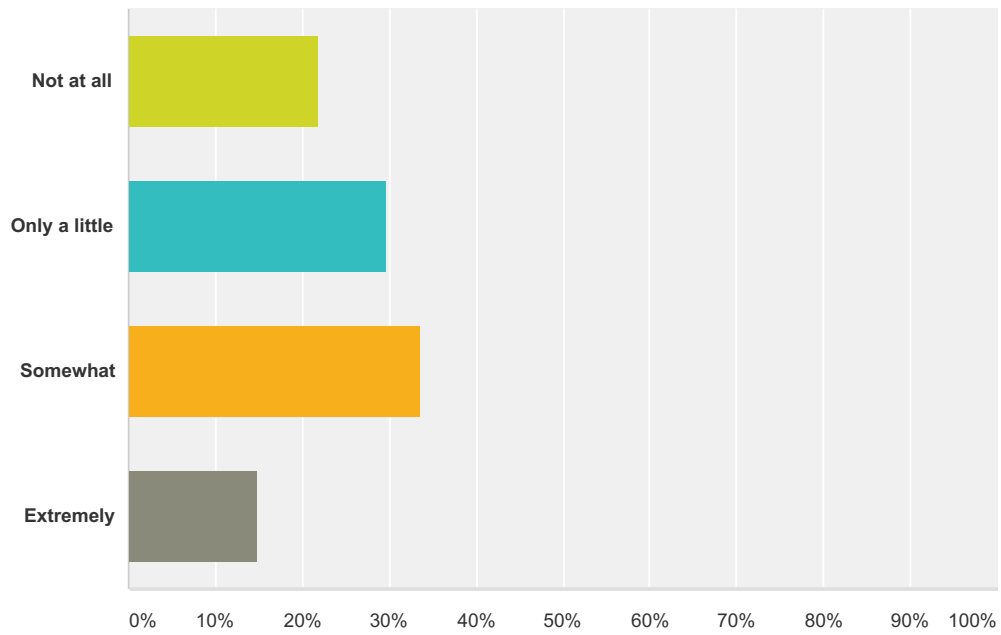
Answered: 128 Skipped: 443



Answer Choices	Responses
Before the start of this academic year	57.03% 73
After the start of this academic year	23.44% 30
Both before and after the start of this academic year	19.53% 25
Total	128

Q69 How frightened were you by these things?

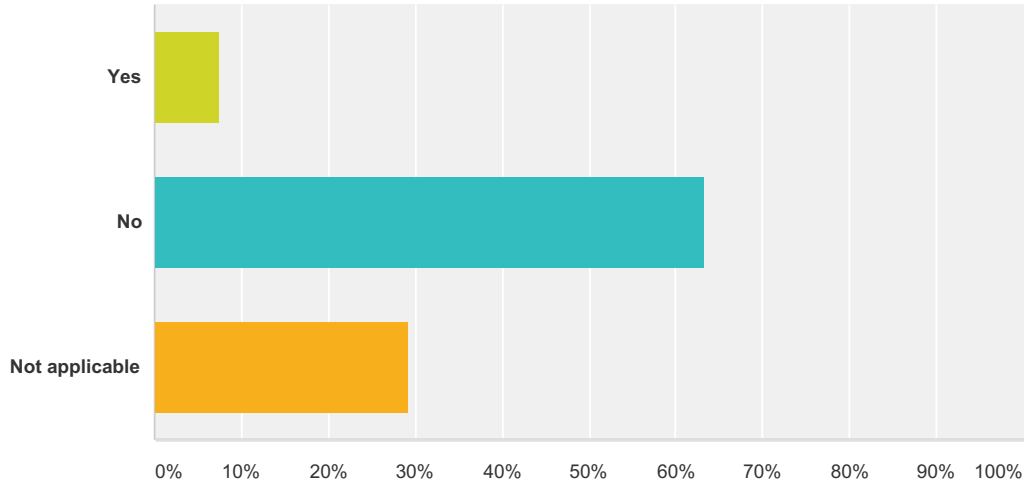
Answered: 128 Skipped: 443



Answer Choices	Responses
Not at all	21.88% 28
Only a little	29.69% 38
Somewhat	33.59% 43
Extremely	14.84% 19
Total	128

Q70 Did you use the formal procedures available at your school to report the incident?

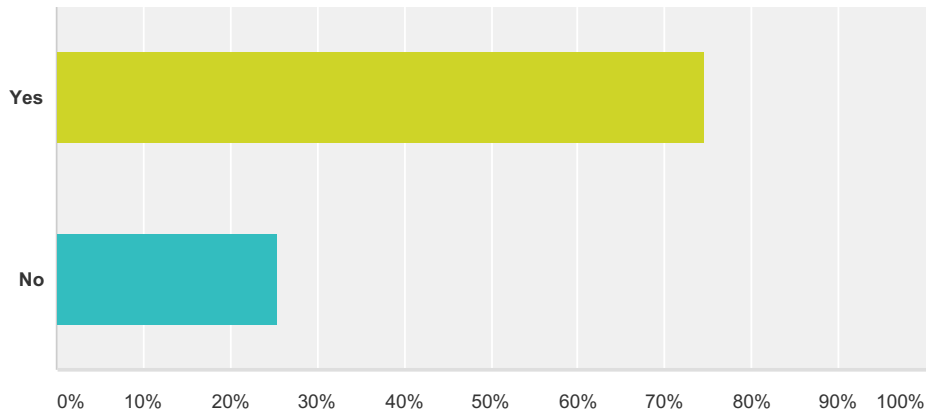
Answered: 133 Skipped: 438



Answer Choices	Responses	
Yes	7.52%	10
No	63.16%	84
Not applicable	29.32%	39
Total		133

Q71 The following questions ask about behaviors that some students report have been used by their partners in current or previous relationships. These questions refer to all romantic or intimate relationships, from one-time hook-ups to ongoing dating. Have you been in a romantic or intimate relationship since you became a student at this school?

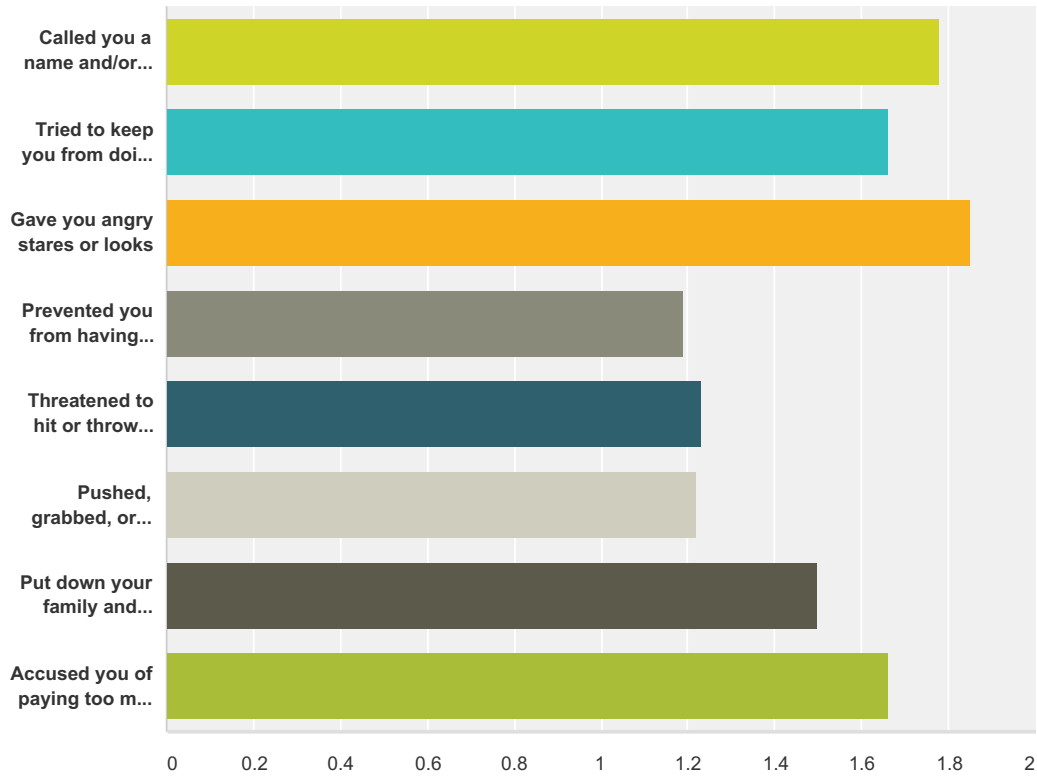
Answered: 384 Skipped: 187



Answer Choices	Responses	
Yes	74.48%	286
No	25.52%	98
Total		384

Q72 Select a response for each of the items listed below to show your closest estimate of how often your partner has used any of the following behaviors in your current or previous relationship(s) since you became a student at this school:

Answered: 285 Skipped: 286



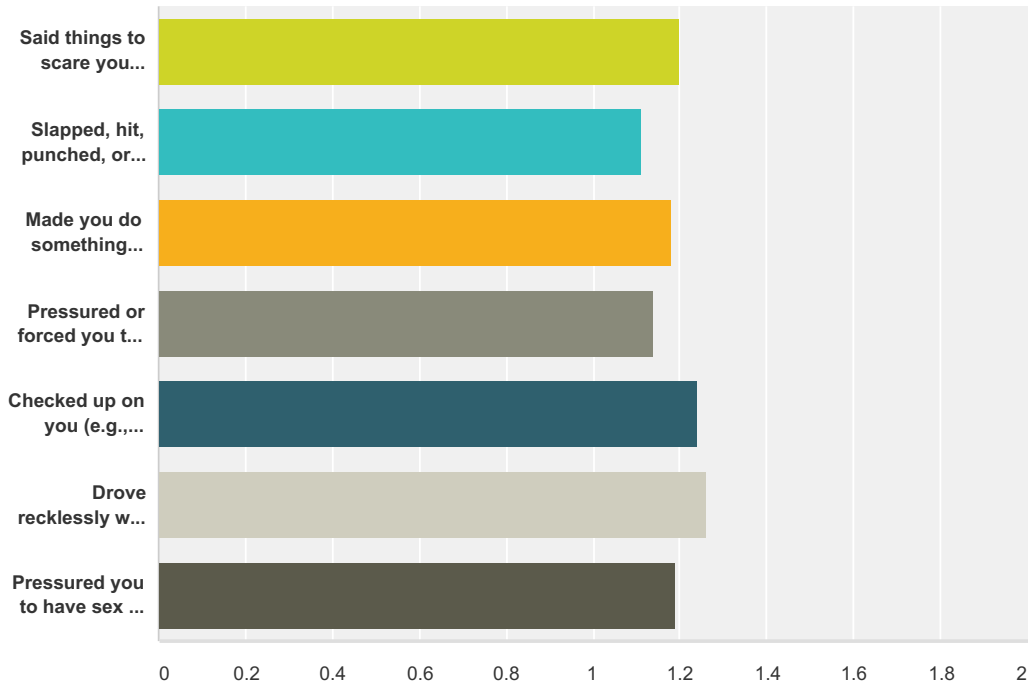
	Never	Rarely	Occasionally	Frequently	Very Frequently	Total	Weighted Average
Called you a name and/or criticized you	52.28% 149	28.42% 81	10.88% 31	5.96% 17	2.46% 7	285	1.78
Tried to keep you from doing something you wanted to do (e.g., going out with friends, going to meetings)	61.75% 176	20.00% 57	10.88% 31	5.61% 16	1.75% 5	285	1.66
Gave you angry stares or looks	51.93% 148	24.56% 70	14.04% 40	5.61% 16	3.86% 11	285	1.85
Prevented you from having money for your own use	90.49% 257	3.52% 10	3.52% 10	1.41% 4	1.06% 3	284	1.19
Threatened to hit or throw something at you	87.72% 250	6.32% 18	2.46% 7	2.11% 6	1.40% 4	285	1.23
Pushed, grabbed, or shoved you	85.96% 245	9.12% 26	2.46% 7	1.75% 5	0.70% 2	285	1.22
Put down your family and friends	70.88% 202	15.09% 43	8.77% 25	3.51% 10	1.75% 5	285	1.50

Campus Climate Survey - East Tennessee State University

Accused you of paying too much attention to someone or something else	65.26% 186	15.79% 45	9.82% 28	5.96% 17	3.16% 9	285	1.66
---	----------------------	---------------------	--------------------	--------------------	-------------------	-----	------

Q73 (Continued) Select a response for each of the items listed below to show your closest estimate of how often your partner has used any of the following behaviors in your current or previous relationship(s) since you became a student at this school:

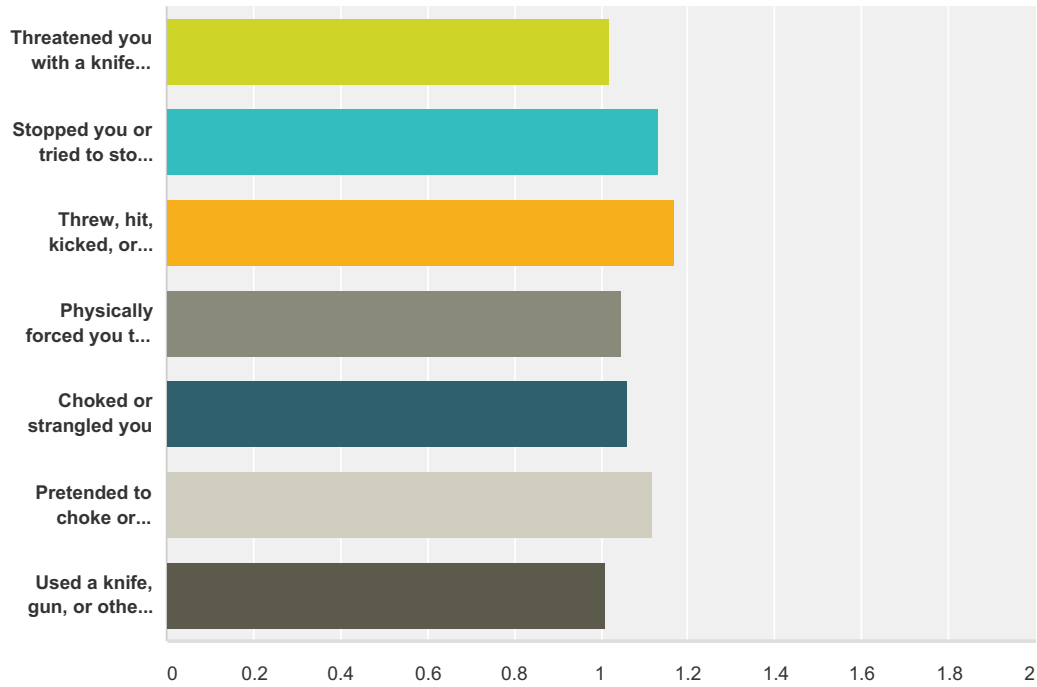
Answered: 285 Skipped: 286



	Never	Rarely	Occasionally	Frequently	Very Frequently	Total	Weighted Average
Said things to scare you (e.g., told you something "bad" would happen, threatened to commit suicide)	89.79% 255	4.58% 13	2.82% 8	1.41% 4	1.41% 4	284	1.20
Slapped, hit, punched, or kicked you	91.90% 261	5.63% 16	1.76% 5	0.70% 2	0.00% 0	284	1.11
Made you do something humiliating or degrading (e.g., begging for forgiveness, having to ask permission to do something you want to do)	90.14% 256	5.28% 15	1.76% 5	2.11% 6	0.70% 2	284	1.18
Pressured or forced you to sext or take naked photos	92.23% 261	3.53% 10	2.83% 8	0.35% 1	1.06% 3	283	1.14
Checked up on you (e.g., listened to your phone calls, checked the mileage on your car, called you repeatedly during class)	86.62% 246	6.69% 19	4.23% 12	1.06% 3	1.41% 4	284	1.24
Drove recklessly when you were in the car	82.81% 236	11.58% 33	3.16% 9	1.75% 5	0.70% 2	285	1.26
Pressured you to have sex in a way that you didn't like or want	87.72% 250	7.37% 21	3.51% 10	1.05% 3	0.35% 1	285	1.19

Q74 (Continued) Select a response for each of the items listed below to show your closest estimate of how often your partner has used any of the following behaviors in your current or previous relationship(s) since you became a student at this school:

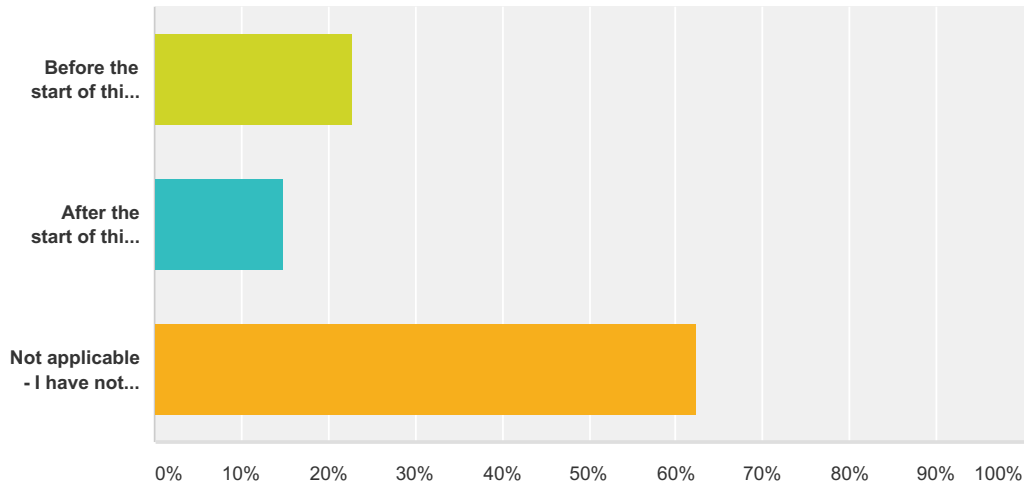
Answered: 284 Skipped: 287



	Never	Rarely	Occasionally	Frequently	Very Frequently	Total	Weighted Average
Threatened you with a knife, gun, or other weapon	98.94% 281	0.70% 2	0.00% 0	0.35% 1	0.00% 0	284	1.02
Stopped you or tried to stop you from going to work or school	89.44% 254	8.10% 23	2.46% 7	0.00% 0	0.00% 0	284	1.13
Threw, hit, kicked, or smashed something	90.11% 255	5.65% 16	2.12% 6	1.77% 5	0.35% 1	283	1.17
Physically forced you to have sex	96.48% 274	2.46% 7	1.06% 3	0.00% 0	0.00% 0	284	1.05
Choked or strangled you	95.42% 271	3.52% 10	0.35% 1	0.70% 2	0.00% 0	284	1.06
Pretended to choke or strangle you	89.79% 255	8.10% 23	2.11% 6	0.00% 0	0.00% 0	284	1.12
Used a knife, gun, or other weapon against you	99.29% 281	0.35% 1	0.35% 1	0.00% 0	0.00% 0	283	1.01

Q75 When did the incident occur?

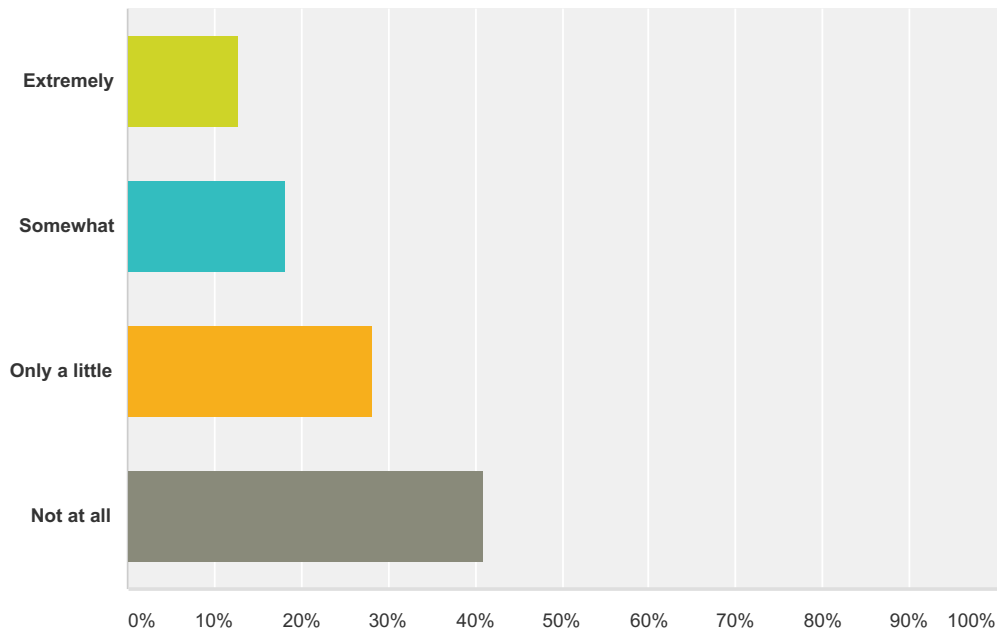
Answered: 282 Skipped: 289



Answer Choices	Responses
Before the start of this academic year	22.70% 64
After the start of this academic year	14.89% 42
Not applicable - I have not experienced any of the previously listed behaviors	62.41% 176
Total	282

Q76 How frightened were you by the incident?

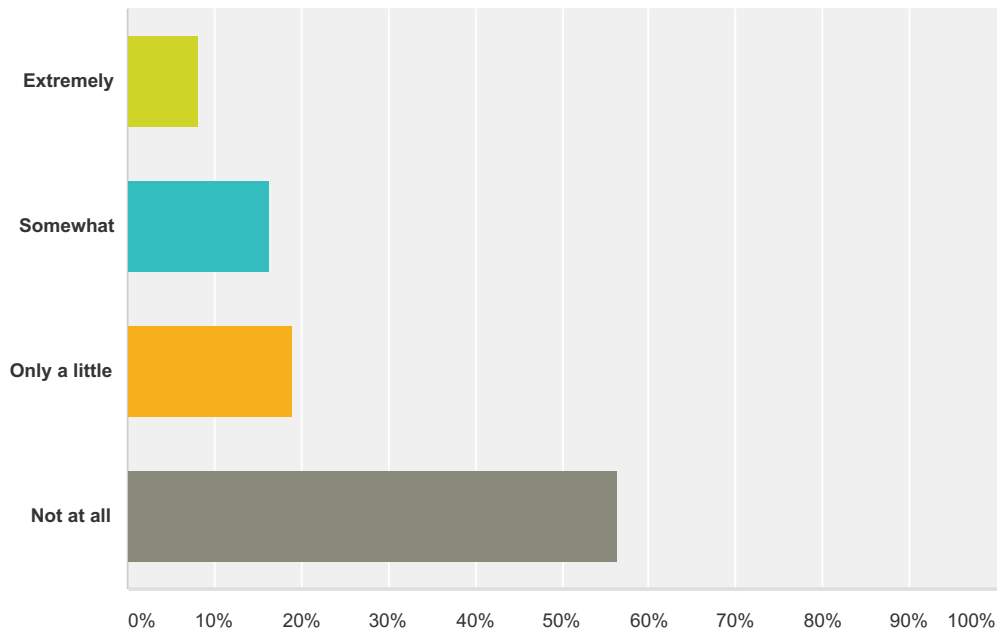
Answered: 110 Skipped: 461



Answer Choices	Responses
Extremely	12.73% 14
Somewhat	18.18% 20
Only a little	28.18% 31
Not at all	40.91% 45
Total	110

Q77 How concerned were you about your safety during the incident?

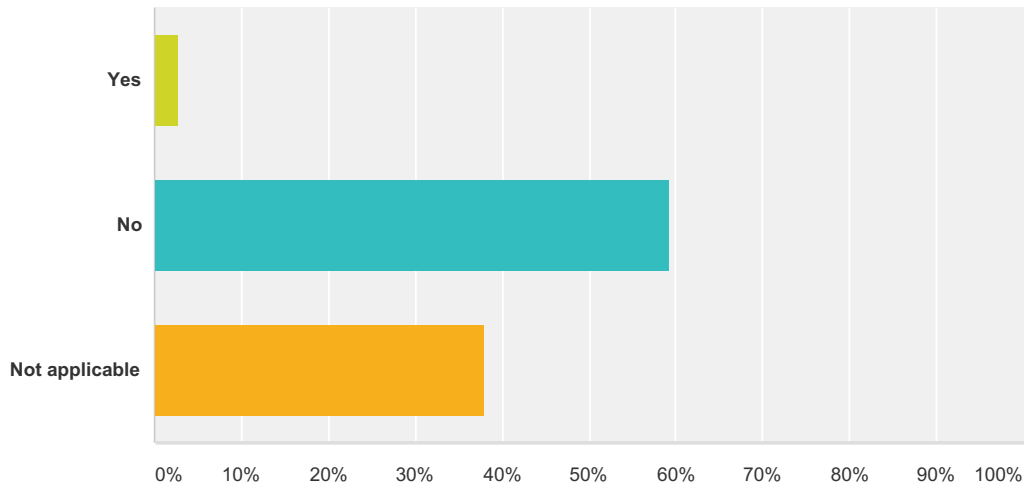
Answered: 110 Skipped: 461



Answer Choices	Responses	
Extremely	8.18%	9
Somewhat	16.36%	18
Only a little	19.09%	21
Not at all	56.36%	62
Total		110

Q78 Did you use the formal procedures available at your school to report the incident?

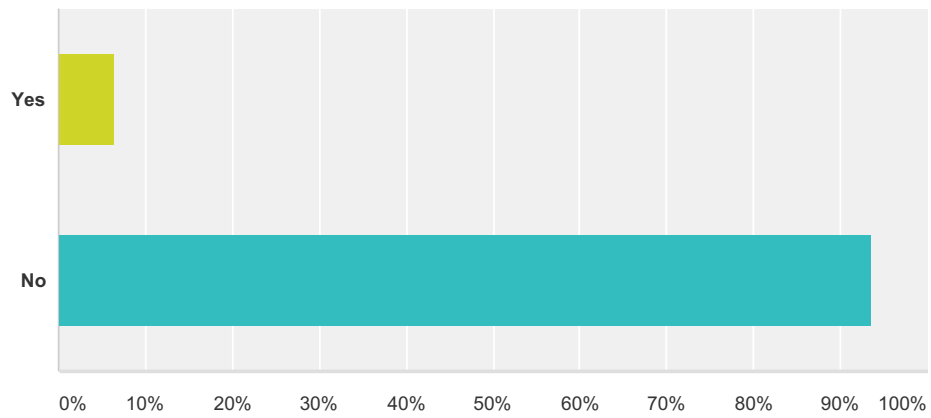
Answered: 108 Skipped: 463



Answer Choices	Responses	Count
Yes	2.78%	3
No	59.26%	64
Not applicable	37.96%	41
Total		108

Q79 Did you seek support services or contact a hotline after the incident?

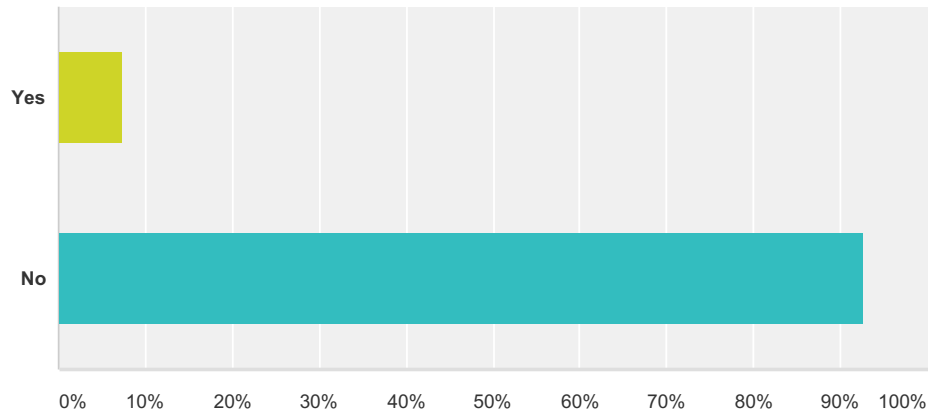
Answered: 108 Skipped: 463



Answer Choices	Responses
Yes	6.48% 7
No	93.52% 101
Total	108

Q80 Were you injured in the incident?

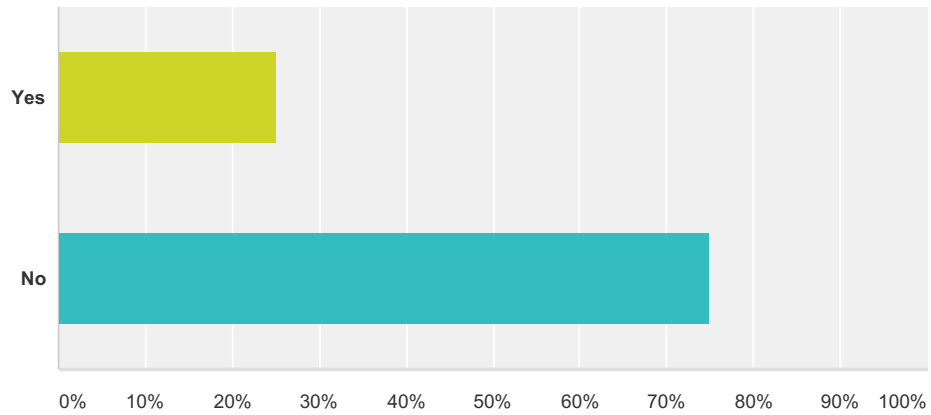
Answered: 108 Skipped: 463



Answer Choices	Responses	
Yes	7.41%	8
No	92.59%	100
Total		108

Q81 Did you seek medical attention?

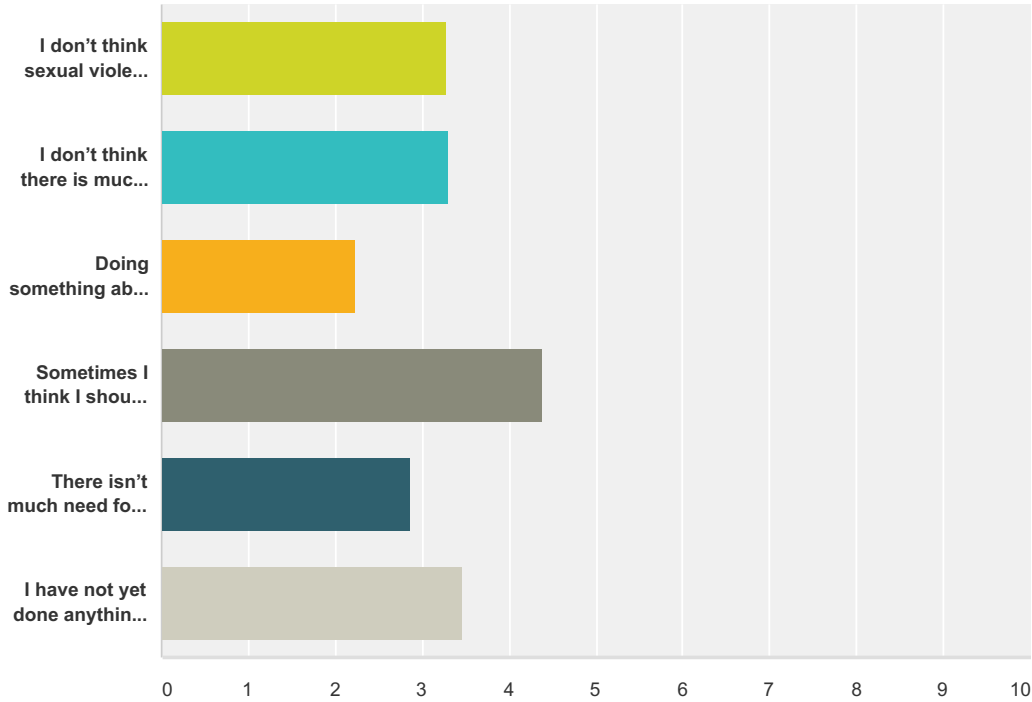
Answered: 8 Skipped: 563



Answer Choices	Responses	
Yes	25.00%	2
No	75.00%	6
Total		8

Q82 Please read the following statements regarding sexual violence and select the response that indicates how true each is for you.

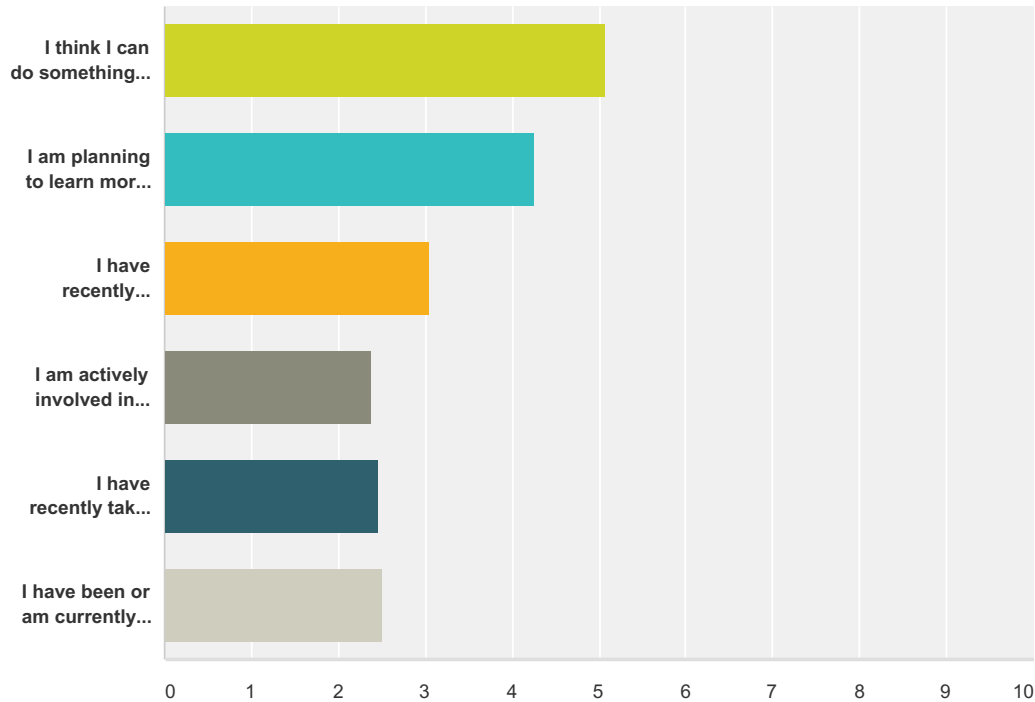
Answered: 378 Skipped: 193



	Strongly Disagree	Disagree	Somewhat Disagree	Neither Disagree Nor Agree	Somewhat Agree	Agree	Strongly Agree	Total	Weighted Average
I don't think sexual violence is a problem at my school.	17.99% 68	20.11% 76	19.31% 73	17.46% 66	13.23% 50	8.20% 31	3.70% 14	378	3.27
I don't think there is much I can do about sexual violence at my school.	13.79% 52	25.73% 97	16.71% 63	18.30% 69	15.65% 59	6.90% 26	2.92% 11	377	3.29
Doing something about sexual violence is solely the job of campus administrators.	37.30% 141	29.89% 113	14.55% 55	12.70% 48	3.17% 12	1.06% 4	1.32% 5	378	2.23
Sometimes I think I should learn more about sexual violence.	6.90% 26	9.02% 34	6.90% 26	26.79% 101	24.14% 91	19.36% 73	6.90% 26	377	4.38
There isn't much need for me to think about sexual violence at my school.	22.81% 86	28.65% 108	15.38% 58	18.57% 70	6.90% 26	3.98% 15	3.71% 14	377	2.85
I have not yet done anything to learn more about sexual violence.	13.79% 52	22.55% 85	14.06% 53	20.95% 79	13.79% 52	11.94% 45	2.92% 11	377	3.46

Q83 Please read the following statements regarding sexual violence and select the response that indicates how true each is for you.

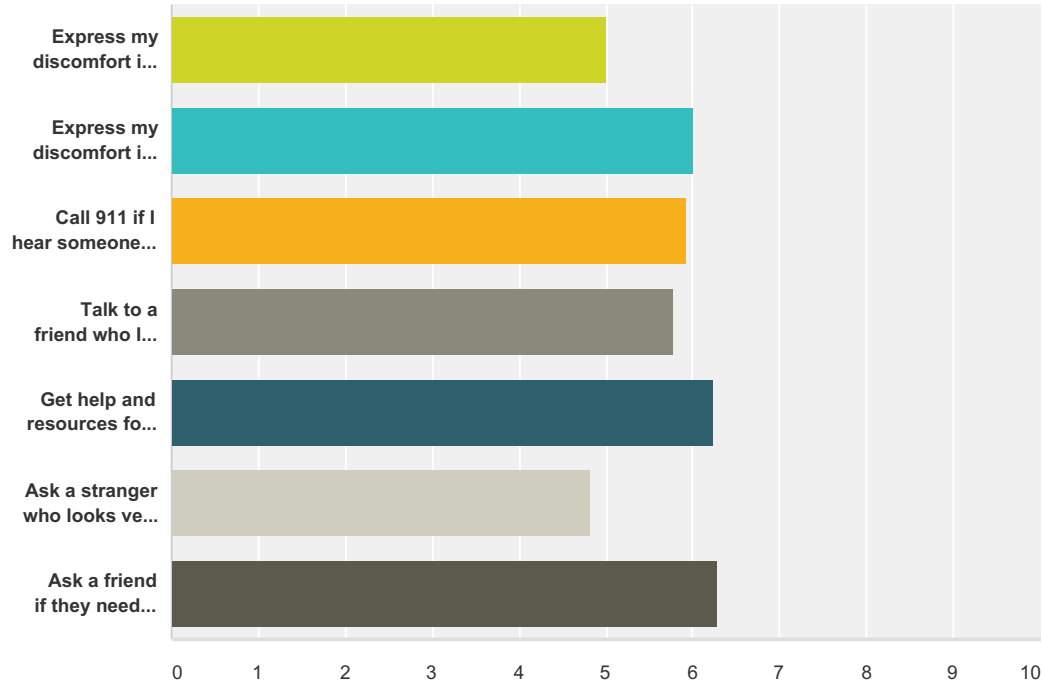
Answered: 375 Skipped: 196



	Strongly Disagree	Disagree	Somewhat Disagree	Neither Disagree Nor Agree	Somewhat Agree	Agree	Strongly Agree	Total	Weighted Average
I think I can do something about sexual violence.	1.87% 7	4.55% 17	4.81% 18	17.65% 66	29.41% 110	27.01% 101	14.71% 55	374	5.08
I am planning to learn more about the problem of sexual violence at my school.	5.36% 20	10.46% 39	7.24% 27	33.24% 124	22.25% 83	16.62% 62	4.83% 18	373	4.26
I have recently attended a program about sexual violence.	21.87% 82	35.20% 132	4.80% 18	13.33% 50	7.73% 29	12.80% 48	4.27% 16	375	3.05
I am actively involved in projects to deal with sexual violence at my school.	29.07% 109	42.93% 161	4.80% 18	14.13% 53	5.07% 19	1.87% 7	2.13% 8	375	2.37
I have recently taken part in activities or volunteered my time on projects focused on ending sexual violence at my school.	29.14% 109	39.84% 149	6.15% 23	14.17% 53	4.55% 17	2.94% 11	3.21% 12	374	2.47
I have been or am currently involved in ongoing efforts to end sexual violence at my school.	27.01% 101	39.30% 147	6.68% 25	18.45% 69	3.74% 14	2.14% 8	2.67% 10	374	2.50

Q84 Please read each of the following items and indicate how confident you are that you could engage in the described behavior.

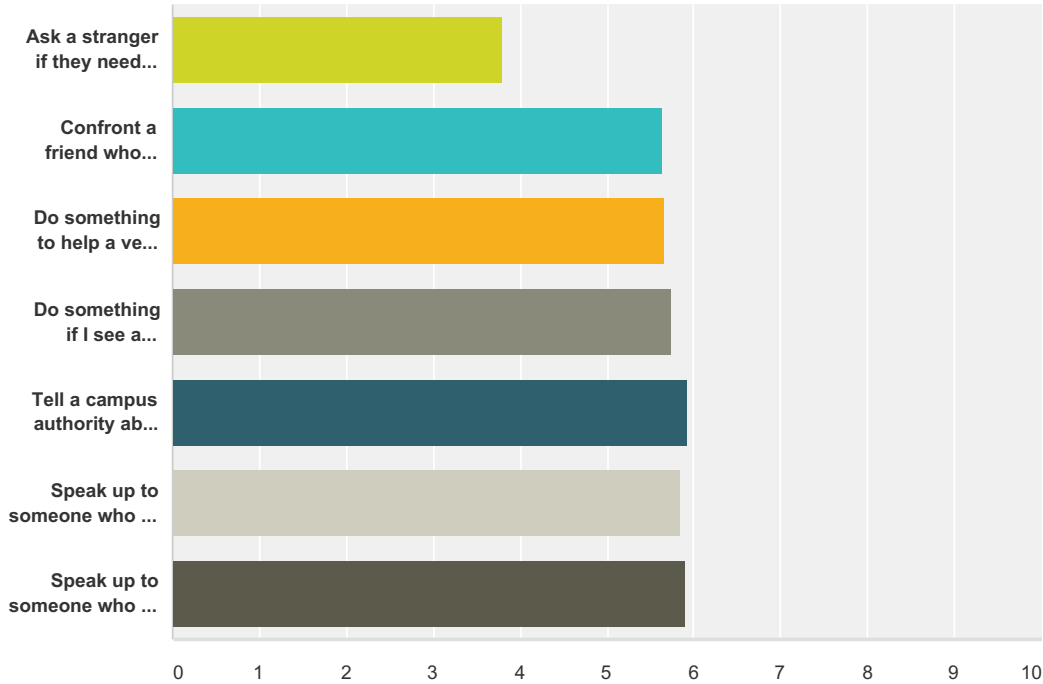
Answered: 366 Skipped: 205



	Not at all Confident	2	3	Somewhat Confident	5	6	Completely Confident	Total	Weighted Average
Express my discomfort if someone makes a joke about someone's body.	4.67% 17	4.67% 17	4.67% 17	23.90% 87	19.78% 72	16.76% 61	25.55% 93	364	5.02
Express my discomfort if someone says that rape victims are to blame for being raped.	4.12% 15	0.55% 2	2.47% 9	8.52% 31	11.81% 43	12.91% 47	59.62% 217	364	6.01
Call 911 if I hear someone yelling "help."	1.10% 4	1.92% 7	2.47% 9	16.48% 60	8.24% 30	15.38% 56	54.40% 198	364	5.93
Talk to a friend who I suspect is in an abusive relationship.	0.55% 2	2.48% 9	2.20% 8	17.08% 62	14.33% 52	17.36% 63	46.01% 167	363	5.78
Get help and resources for a friend who tells me they have been raped.	0.55% 2	1.10% 4	1.37% 5	7.67% 28	10.41% 38	17.53% 64	61.37% 224	365	6.24
Ask a stranger who looks very upset if they are okay or need help.	4.38% 16	7.67% 28	10.14% 37	21.92% 80	16.99% 62	13.42% 49	25.48% 93	365	4.82
Ask a friend if they need to be walked home.	1.10% 4	0.55% 2	1.64% 6	7.40% 27	8.49% 31	16.16% 59	64.66% 236	365	6.29

Q85 Please read each of the following items and indicate how confident you are that you could engage in the described behavior.

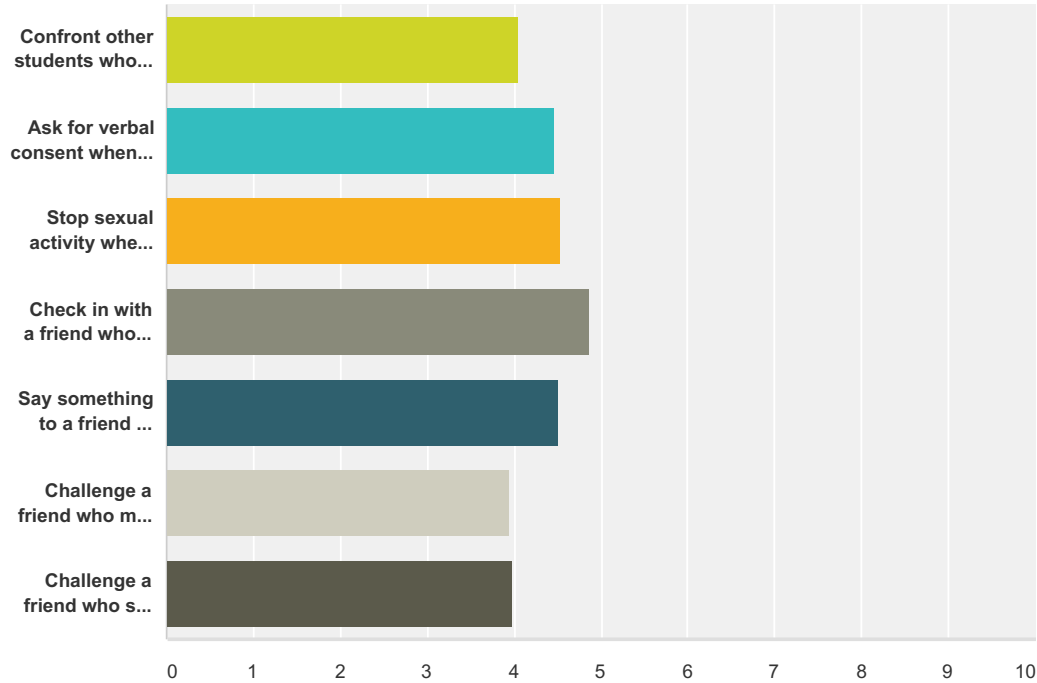
Answered: 366 Skipped: 205



	Not at all Confident	2	3	Somewhat Confident	5	6	Completely Confident	Total	Weighted Average
Ask a stranger if they need to be walked home.	18.85% 69	11.20% 41	14.48% 53	20.49% 75	11.75% 43	8.47% 31	14.75% 54	366	3.80
Confront a friend who tells me that they had sex with someone who had passed out or didn't give consent.	3.57% 13	1.37% 5	3.85% 14	17.31% 63	12.09% 44	15.93% 58	45.88% 167	364	5.64
Do something to help a very drunk person who is being brought to a bedroom by a group of people.	2.49% 9	1.66% 6	4.70% 17	17.68% 64	12.15% 44	16.02% 58	45.30% 164	362	5.65
Do something if I see a woman surrounded by a group of men who looks very uncomfortable.	1.38% 5	1.10% 4	4.96% 18	16.25% 59	13.50% 49	16.53% 60	46.28% 168	363	5.74
Tell a campus authority about information I have that might help in a sexual assault case even if pressured by my peers to stay silent.	2.49% 9	2.49% 9	2.49% 9	11.88% 43	7.73% 28	18.51% 67	54.42% 197	362	5.93
Speak up to someone who is minimizing or making attempts to excuse having forced someone to have sex with them.	1.38% 5	1.38% 5	2.76% 10	16.02% 58	10.77% 39	18.78% 68	48.90% 177	362	5.85
Speak up to someone who is minimizing or making attempts to excuse having had sex with someone who was unable to give consent.	1.39% 5	1.66% 6	2.22% 8	14.96% 54	10.53% 38	18.84% 68	50.42% 182	361	5.90

Q86 For the next few questions, based on behavior you have observed, how likely do you think most students at your school would be willing to:

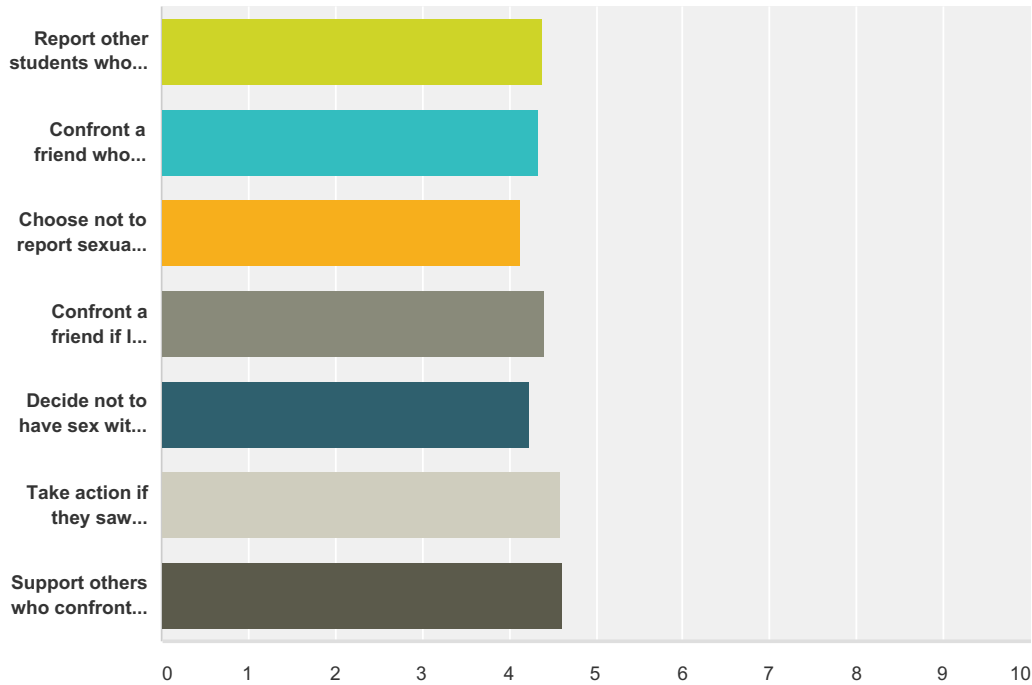
Answered: 354 Skipped: 217



	Not at all Likely	2	3	Somewhat Likely	5	6	Very Likely	Total	Weighted Average
Confront other students who make inappropriate or negative sexual comments/gestures about a person.	7.34% 26	10.45% 37	12.71% 45	35.88% 127	14.97% 53	9.89% 35	8.76% 31	354	4.05
Ask for verbal consent when they are intimate with their partner, even if they are in a long-term relationship.	6.86% 24	7.71% 27	8.00% 28	30.86% 108	18.00% 63	13.14% 46	15.43% 54	350	4.47
Stop sexual activity when asked to, even if they are already sexually aroused.	4.00% 14	7.71% 27	10.86% 38	32.86% 115	14.29% 50	12.57% 44	17.71% 62	350	4.54
Check in with a friend who looks drunk when they go to a room with someone else at a party.	1.99% 7	4.26% 15	9.09% 32	30.11% 106	19.32% 68	15.34% 54	19.89% 70	352	4.86
Say something to a friend who is taking a drunk person back to their room at a party.	5.13% 18	6.84% 24	11.40% 40	31.34% 110	15.95% 56	12.54% 44	16.81% 59	351	4.51
Challenge a friend who made a sexist statement/joke.	12.36% 43	11.21% 39	13.22% 46	29.60% 103	11.78% 41	10.92% 38	10.92% 38	348	3.94
Challenge a friend who said something offensive about people who are lesbian, gay, bisexual, or transgender.	12.86% 45	13.71% 48	9.43% 33	27.14% 95	13.71% 48	8.29% 29	14.86% 52	350	3.99

Q87 For the next few questions, based on behavior you have observed, how likely do you think most students at your school would be willing to:

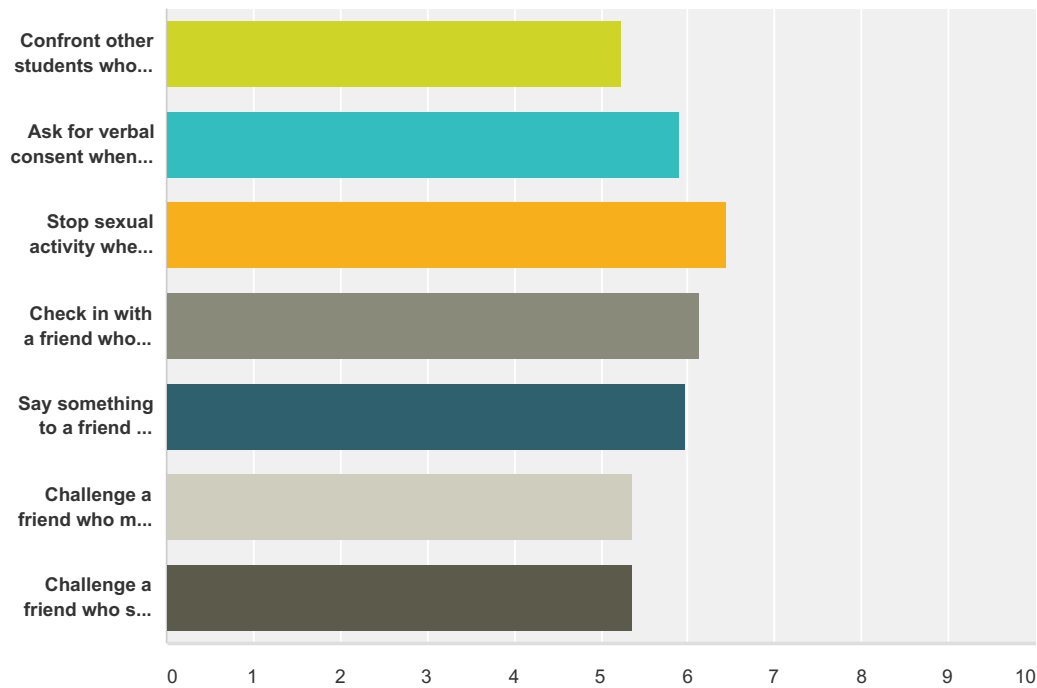
Answered: 349 Skipped: 222



	Not at all Likely	2	3	Somewhat Likely	5	6	Very Likely	Total	Weighted Average
Report other students who use force or pressure to engage in sexual contact.	3.74% 13	8.91% 31	10.06% 35	36.21% 126	16.67% 58	12.07% 42	12.36% 43	348	4.39
Confront a friend who plans to give someone alcohol to get sex.	7.18% 25	8.91% 31	12.36% 43	27.30% 95	17.24% 60	12.64% 44	14.37% 50	348	4.34
Choose not to report sexual assault out of concern they or others will be punished for infractions such as underage drinking.	8.36% 29	10.66% 37	12.10% 42	31.99% 111	15.27% 53	8.65% 30	12.97% 45	347	4.13
Confront a friend if I hear rumors that they forced sex on someone.	4.31% 15	5.75% 20	13.22% 46	35.63% 124	16.67% 58	12.36% 43	12.07% 42	348	4.40
Decide not to have sex with a partner if they are drunk.	7.18% 25	9.48% 33	13.22% 46	31.32% 109	14.08% 49	10.92% 38	13.79% 48	348	4.24
Take action if they saw someone trying to take advantage of another person sexually.	2.60% 9	4.34% 15	11.85% 41	32.37% 112	21.97% 76	13.87% 48	13.01% 45	346	4.60
Support others who confront harmful or problematic behavior.	3.46% 12	5.19% 18	10.37% 36	32.56% 113	19.02% 66	14.70% 51	14.70% 51	347	4.61

Q88 Please indicate how likely you are to engage in each of the following behaviors:

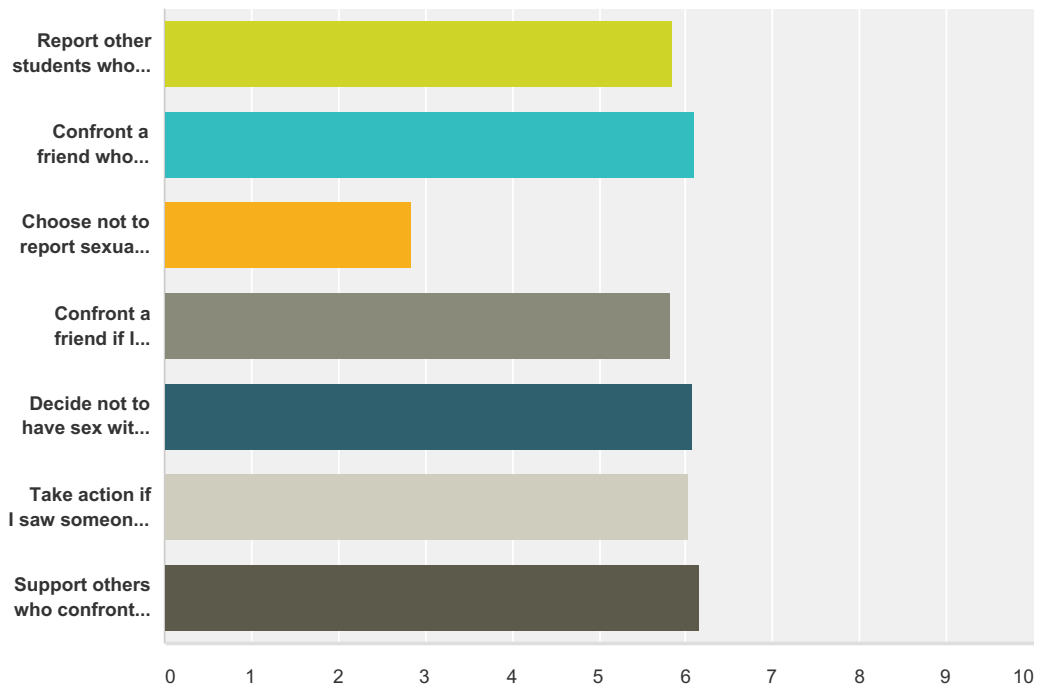
Answered: 343 Skipped: 228



	Not at all Likely	2	3	Somewhat Likely	5	6	Very Likely	Total	Weighted Average
Confront other students who make inappropriate or negative sexual comments/gestures about a person.	3.53% 12	2.35% 8	7.06% 24	19.71% 67	17.94% 61	18.82% 64	30.59% 104	340	5.25
Ask for verbal consent when I am intimate with my partner, even if we are in a long-term relationship.	2.35% 8	3.24% 11	4.41% 15	12.35% 42	6.47% 22	12.35% 42	58.82% 200	340	5.90
Stop sexual activity when asked to, even if I am already sexually aroused.	0.59% 2	2.06% 7	0.00% 0	7.37% 25	4.42% 15	10.03% 34	75.52% 256	339	6.45
Check in with a friend who looks drunk when they go to a room with someone else at a party.	0.59% 2	1.19% 4	0.59% 2	11.28% 38	9.50% 32	21.07% 71	55.79% 188	337	6.14
Say something to a friend who is taking a drunk person back to their room at a party.	0.59% 2	1.47% 5	1.18% 4	12.94% 44	13.53% 46	21.47% 73	48.82% 166	340	5.97
Challenge a friend who made a sexist statement/joke.	4.68% 16	3.80% 13	4.09% 14	16.37% 56	14.62% 50	21.05% 72	35.38% 121	342	5.37
Challenge a friend who said something offensive about people who are lesbian, gay, bisexual, or transgender.	5.57% 19	4.69% 16	4.40% 15	15.54% 53	14.08% 48	14.37% 49	41.35% 141	341	5.36

Q89 Please indicate how likely you are to engage in each of the following behaviors:

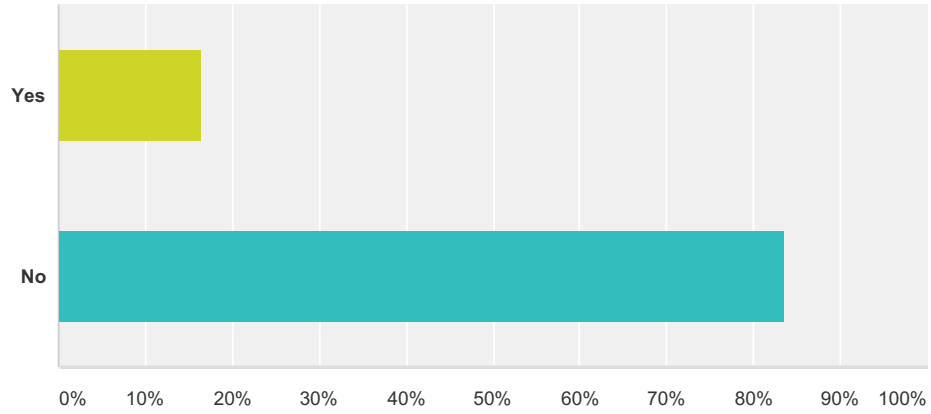
Answered: 341 Skipped: 230



	Not at all Likely	2	3	Somewhat Likely	5	6	Very Likely	Total	Weighted Average
Report other students who use force or pressure to engage in sexual contact.	0.59% 2	2.65% 9	2.36% 8	12.68% 43	16.22% 55	19.47% 66	46.02% 156	339	5.84
Confront a friend who plans to give someone alcohol to get sex.	0.59% 2	0.59% 2	2.06% 7	11.47% 39	12.06% 41	16.76% 57	56.47% 192	340	6.10
Choose not to report sexual assault out of concern others or I will be punished for infractions such as underage drinking.	41.12% 139	18.05% 61	6.80% 23	12.72% 43	5.62% 19	2.66% 9	13.02% 44	338	2.84
Confront a friend if I hear rumors that they forced sex on someone.	0.59% 2	1.78% 6	2.96% 10	15.09% 51	13.61% 46	20.41% 69	45.56% 154	338	5.83
Decide not to have sex with a partner if they are drunk.	1.49% 5	1.79% 6	2.39% 8	12.24% 41	6.87% 23	14.93% 50	60.30% 202	335	6.07
Take action if I saw someone trying to take advantage of another person sexually.	0.30% 1	1.48% 5	1.78% 6	13.06% 44	10.39% 35	19.29% 65	53.71% 181	337	6.04
Support others who confront harmful or problematic behavior.	1.19% 4	0.59% 2	1.78% 6	10.98% 37	10.39% 35	13.35% 45	61.72% 208	337	6.16

Q90 Since the start of this academic year, I have had a friend or acquaintance tell me that they were the victim of an unwanted sexual experience.

Answered: 364 Skipped: 207



Answer Choices	Responses
Yes	16.48% 60
No	83.52% 304
Total	364

**Q91 How many women told you they were
the victim of an unwanted sexual
experience?**

Answered: 59 Skipped: 512

Q92 How many men told you they were the victim of an unwanted sexual experience?

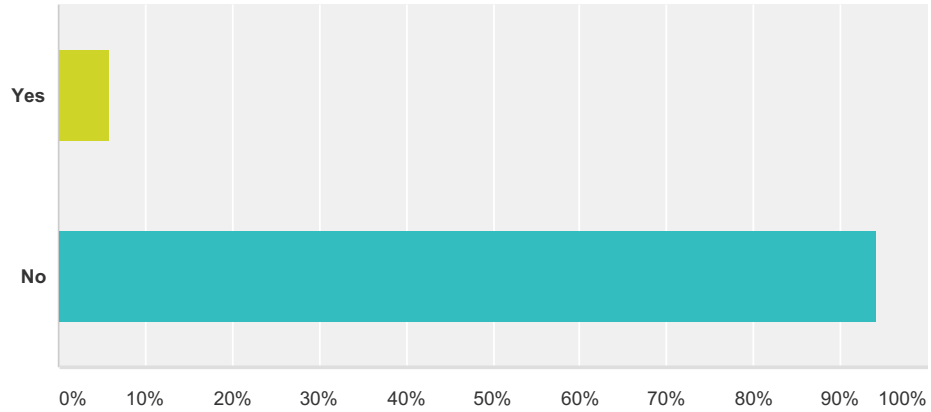
Answered: 60 Skipped: 511

Q93 How many trans people told you they were the victim of an unwanted sexual experience?

Answered: 56 Skipped: 515

Q94 Since the start of this academic year, I have observed a situation that I believe was, or could have led to, a sexual assault.

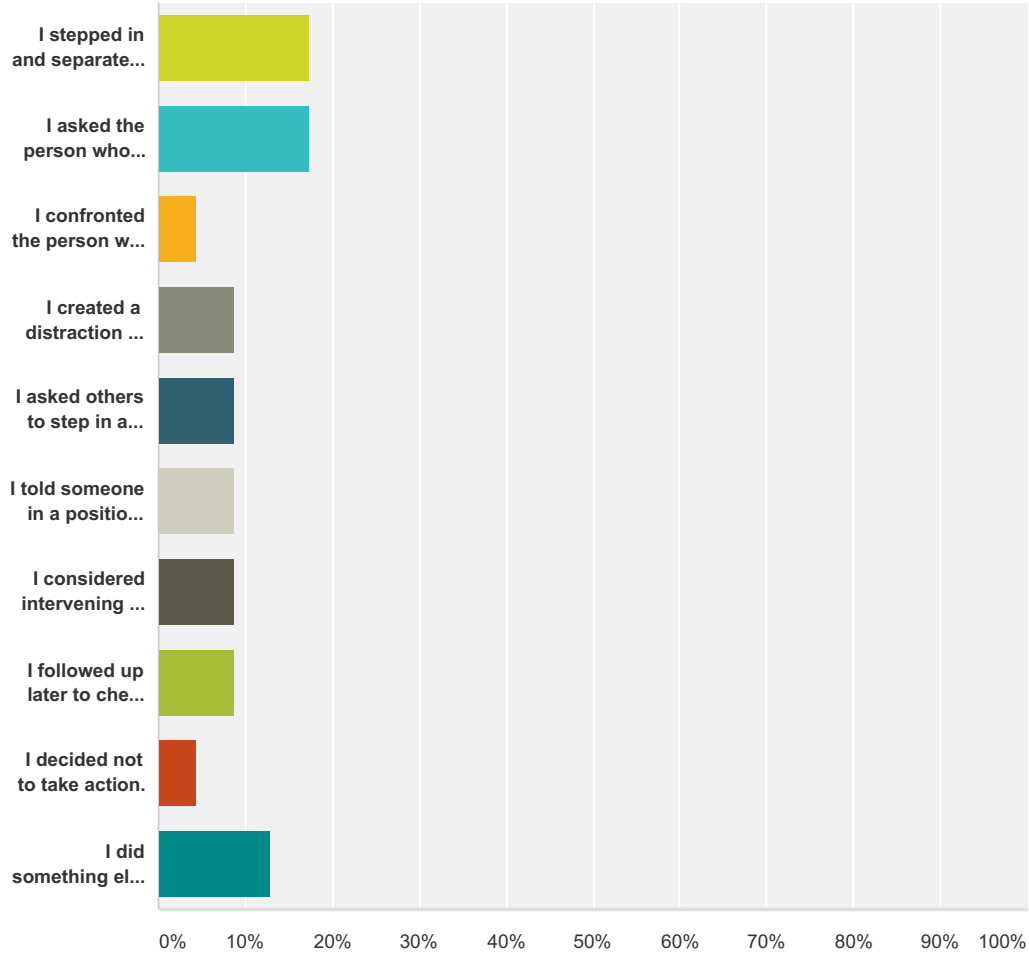
Answered: 363 Skipped: 208



Answer Choices	Responses	
Yes	5.79%	21
No	94.21%	342
Total		363

Q95 Select the one response that most closely resembles your actions in response to this situation:

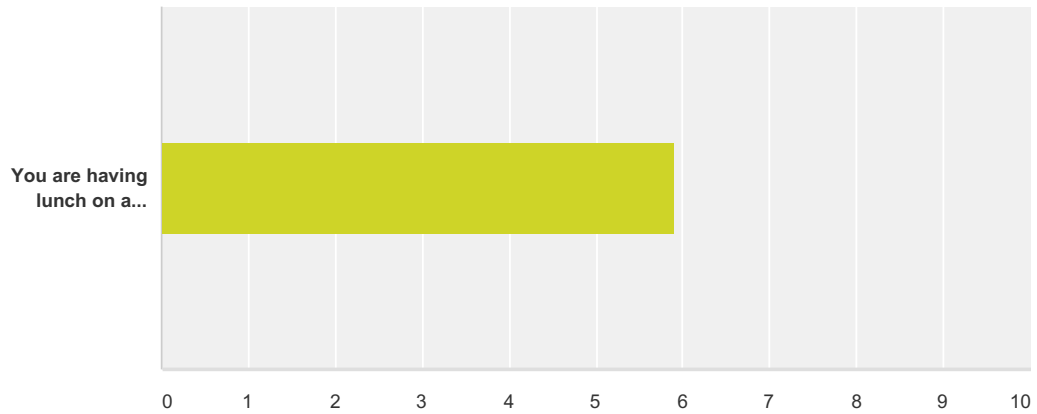
Answered: 23 Skipped: 548



Answer Choices	Responses
I stepped in and separated the people involved in the situation.	17.39% 4
I asked the person who appeared to be at risk if they needed help.	17.39% 4
I confronted the person who appeared to be causing the situation.	4.35% 1
I created a distraction to cause one or more of the people to disengage from the situation.	8.70% 2
I asked others to step in as a group and diffuse the situation.	8.70% 2
I told someone in a position of authority about the situation.	8.70% 2
I considered intervening in the situation, but I could not safely take any action.	8.70% 2
I followed up later to check in with the person who appeared at risk.	8.70% 2
I decided not to take action.	4.35% 1
I did something else to address the situation (please specify)	13.04% 3

Q96 Please indicate whether you think the situation described below is a problem.

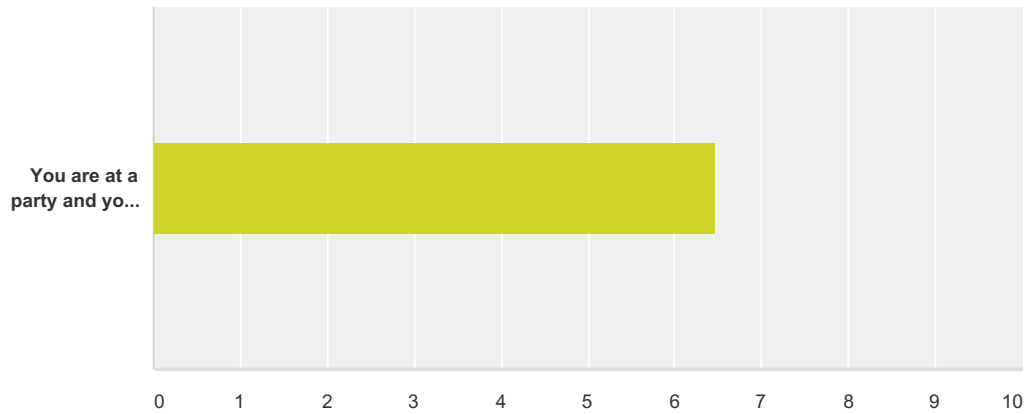
Answered: 354 Skipped: 217



	Definitely No	2	3	4	5	6	Definitely Yes	Total	Weighted Average
You are having lunch on a Friday afternoon, sitting near a group of guys whom you don't know. Everyone is figuring out their plans for the weekend. One of the guys, Antonio, is talking about a party he's going to later that evening, and he says, "The girls throwing this party have a ton of hot friends, and they always get so wasted. I will definitely be taking one home." A few people at the table laugh, and the person sitting next to Antonio gives him a "high five."	2.54% 9	2.26% 8	5.65% 20	5.37% 19	14.69% 52	14.12% 50	55.37% 196	354	5.91

Q97 Please indicate whether you think the situation described below is a problem.

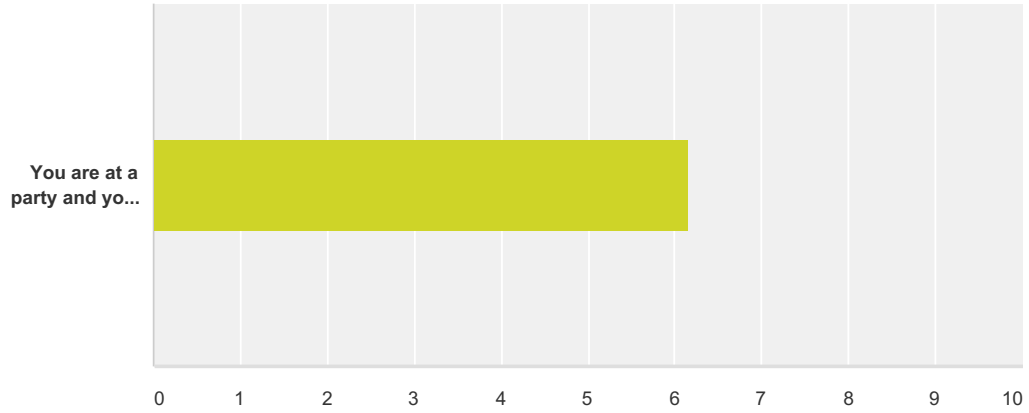
Answered: 351 Skipped: 220



	Definitely No	2	3	4	5	6	Definitely Yes	Total	Weighted Average
You are at a party and you notice Rachel across the room. Next to Rachel is Jesse. You have never seen Rachel or Jesse around campus and you do not know who they are. From what you can see, there is a lot of alcohol at the party, and Jesse and Rachel appear to be drinking, but it doesn't seem like they're wasted. Jesse keeps grabbing Rachel's butt and rubbing up against her. Rachel is laughing but you can also tell she is trying to pull away from Jesse. Rachel keeps removing his hands from her body and politely telling him to "cut it out." Yet, Jesse continues to make advances.	2.28% 8	0.57% 2	1.14% 4	3.70% 13	4.56% 16	11.68% 41	76.07% 267	351	6.47

Q98 Please indicate whether you think the situation described below is a problem.

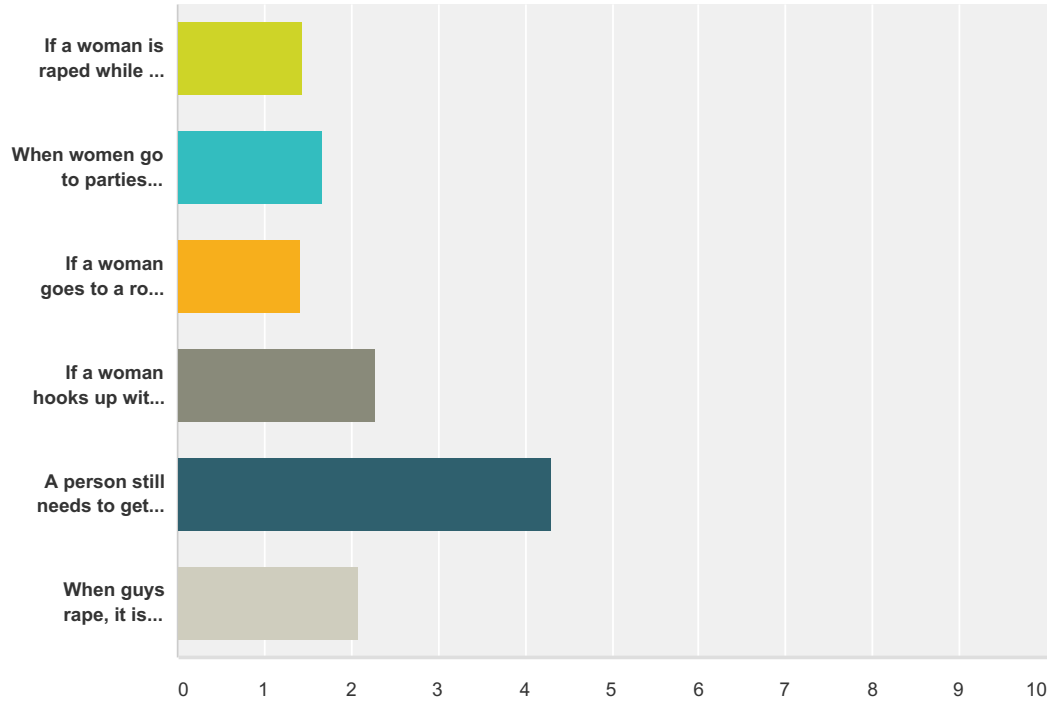
Answered: 348 Skipped: 223



	Definitely No	2	3	4	5	6	Definitely Yes	Total	Weighted Average
You are at a party and you are watching a man, Kyle, laughing and having a great time. While at the party, you later see Kyle with a guy you've never seen before, John. Every time you see Kyle and John, they have an alcoholic drink in their hands. At one point, you encounter them in the hallway and they are declaring that they are wasted and slurring their speech. Kyle and John are kissing and you overhear John tell Kyle he is taking him back to his place. Kyle can barely walk on his own. John begins to lead Kyle away from the party.	3.16% 11	1.44% 5	2.01% 7	7.18% 25	6.90% 24	14.08% 49	65.23% 227	348	6.16

Q99 Please read each of the following statements and select the response that best matches your agreement/disagreement.

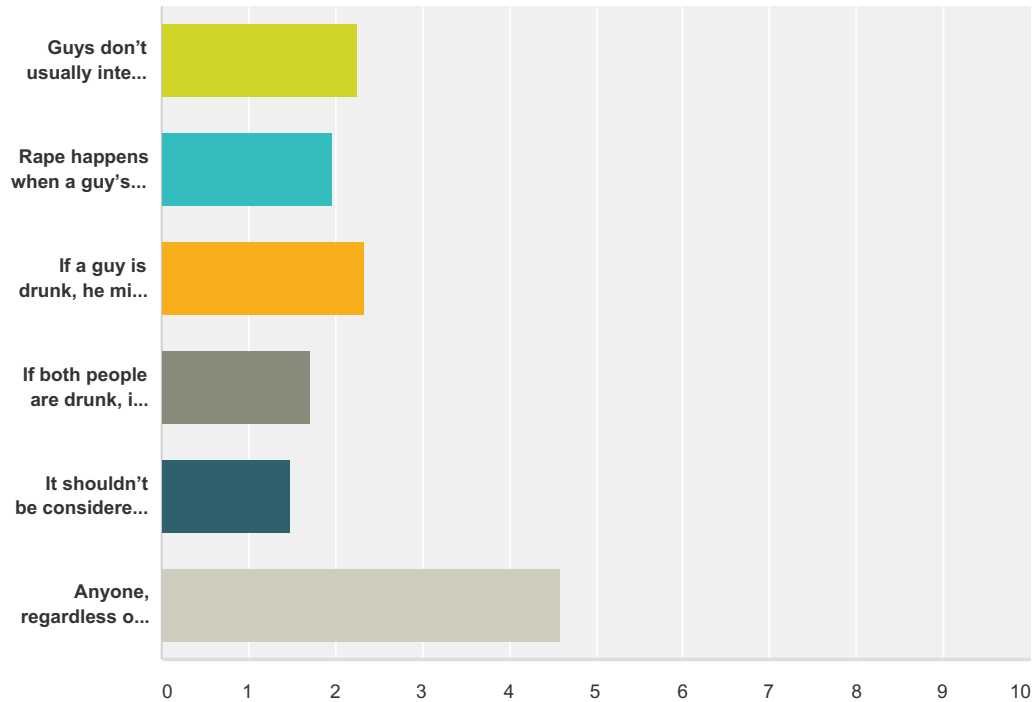
Answered: 350 Skipped: 221



	Strongly Disagree	Disagree	Neither Disagree Nor Agree	Agree	Strongly Agree	Total	Weighted Average
If a woman is raped while she is drunk, it is her fault for putting herself in that situation.	71.63% 250	18.62% 65	5.44% 19	2.58% 9	1.72% 6	349	1.44
When women go to parties wearing revealing clothes, they are asking for trouble.	65.23% 227	15.80% 55	9.48% 33	6.32% 22	3.16% 11	348	1.66
If a woman goes to a room alone with a guy at a party, it is her own fault if she is raped.	73.64% 257	16.33% 57	6.30% 22	2.29% 8	1.43% 5	349	1.42
If a woman hooks up with a lot of guys, eventually she is going to get into trouble.	44.99% 157	13.47% 47	18.05% 63	16.33% 57	7.16% 25	349	2.27
A person still needs to get consent for sexual activity even if they have already received consent from their partner for that activity in the past.	6.34% 22	2.88% 10	7.20% 25	20.17% 70	63.40% 220	347	4.31
When guys rape, it is usually because of their strong desire for sex.	43.97% 153	22.13% 77	19.83% 69	9.20% 32	4.89% 17	348	2.09

Q100 Please read each of the following statements and select the response that best matches your agreement/disagreement.

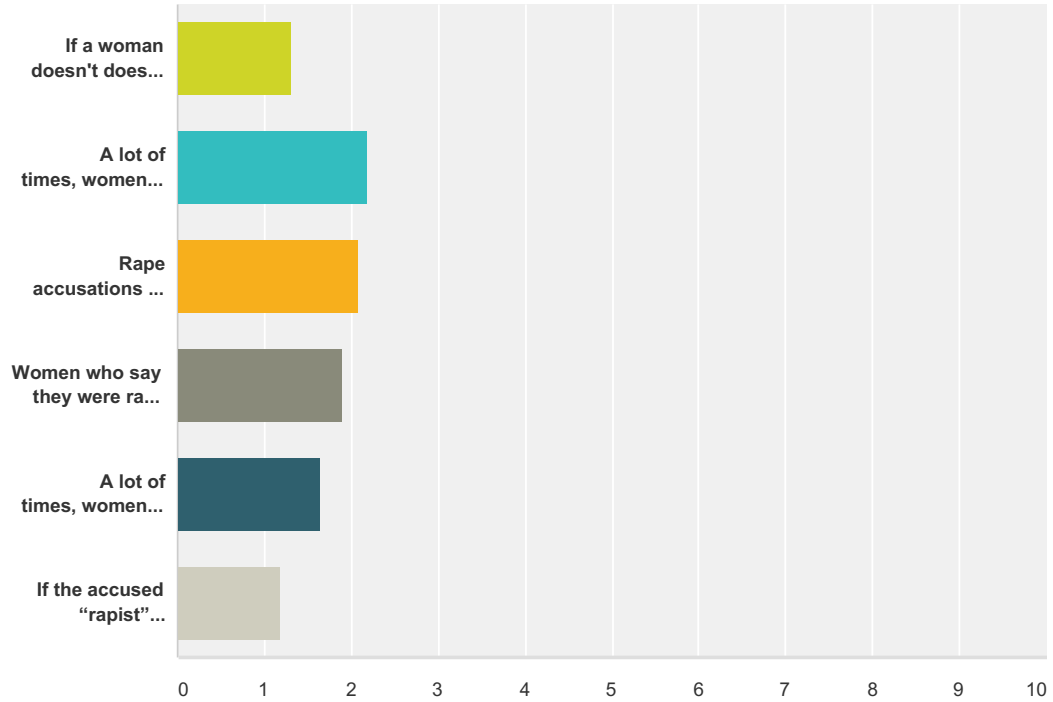
Answered: 349 Skipped: 222



	Strongly Disagree	Disagree	Neither Disagree Nor Agree	Agree	Strongly Agree	Total	Weighted Average
Guys don't usually intend to force sex on a woman, but sometimes they get too sexually carried away.	35.45% 123	25.07% 87	20.75% 72	15.85% 55	2.88% 10	347	2.26
Rape happens when a guy's sex drive gets out of control.	46.69% 162	23.34% 81	20.17% 70	6.34% 22	3.46% 12	347	1.97
If a guy is drunk, he might rape someone unintentionally.	36.21% 126	20.69% 72	20.69% 72	17.24% 60	5.17% 18	348	2.34
If both people are drunk, it can't be rape.	59.83% 207	19.08% 66	14.74% 51	2.89% 10	3.47% 12	346	1.71
It shouldn't be considered rape if a guy is drunk and didn't realize what he was doing.	68.10% 237	19.54% 68	8.91% 31	2.30% 8	1.15% 4	348	1.49
Anyone, regardless of their gender, can experience sexual assault.	4.87% 17	1.72% 6	2.29% 8	11.17% 39	79.94% 279	349	4.60

Q101 Please read each of the following statements and select the response that best matches your agreement/disagreement.

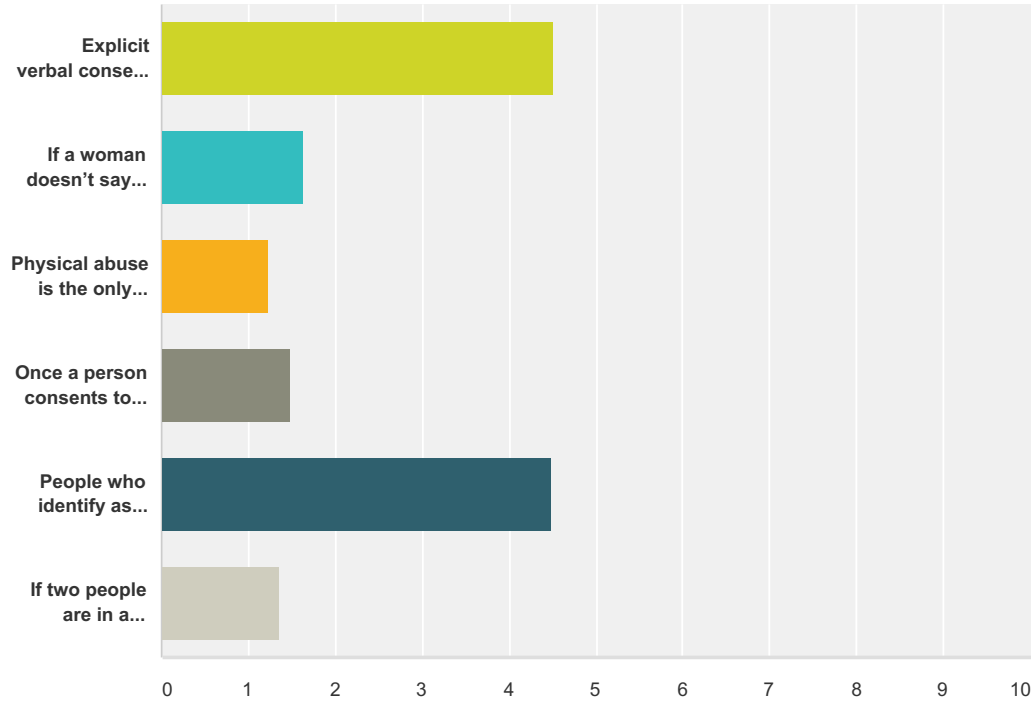
Answered: 346 Skipped: 225



	Strongly Disagree	Disagree	Neither Disagree Nor Agree	Agree	Strongly Agree	Total	Weighted Average
If a woman doesn't doesn't physically fight back, it can't really be considered rape.	77.75% 269	15.90% 55	4.62% 16	0.87% 3	0.87% 3	346	1.31
A lot of times, women who say they were raped agreed to have sex and then regret it.	37.39% 129	23.48% 81	27.54% 95	6.38% 22	5.22% 18	345	2.19
Rape accusations are often used as a way of getting back at guys.	41.04% 142	25.72% 89	21.68% 75	7.80% 27	3.76% 13	346	2.08
Women who say they were raped often led the guy on and then had regrets.	47.69% 165	24.28% 84	19.94% 69	5.78% 20	2.31% 8	346	1.91
A lot of times, women who claim they were raped just have emotional problems.	59.42% 205	22.90% 79	12.17% 42	4.35% 15	1.16% 4	345	1.65
If the accused "rapist" doesn't have a weapon, you really can't call it a rape.	86.09% 297	9.28% 32	4.06% 14	0.29% 1	0.29% 1	345	1.19

Q102 Please read each of the following statements and select the response that best matches your agreement/disagreement.

Answered: 346 Skipped: 225



	Strongly Disagree	Disagree	Neither Disagree Nor Agree	Agree	Strongly Agree	Total	Weighted Average
Explicit verbal consent is the best way to make sure a person is ok with sexual activity.	2.03% 7	2.33% 8	6.40% 22	22.38% 77	66.86% 230	344	4.50
If a woman doesn't say "no," she can't claim rape.	60.12% 208	25.14% 87	8.96% 31	4.62% 16	1.16% 4	346	1.62
Physical abuse is the only form of relationship violence.	83.48% 288	12.17% 42	3.19% 11	0.58% 2	0.58% 2	345	1.23
Once a person consents to sex, that person can't withdraw that consent later.	71.59% 247	17.10% 59	6.09% 21	1.16% 4	4.06% 14	345	1.49
People who identify as gay, lesbian, bisexual, or transgender are also at risk of relationship and sexual violence.	4.64% 16	2.32% 8	4.93% 17	15.65% 54	72.46% 250	345	4.49
If two people are in a relationship, one cannot sexually assault the other.	74.05% 254	20.12% 69	3.79% 13	0.29% 1	1.75% 6	343	1.36