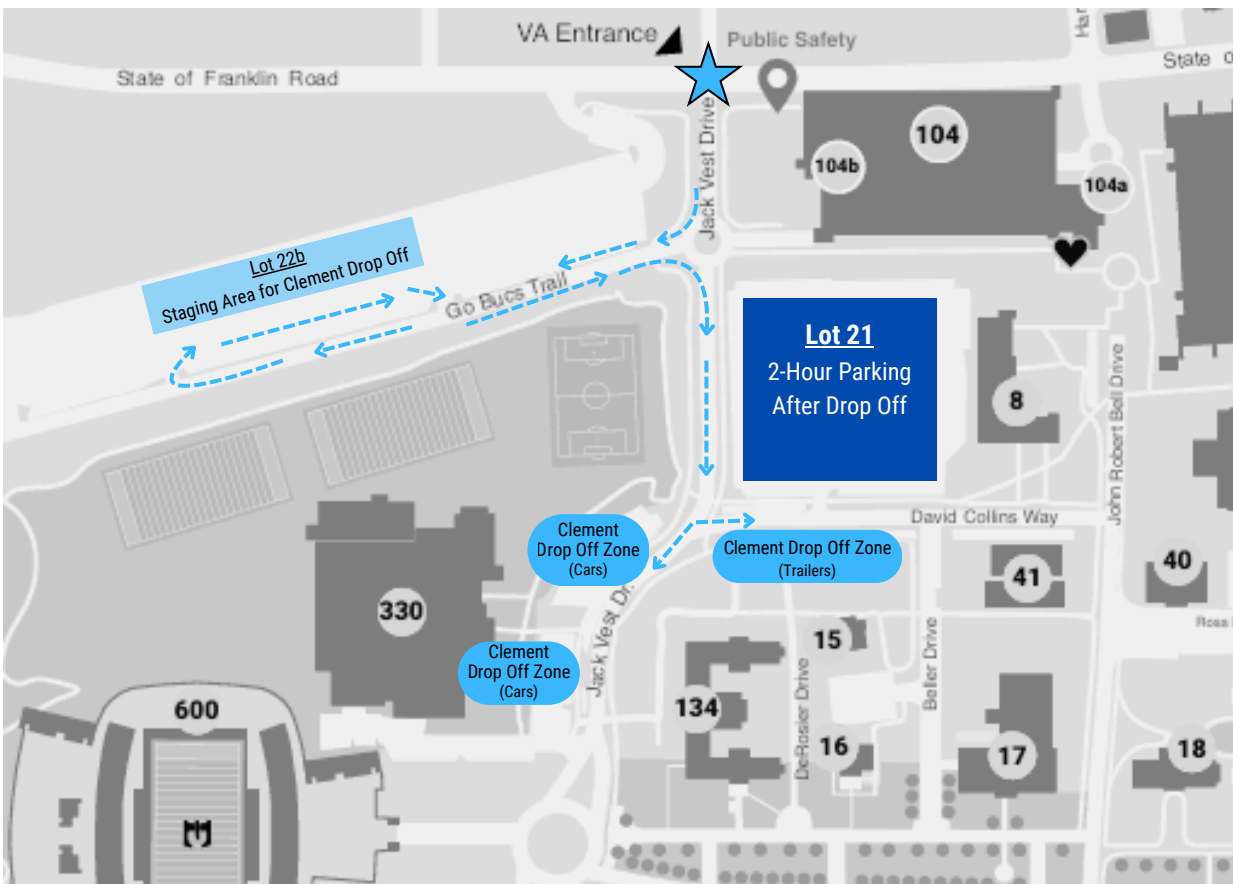


CLEMENT HALL

WELCOME TO CAMPUS!

Please note that many normal traffic operations on campus may be altered for move-in day. Please use the directions below when navigating to campus on this day, and follow the **Blue** signs to Clement Hall drop-off.







NAVIGATING TO CAMPUS

Enter Johnson City via Exit 19, then once to campus:

- Enter from State of Franklin Rd onto Jack Vest Drive
- Take a Right onto Go Bucs Trail
- Follow Signage/Guidance

MAP LEGEND

-  Enter Campus Here
-  Blue Move-In Route
-  Clement Drop-Off Zones
-  Parking

Please print this page and place in the front driver's side of your dashboard.

This will help our staff direct you to the appropriate drop-off location for your hall. Please fill out the information below so we can locate you should our staff need to do so.

Last Name

Room Number

Phone Number

**LC
CLEMENT**



EAST TENNESSEE STATE
UNIVERSITY

Housing and Residence Life

Staple or Tape Here	Clement	Room No. <input type="text"/>	LAST NAME _____ PHONE NUMBER _____	FOLD HERE	<input type="text"/>	Room No.	Clement	Staple or Tape Here
Staple or Tape Here	Clement	Room No. <input type="text"/>	LAST NAME _____ PHONE NUMBER _____	FOLD HERE	<input type="text"/>	Room No.	Clement	Staple or Tape Here

LUGGAGE TAGS

To use the labels above, cut along the solid lines into horizontal strips. Fold a strip in half along the middle crease. Align the "Staple Here" sides and adhere together around a handle or strap.

Room No. <input type="text"/>	LAST NAME _____ PHONE NUMBER _____	Clement
Room No. <input type="text"/>	LAST NAME _____ PHONE NUMBER _____	Clement
Room No. <input type="text"/>	LAST NAME _____ PHONE NUMBER _____	Clement
Room No. <input type="text"/>	LAST NAME _____ PHONE NUMBER _____	Clement

BOX LABELS

The box labels to the left are meant to be taped to surfaces with a flat edge.