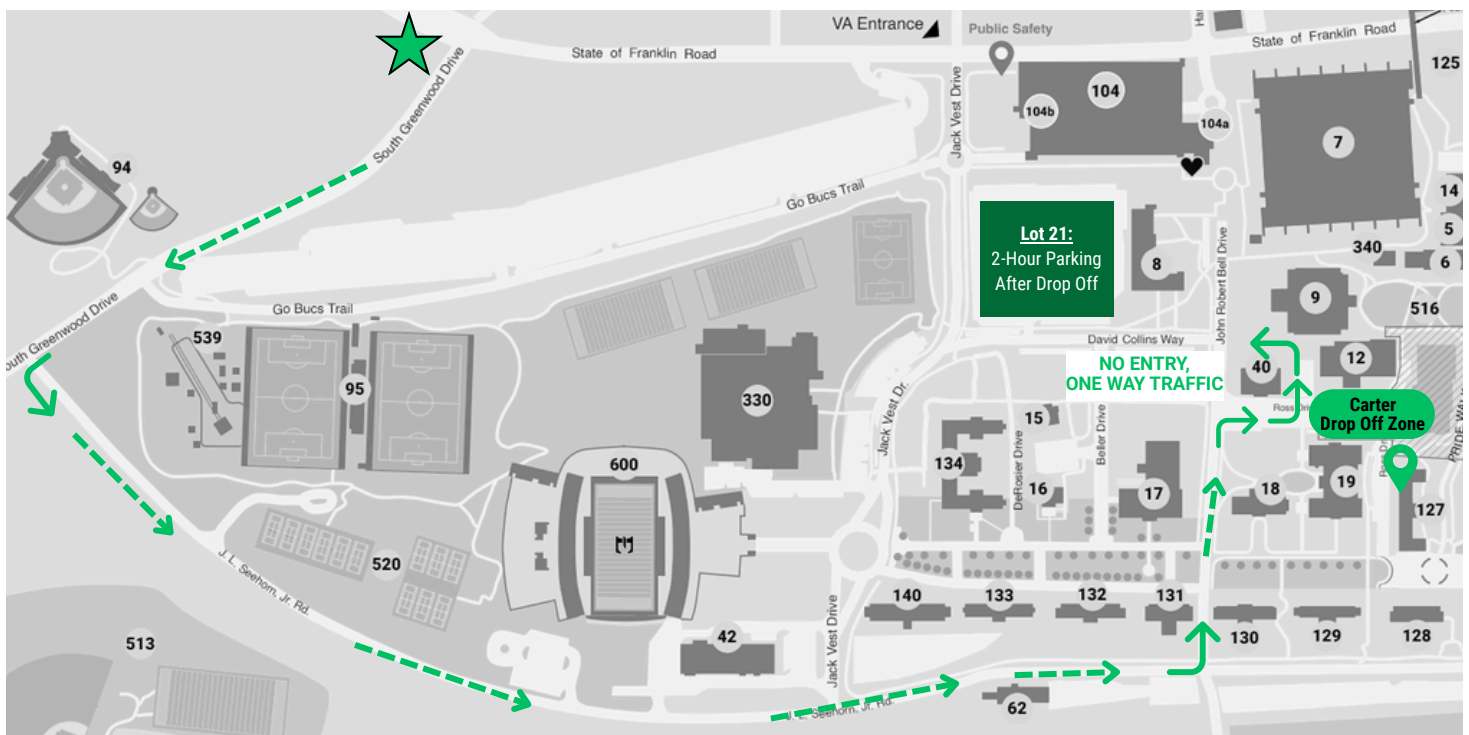


# CARTER HALL

## WELCOME TO CAMPUS!

Please note that many normal traffic operations on campus may be altered for move-in day. Please use the directions below when navigating to campus on this day, and follow the **Green** signs to Carter Hall drop-off.







## NAVIGATING TO CAMPUS

Enter Johnson City via Exit 19, then once to campus:

- Enter from State of Franklin Rd onto South Greenwood Dr
- Take a left onto JL Seehorn Rd
- Follow Signage/Guidance

## MAP LEGEND

-  Enter Campus Here
-  Green Move-In Route
-  Drop-Off Zones
-  Parking

**Please print this page and place in the front driver's side of your dashboard.**

This will help our staff direct you to the appropriate drop-off location for your hall. Please fill out the information below so we can locate you should our staff need to do so.

\_\_\_\_\_  
Last Name

\_\_\_\_\_  
Room Number

\_\_\_\_\_  
Phone Number

# CAR CARTER



EAST TENNESSEE STATE  
UNIVERSITY

Housing and Residence Life

Staple or Tape Here Carter	Room No. _____ LAST NAME _____ PHONE NUMBER _____	FOLD HERE	Room No. _____ LAST NAME _____ PHONE NUMBER _____	Staple or Tape Here Carter
	Room No. _____ LAST NAME _____ PHONE NUMBER _____	FOLD HERE	Room No. _____ LAST NAME _____ PHONE NUMBER _____	

## LUGGAGE TAGS

To use the labels above, cut along the solid lines into horizontal strips. Fold a strip in half along the middle crease. Align the "Staple Here" sides and adhere together around a handle or strap.

Room No. _____ LAST NAME _____ PHONE NUMBER _____ <b>Carter</b>	Room No. _____ LAST NAME _____ PHONE NUMBER _____ <b>Carter</b>
Room No. _____ LAST NAME _____ PHONE NUMBER _____ <b>Carter</b>	Room No. _____ LAST NAME _____ PHONE NUMBER _____ <b>Carter</b>

## BOX LABELS

The box labels to the left are meant to be taped to surfaces with a flat edge.