



**EAST TENNESSEE STATE UNIVERSITY
RESEARCH AND SPONSORED PROGRAMS
FY2020 ANNUAL REPORT**

EAST TENNESSEE STATE UNIVERSITY
Office of Research and Sponsored Programs Administration
Annual Report FY2020

TABLE OF CONTENTS

**All text actively linked to document content*

SECTION I: Historical Data FY95-FY20	4	Chart III: FY20 Funding Requests Submitted: Number, Value & Percent Value by Activity & Sponsor Type	14
Table I: Extramural Sponsored Activity FY95-20	4		
Chart I: Extramural Sponsored Activity FY95-20	5	Table IV: FY20 Awards Received: Number, Value & Percent Value by Activity & Sponsor Type	15
SECTION II: FY20 Extramural Activity: Sponsor & Project Type	6	Chart IV: FY20 Awards Received: Number, Value & Percent Value by Activity & Sponsor Type	16
Table II: FY20 Funding Requests Submitted & Awards Received: Number & Value by Sponsor Type & Name	6	SECTION III: FY20 Extramural Activity: Division, Department & Principal Investigator	17
<i>Federal</i>	6	Table V: FY20 Funding Requests Submitted & Awards Received: Number & Value by Division & Department	17
<i>State</i>	6	<i>Academic Affairs</i>	17
<i>Foundations & Associations</i>	7	<i>College of Arts & Sciences</i>	17
<i>Industry</i>	8	<i>College of Business & Technology</i>	17
<i>College & University</i>	9	<i>College of Clinical & Rehabilitative Sciences</i>	18
<i>Other</i>	10	<i>College of Education</i>	18
Chart II: FY20 Funding Requests Submitted & Awards Received: Number & Value by Sponsor Type	12	<i>College of Medicine</i>	18
Table III: FY20 Funding Requests Submitted: Number, Value & Percent Value by Activity & Sponsor Type	13	<i>College of Nursing</i>	18
		<i>College of Pharmacy</i>	18
		<i>College of Public Health</i>	19

Continued on next page

<i>Office of Administration</i>	19
<i>Office of the President</i>	19
<i>Student Affairs</i>	19
<i>University Centers</i>	19
Chart V: FY20 Value & Percent of Awards Received by Division	20
Table VI: FY20 Value of Awards Received by Division, Department & Principal Investigator	21
<i>Academic Affairs</i>	21
<i>College of Arts & Sciences</i>	22
<i>College of Business & Technology</i>	24
<i>College of Clinical & Rehabilitative Health Sciences</i>	24
<i>College of Education</i>	25
<i>College of Medicine</i>	26
<i>College of Nursing</i>	30
<i>College of Pharmacy</i>	31
<i>College of Public Health</i>	31
<i>Office of Administration</i>	33
<i>Office of the President</i>	33
<i>Student Affairs</i>	33
<i>University Centers</i>	33
SECTION IV: FY20 Extramural Activity:	
Non-Financial Agreements	35
Chart VI: FY20 Non-Financial Agreements: Number & Percent of Total by Entity Type	35

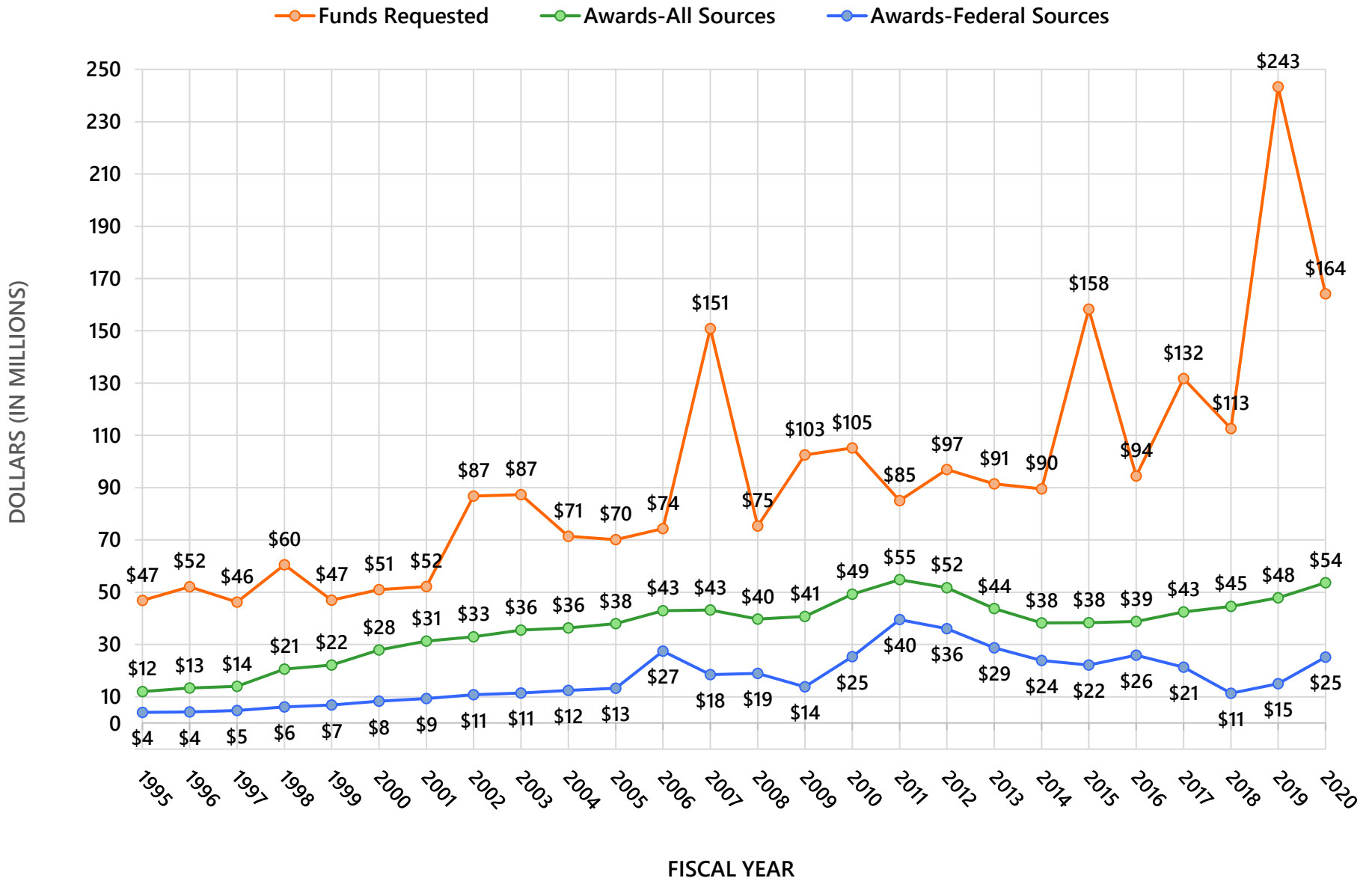
**Table I. East Tennessee State University
Extramural Sponsored Activity FY95 to FY20**

FISCAL YEAR	FUNDING REQUESTS		AWARDS RECEIVED		
	SUBMITTED		Number	All Sources ¹	Federal Sources ²
	Number	Value		Value	Value
2020	283	\$164,174,991	188	\$53,626,268	\$25,194,155
2019	299	\$243,304,388	196	\$47,842,718	\$15,034,313
2018	258	\$112,647,144	185	\$44,610,307	\$11,316,803
2017	267	\$131,778,182	189	\$42,524,153	\$21,308,066
2016	252	\$94,438,572	199	\$38,811,378	\$25,946,431
2015	271	\$158,321,979	198	\$38,386,014	\$22,199,222
2014	265	\$89,541,339	185	\$38,243,526	\$23,913,645
2013	250	\$91,449,759	211	\$43,729,537	\$28,709,316
2012	279	\$96,934,537	230	\$51,760,956	\$36,111,256
2011	282	\$85,087,381	267	\$54,808,372	\$39,512,605
2010	314	\$105,165,783	227	\$49,219,792	\$25,340,273
2009	324	\$102,533,416	268	\$40,701,308	\$13,812,509
2008	335	\$75,335,784	298	\$39,691,883	\$18,942,484
2007	335	\$150,862,801	257	\$43,166,261	\$18,469,946
2006	348	\$74,365,922	226	\$42,975,074	\$27,482,414
2005	318	\$70,107,108	198	\$38,003,277	\$13,259,147
2004	308	\$71,425,332	175	\$36,333,065	\$12,422,446
2003	291	\$87,316,579	159	\$35,546,106	\$11,468,714
2002	300	\$86,788,650	181	\$32,975,663	\$10,778,425
2001	275	\$52,169,601	193	\$31,300,521	\$9,351,126
2000	276	\$51,018,819	176	\$27,912,726	\$8,304,272
1999	287	\$47,008,532	187	\$22,164,122	\$6,877,435
1998	321	\$60,495,224	187	\$20,596,210	\$6,155,361
1997	307	\$46,245,449	172	\$13,985,241	\$4,734,609
1996	265	\$52,131,589	189	\$13,323,465	\$4,243,248
1995	248	\$46,857,741	144	\$12,005,537	\$4,044,382

¹ Includes funds awarded to ETSU Research Foundation.

² Includes corrections to FY18 and FY19 'Federal Sources' number.

Chart I. East Tennessee State University Extramural Sponsored Activity FY95 to FY20¹



¹ Includes funds awarded to ETSU Research Foundation.

**Table II. East Tennessee State University
FY20 Funding Requests Submitted & Awards Received: Number & Value by Sponsor Type & Name**

SPONSOR TYPE & NAME	FUNDING REQUESTS SUBMITTED		AWARDS RECEIVED	
	<i>Number</i>	<i>Value</i>	<i>Number</i>	<i>Value</i>
FEDERAL	133	\$123,650,048	66	\$25,194,155
Appalachian Regional Commission	3	\$1,278,465	2	\$255,455
Corporation for Public Broadcasting	2	\$226,158	3	\$178,433
Department of Agriculture	2	\$34,942	2	\$34,942
Department of Defense	2	\$3,826,363	1	\$289,858
Department of Education	7	\$21,469,629	14	\$14,793,238
Department of Labor	1	\$2,473,391		
Federal Emergency Management Agency	1	\$243,601		
Health Resources and Services Administration	7	\$8,928,906	4	\$3,309,814
Institute of Museum & Library Services	2	\$1,237,402		
National Aeronautics & Space Administration	5	\$95,068	2	\$19,089
National Institute on Disability & Rehabilitation Research/DHHS	2	\$3,100,008		
National Institutes of Health	82	\$78,548,106	22	\$5,213,118
National Park Service			1	\$40,000
National Science Foundation	6	\$1,634,860	3	\$551,889
National Security Agency	1	\$148,168		
Tennessee Valley Authority			1	\$9,999
Veterans Affairs Medical Center	10	\$404,981	11	\$498,320
STATE	41	\$18,663,421	32	\$16,276,701
First Tennessee Development District	1	\$2,500	1	\$2,500
State of Tennessee Department of Intellectual and Developmental I	1	\$130,801		
Tennessee, State of	1	\$3,910	1	\$3,910
TN Arts Commission	1	\$5,000	1	\$5,000
TN Board of Regents	4	\$195,088		

SPONSOR TYPE & NAME	FUNDING REQUESTS SUBMITTED		AWARDS RECEIVED	
	<i>Number</i>	<i>Value</i>	<i>Number</i>	<i>Value</i>
TN Bureau of TennCare	1	\$6,173,600	1	\$6,173,600
TN Commission on Aging and Disability			1	\$32,620
TN Department of Children's Services	1	\$145,510	1	\$508,965
TN Department of Economic and Community Development	1	\$250,404		
TN Department of Education	8	\$3,622,649	6	\$984,188
TN Department of Health	9	\$2,095,964	8	\$1,258,428
TN Department of Human Services	6	\$4,979,613	4	\$6,510,338
TN Department of Mental Health	4	\$557,482	3	\$420,241
TN Department of Transportation			2	\$175,411
TN Governor's Highway Safety Office	1	\$5,000	1	\$5,000
TN Higher Education Commission	2	\$495,900	1	\$188,500
TN Wildlife Resources Agency			1	\$8,000
FOUNDATIONS & ASSOCIATIONS	41	\$5,780,427	29	\$4,215,495
Academy of Pediatric Physical Therapy	1	\$9,480	1	\$9,480
ACS Petroleum Research Fund			2	\$52,212
American Academy of Pediatrics	2	\$25,000	1	\$10,000
American Brain Tumor Association	1	\$567	1	\$567
American Diabetes Association	3	\$789,648		
American Foundation for Suicide Prevention			1	\$62,500
American Heart Association - Greater Southeast Affiliate			2	\$153,967
American Heart Association - National	6	\$968,981	2	\$108,016
American Lung Association	1	\$200,000		
American Society of Hematology	1	\$150,000	1	\$150,000
Battelle Memorial Institute			1	\$37,298
Blue Cross Blue Shield of Tennessee Health Foundation			1	\$50,000
Brain Behavior and Research Foundation	1	\$70,000		
Brain Research Foundation	1	\$70,000		
BrightFocus Foundation			1	\$80,000

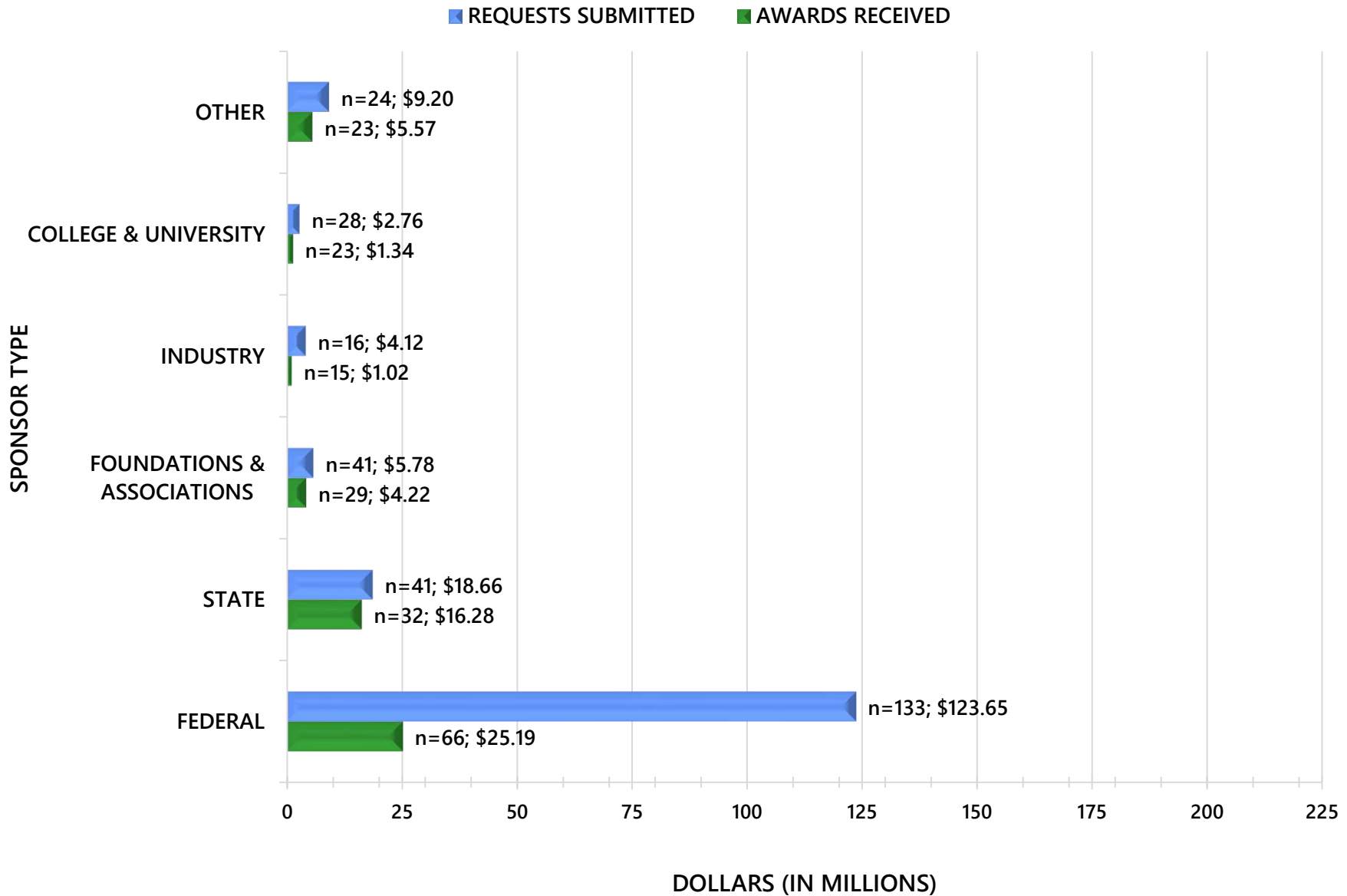
SPONSOR TYPE & NAME	FUNDING REQUESTS SUBMITTED		AWARDS RECEIVED	
	<i>Number</i>	<i>Value</i>	<i>Number</i>	<i>Value</i>
Childhood Arthritis and Rheumatology Research Alliance	1	\$25,000		
Cystic Fibrosis Foundation	1	\$275,800		
Evolving Earth Foundation	1	\$3,000		
First Tennessee Human Resource Agency			1	\$27,400
Foundation for Opioid Response Efforts	2	\$918,500		
Gladys Kriebel Delmas Foundation			1	\$19,799
International Society for Clinical Densitometry	1	\$26,520	1	\$26,520
Japan Foundation	1	\$30,000		
Mountain Region Speech and Hearing	1	\$6,900	1	\$3,400
National Multiple Sclerosis Society	1	\$330,000		
National Network of Libraries of Medicine	6	\$7,463	5	\$5,775
National Recording Preservation Foundation	1	\$10,000	1	\$10,000
National Strength and Conditioning Association Foundation	2	\$34,893	2	\$34,893
Niswonger Foundation	2	\$339,239	2	\$228,364
Private Foundation (SCI)			1	\$3,145,304
Rheumatology Research Foundation	1	\$316,491		
Society of Family Planning	1	\$40,624		
Spencer Foundation	1	\$49,994		
Stranahan Foundation	1	\$1,082,327		
INDUSTRY	16	\$4,117,568	15	\$1,023,915
Anthem, Inc/BCBS			1	\$90,907
Ballad Health	2	\$2,241,538	1	\$502,683
Camelot Care			1	\$12,000
Center for Research, Assessment, and Treatment			1	\$12,200
Cherokee Health Systems			1	\$10,200
Children's Literacy Initiative	1	\$13,074	1	\$13,074
Ear, Nose and Throat Associates, P.C.	1	\$20,800	1	\$7,000
Frontier Health Inc.	1	\$12,200		

SPONSOR TYPE & NAME	FUNDING REQUESTS SUBMITTED		AWARDS RECEIVED	
	<i>Number</i>	<i>Value</i>	<i>Number</i>	<i>Value</i>
GenCyber	1	\$76,772		
Gilead Sciences Inc.			1	\$65,000
Klein Buendel Inc.	1	\$371,886	1	\$25,745
Mountain States Health Alliance	4	\$228,450	4	\$174,200
P2D Bioscience	2	\$377,319	1	\$20,000
State of Franklin Healthcare Associates	1	\$13,000		
Total Child Health	1	\$671,622		
United Health Care Services	1	\$90,907	1	\$90,907
COLLEGE & UNIVERSITY	28	\$2,764,721	23	\$1,342,432
Duke University	1	\$72,437	1	\$11,230
Eastern Michigan University	1	\$149,534		
Emory and Henry College	1	\$3,051		
Emory University - Atlanta			1	\$25,000
George Mason University	1	\$144,913		
Harvard University	1	\$129,870		
Indiana University	1	\$394,764		
Johns Hopkins University			2	\$138,699
Middle Tennessee State University	1	\$74,915	1	\$206,000
Oregon Health & Science University			1	\$11,050
Rutgers University			1	\$22,000
Tennessee State University	1	\$79,000	2	\$113,000
University of California at San Diego	1	\$10,800		
University of California Los Angeles			1	\$409,831
University of Connecticut	1	\$221,018	1	\$46,134
University of Georgia	1	\$1,200	1	\$1,200
University of Indianapolis	1	\$28,500	1	\$21,268
University of Kentucky College of Public Health	1	\$59,590	1	\$11,950
University of Massachusetts Amherst	1	\$49,706		

SPONSOR TYPE & NAME	FUNDING REQUESTS SUBMITTED		AWARDS RECEIVED	
	<i>Number</i>	<i>Value</i>	<i>Number</i>	<i>Value</i>
University of Michigan	2	\$179,856		
University of Oregon	3	\$459,719	3	\$97,459
University of Pittsburgh	1	\$120,571		
University of South Carolina			1	\$9,950
University of Southern Mississippi	1	\$278,187		
University of Tennessee at Knoxville			1	\$40,000
University of Tennessee Health Science Center	1	\$263,712		
Vanderbilt University	5	\$28,462	4	\$177,661
Virginia Polytechnic Institute and State University	1	\$14,916		
OTHER	24	\$9,198,806	23	\$5,573,570
Alliance for Business and Training	1	\$265,393	3	\$1,362,064
Binational Agricultural Research and Development Fund	2	\$231,998		
BlueCare Tennessee	2	\$622,532	1	\$531,625
Campaign for Southern Equality	1	\$500		
Campbell County	1	\$47,475		
Conexion Americas			1	\$23,589
Council on Library & Information Resources	1	\$123,710		
Cultural Resources Analysts Inc.			1	\$5,950
Facebook Research	1	\$70,814		
Humanities Tennessee			1	\$2,000
Johnson City, TN, City of	1	\$10,287	2	\$45,144
Kingsport City Schools	1	\$16,000	1	\$16,000
Medical Education Assistance Corporation	5	\$7,139,490	5	\$3,350,682
Mountain Home Research and Education Corporation	2	\$88,956	2	\$88,956
National Center on Responsible Gaming	1	\$171,280		
North Atlantic Treaty Organization	1	\$130,790		
Patient-Centered Outcomes Research Institute	1	\$246,901		
Promise Center, The	1	\$12,500	1	\$12,500

SPONSOR TYPE & NAME	FUNDING REQUESTS SUBMITTED		AWARDS RECEIVED	
	<i>Number</i>	<i>Value</i>	<i>Number</i>	<i>Value</i>
Sevier County, TN			1	\$93,560
Sullivan County Anti-Drug Coalition	1	\$19,680		
Various Sponsors	1	\$500	2	\$1,500
Washington County Department of Education			1	\$20,000
Washington County, TN			1	\$20,000
Grand Total	283	\$164,174,991	188	\$53,626,268

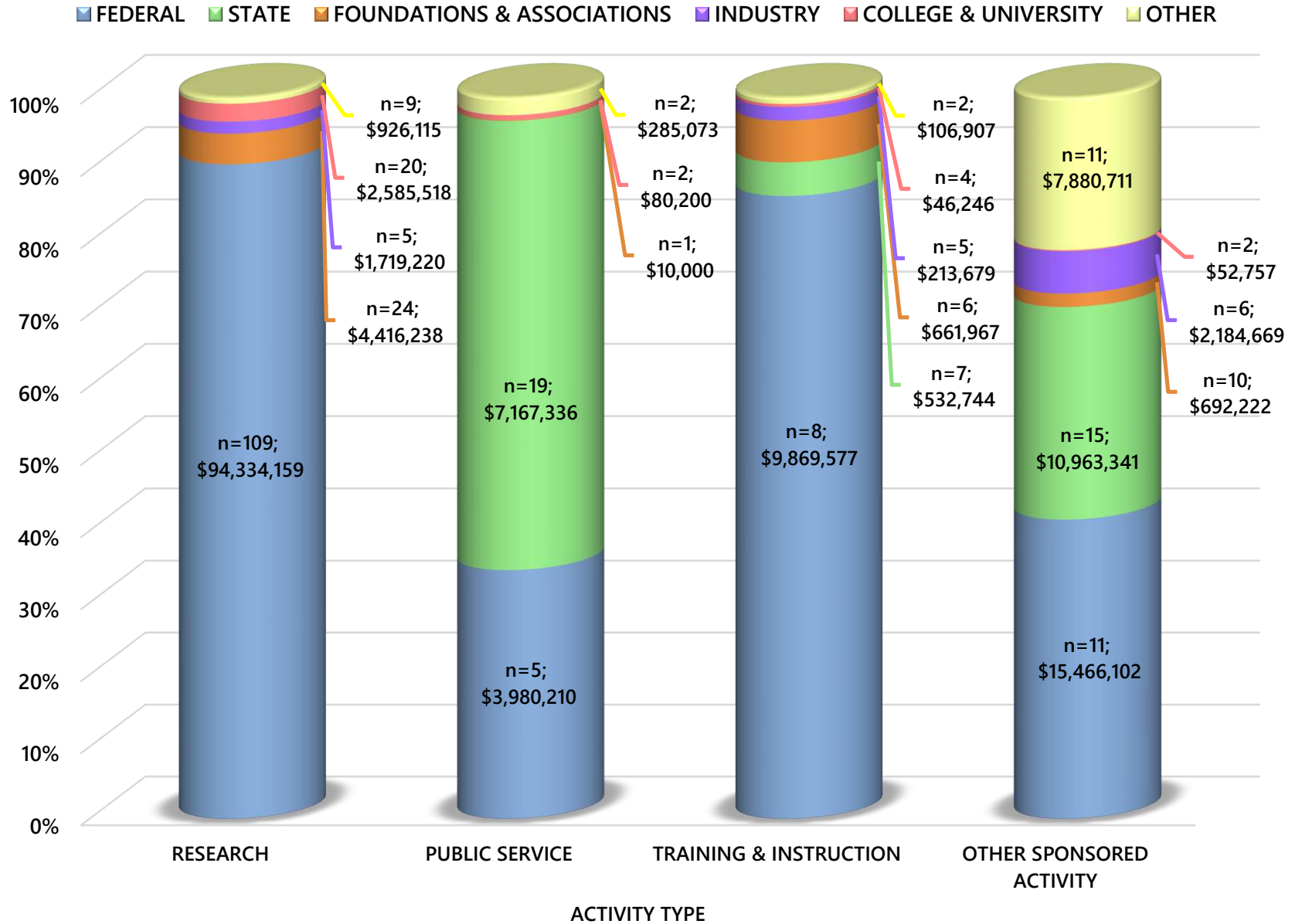
Chart II. East Tennessee State University
 FY20 Funding Requests Submitted & Awards Received: Number & Value by Sponsor Type



**Table III. East Tennessee State University
FY20 Funding Requests Submitted:
Number, Value & Percent Value by Activity & Sponsor Type**

ACTIVITY & SPONSOR TYPE	Funding Requests Submitted		
	<i>Number</i>	<i>Value</i>	<i>% Value</i>
RESEARCH	167	\$ 103,981,250	63.34%
FEDERAL	109	\$ 94,334,159	57.46%
FOUNDATIONS & ASSOCIATIONS	24	\$ 4,416,238	2.69%
INDUSTRY	5	\$ 1,719,220	1.05%
COLLEGE & UNIVERSITY	20	\$ 2,585,518	1.57%
OTHER	9	\$ 926,115	0.56%
TRAINING & INSTRUCTION	32	\$ 11,431,120	6.96%
FEDERAL	8	\$ 9,869,577	6.01%
STATE	7	\$ 532,744	0.32%
FOUNDATIONS & ASSOCIATIONS	6	\$ 661,967	0.40%
INDUSTRY	5	\$ 213,679	0.13%
COLLEGE & UNIVERSITY	4	\$ 46,246	0.03%
OTHER	2	\$ 106,907	0.07%
PUBLIC SERVICE	29	\$ 11,522,819	7.02%
FEDERAL	5	\$ 3,980,210	2.42%
STATE	19	\$ 7,167,336	4.37%
FOUNDATIONS & ASSOCIATIONS	1	\$ 10,000	0.01%
COLLEGE & UNIVERSITY	2	\$ 80,200	0.05%
OTHER	2	\$ 285,073	0.17%
OTHER SPONSORED ACTIVITY	55	\$ 37,239,802	22.68%
FEDERAL	11	\$ 15,466,102	9.42%
STATE	15	\$ 10,963,341	6.68%
FOUNDATIONS & ASSOCIATIONS	10	\$ 692,222	0.42%
INDUSTRY	6	\$ 2,184,669	1.33%
COLLEGE & UNIVERSITY	2	\$ 52,757	0.03%
OTHER	11	\$ 7,880,711	4.80%
Grand Total	283	\$ 164,174,991	100%

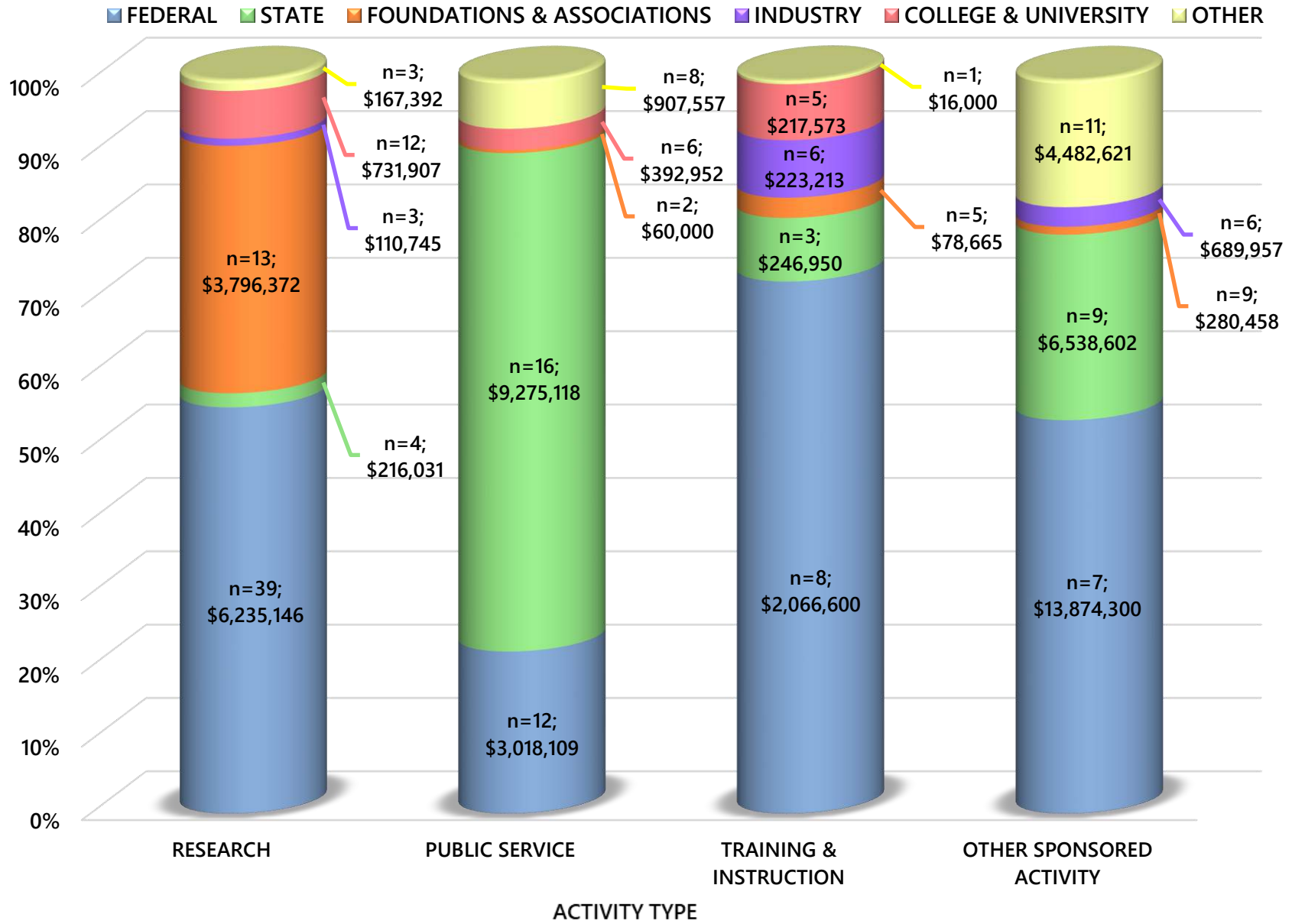
**Chart III. East Tennessee State University
FY20 Funding Requests Submitted:
Number, Value & Percent Value by Activity & Sponsor Type**



**Table IV. East Tennessee State University
FY20 Awards Received:
Number, Value & Percent Value by Activity & Sponsor Type**

ACTIVITY & SPONSOR TYPE	Number	AWARDS RECEIVED		
		Value	% Value	
RESEARCH	74	\$ 11,257,593	20.99%	
FEDERAL	39	\$ 6,235,146	11.63%	
STATE	4	\$ 216,031	0.40%	
FOUNDATIONS & ASSOCIATIONS	13	\$ 3,796,372	7.08%	
INDUSTRY	3	\$ 110,745	0.21%	
COLLEGE & UNIVERSITY	12	\$ 731,907	1.36%	
OTHER	3	\$ 167,392	0.31%	
TRAINING & INSTRUCTION	28	\$ 2,849,002	5.31%	
FEDERAL	8	\$ 2,066,600	3.85%	
STATE	3	\$ 246,950	0.46%	
FOUNDATIONS & ASSOCIATIONS	5	\$ 78,665	0.15%	
INDUSTRY	6	\$ 223,213	0.42%	
COLLEGE & UNIVERSITY	5	\$ 217,573	0.41%	
OTHER	1	\$ 16,000	0.03%	
PUBLIC SERVICE	44	\$ 13,653,736	25.46%	
FEDERAL	12	\$ 3,018,109	5.63%	
STATE	16	\$ 9,275,118	17.30%	
FOUNDATIONS & ASSOCIATIONS	2	\$ 60,000	0.11%	
COLLEGE & UNIVERSITY	6	\$ 392,952	0.73%	
OTHER	8	\$ 907,557	1.69%	
OTHER SPONSORED ACTIVITY	42	\$ 25,865,938	48.23%	
FEDERAL	7	\$ 13,874,300	25.87%	
STATE	9	\$ 6,538,602	12.19%	
FOUNDATIONS & ASSOCIATIONS	9	\$ 280,458	0.52%	
INDUSTRY	6	\$ 689,957	1.29%	
OTHER	11	\$ 4,482,621	8.36%	
Grand Total	188	\$ 53,626,268	100%	

**Chart IV. East Tennessee State University
FY20 Awards Received:
Number, Value & Percent Value by Activity & Sponsor Type**



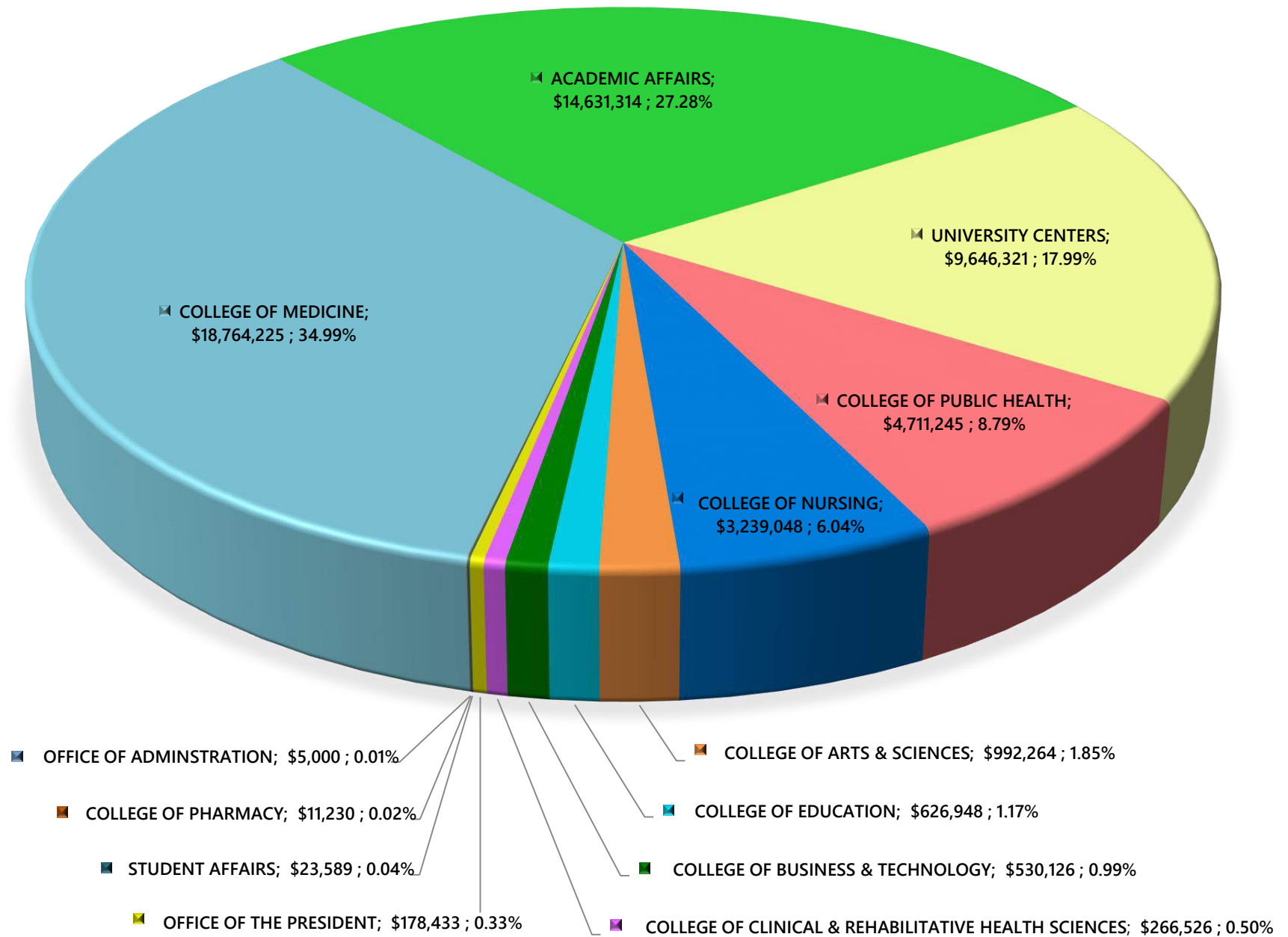
**Table V. East Tennessee State University
FY20 Funding Requests Submitted & Awards Received: Number & Value by Division & Department**

DIVISION & DEPARTMENT	FUNDING REQUESTS SUBMITTED		AWARDS RECEIVED	
	<i>Number</i>	<i>Value</i>	<i>Number</i>	<i>Value</i>
ACADEMIC AFFAIRS	9	\$14,851,495	15	\$14,631,314
Academic Affairs	1	\$542,969	1	\$542,969
Enrollment Services, TRIO Programs	2	\$2,349,250	8	\$2,613,223
Financial Aid, Office of	2	\$11,097,758	2	\$11,097,758
Graduate Studies	1	\$329,239	1	\$218,364
Library Administration	1	\$435,029		
Research and Sponsored Programs, Office of	2	\$97,250	3	\$159,000
COLLEGE OF ARTS & SCIENCES	44	\$10,013,311	25	\$992,264
Art and Design	1	\$5,000	1	\$5,000
Biological Sciences	4	\$295,383	5	\$322,990
Chemistry	5	\$683,098	3	\$58,568
Geosciences	5	\$891,780	2	\$133,560
Literature and Language	4	\$56,500	3	\$16,500
Mathematics and Statistics	1	\$148,168	1	\$110,424
Media and Communication	1	\$2,473,391		
Natural History Museum - Fossil Site	2	\$974,638		
Physics and Astronomy	9	\$693,344	4	\$267,473
Psychology	8	\$3,218,559	4	\$61,800
Sociology and Anthropology	4	\$573,450	2	\$15,949
COLLEGE OF BUSINESS & TECHNOLOGY	8	\$1,224,269	6	\$530,126
Bureau of Business and Economic Research	1	\$3,051		
Computing	1	\$76,772	1	\$40,000
Dean, College of Business and Technology	1	\$3,910	1	\$3,910
Engineering, Technology, Surveying and Digital Media	4	\$1,090,536	3	\$280,216
Management and Marketing	1	\$50,000		
Small Business Development Center			1	\$206,000

DIVISION & DEPARTMENT	FUNDING REQUESTS SUBMITTED		AWARDS RECEIVED	
	<i>Number</i>	<i>Value</i>	<i>Number</i>	<i>Value</i>
COLLEGE OF CLINICAL & REHABILITATIVE HEALTH SCIENCES	6	\$68,264	6	\$266,526
Audiology and Speech-Language Pathology	3	\$47,584	4	\$255,846
Dean, College of Clinical and Rehabilitative Health Services	1	\$10,000		
Nutrition and Dietetics	1	\$9,480	1	\$9,480
Physical Therapy	1	\$1,200	1	\$1,200
COLLEGE OF EDUCATION	18	\$6,723,034	12	\$626,948
Counseling and Human Services	1	\$10,000	1	\$10,000
Dean, College of Education	2	\$61,232	2	\$61,232
Early Childhood Education	2	\$1,095,401	1	\$13,074
Educational Foundations and Special Education	11	\$5,521,508	6	\$507,749
Sport, Exercise, Recreation and Kinesiology	2	\$34,893	2	\$34,893
COLLEGE OF MEDICINE	127	\$86,532,904	67	\$18,764,225
Biomedical Sciences	44	\$23,096,479	20	\$3,221,350
Continuing Medical Education	1	\$500	1	\$500
Dean, College of Medicine	1	\$6,173,600	3	\$6,198,600
Family Medicine	8	\$5,495,375	5	\$1,068,053
Geriatrics and Gerontology	1	\$26,520	1	\$26,520
Internal Medicine	42	\$25,896,236	14	\$1,770,664
Learning Resources	6	\$7,463	5	\$5,775
Obstetrics and Gynecology	3	\$545,571	1	\$106,000
Pathology	1	\$1,200	2	\$250,478
Pediatrics	9	\$5,197,243	5	\$2,852,464
Psychiatry and Behavioral Sciences	2	\$661,625	3	\$1,105,590
Surgery	9	\$19,431,092	7	\$2,158,231
COLLEGE OF NURSING	11	\$3,655,949	6	\$3,239,048
Nursing, Graduate Programs	2	\$274,482	1	\$137,241
Nursing, Office of Practice	8	\$3,331,467	5	\$3,101,807
Nursing, Undergraduate Programs	1	\$50,000		
COLLEGE OF PHARMACY	2	\$117,529	1	\$11,230
Dean, College of Pharmacy	1	\$45,092		
Pharmacy Practice	1	\$72,437	1	\$11,230

DIVISION & DEPARTMENT	FUNDING REQUESTS SUBMITTED		AWARDS RECEIVED	
	<i>Number</i>	<i>Value</i>	<i>Number</i>	<i>Value</i>
COLLEGE OF PUBLIC HEALTH	35	\$24,485,872	21	\$4,711,245
Biostatistics and Epidemiology	6	\$1,256,206	5	\$186,289
Community and Behavioral Health	10	\$7,395,476	5	\$343,245
Dean, College of Public Health	3	\$448,180	1	\$21,268
Environmental Health	2	\$125,578	2	\$17,094
Health Sciences	6	\$1,700,071	5	\$963,095
Health Services Management and Policy	8	\$13,560,361	3	\$3,180,254
OFFICE OF ADMINISTRATION	1	\$5,000	1	\$5,000
Public Safety	1	\$5,000	1	\$5,000
OFFICE OF THE PRESIDENT	2	\$226,158	3	\$178,433
University Relations, WETS Campus Radio FM	2	\$226,158	3	\$178,433
STUDENT AFFAIRS			1	\$23,589
Multicultural Affairs			1	\$23,589
UNIVERSITY CENTERS	20	\$16,271,206	24	\$9,646,321
Center for Appalachian Studies	5	\$686,391	4	\$277,580
Center for Community Outreach and Family Services	3	\$5,175,520	6	\$7,868,402
Center for Early Childhood Learning and Development	9	\$3,706,384	11	\$1,280,072
Center of Excellence in Math and Science Education	2	\$6,325,393	3	\$220,267
Center for Prescription Drug Abuse Prevention and Treatment	1	\$377,518		
Grand Total	283	\$164,174,991	188	\$53,626,268

CHART V. EAST TENNESSEE STATE UNIVERSITY
FY20 VALUE AND PERCENT OF AWARDS RECEIVED BY DIVISION



**Table VI. East Tennessee State University
FY20 Value of Awards Received by Division, Department & Principal Investigator**

DIVISION, DEPARTMENT & PRINCIPAL INVESTIGATOR	VALUE of AWARD
ACADEMIC AFFAIRS	\$ 14,631,314
Academic Affairs	\$ 542,969
King, B. J.	\$ 542,969
<i>Education Stabilization Fund 3 (PL 116-136 TITLE VIII Coronavirus Aid, Relief, and Economic Security Act), Department of Education</i>	\$ 542,969
Enrollment Services, TRIO Programs	\$ 2,613,223
Gross, Ronnie	\$ 2,613,223
<i>Educational Opportunity Center, Department of Education</i>	\$ 253,143
<i>Educational Talent Search, Department of Education</i>	\$ 312,483
<i>ETSU at Kingsport Upward Bound, Department of Education</i>	\$ 315,155
<i>ETSU Ronald McNair Postbaccalaureate Achievement, Department of Education</i>	\$ 277,356
<i>ETSU Upward Bound - Johnson City, Department of Education</i>	\$ 537,835
<i>ETSU Upward Bound Bristol, Department of Education</i>	\$ 315,155
<i>ETSU Upward Bound Math Science, Department of Education</i>	\$ 315,422
<i>ETSU Veterans Upward Bound, Department of Education</i>	\$ 286,674
Financial Aid, Office of	\$ 11,097,758
Morgan, Catherine	\$ 11,097,758
<i>Education Stabilization Fund 1 (PL 116-136 TITLE VIII Coronavirus Aid, Relief, and Economic Security Act), Department of Education</i>	\$ 5,549,379
<i>Education Stabilization Fund 2 (PL 116-136 TITLE VIII Coronavirus Aid, Relief, and Economic Security Act), Department of Education</i>	\$ 5,548,379
Research and Sponsored Programs, Office of	\$ 159,000
Duncan, William R.	\$ 159,000
<i>IRB Review Services -- Open Ended Account, Various Sponsors</i>	\$ 1,000
<i>IRB Services for Mountain States Health Alliance 2020-2021, Mountain States Health Alliance</i>	\$ 96,000
<i>IRB Services to the VAMC, Department of Veterans Affairs</i>	\$ 62,000

DIVISION, DEPARTMENT & PRINCIPAL INVESTIGATOR	VALUE of AWARD
Graduate Studies	\$ 218,364
McGee, Sharon	\$ 218,364
<i>Innovations in Teacher Leader Development in Rural and Urban Settings, Niswonger Foundation</i>	\$ 218,364
COLLEGE OF ARTS & SCIENCES	\$ 992,264
Art and Design	\$ 5,000
Contreras-Koterbay, Karlota	\$ 5,000
<i>Studio Craft, New Media & TN History: Visualizing New Forms & Reinvestigating Narratives, TN Arts Commission</i>	\$ 5,000
Biological Sciences	\$ 322,990
Bidwell, Joe	\$ 28,000
<i>Comparative Condition & Dietary Analysis of Unionid Mussels Within the Pigeon River Tailwater & the Upper Nolichucky River, TN Wildlife Resources Agency</i>	\$ 8,000
<i>PPQ-TN ETSU Cooperative Pest Detection Survey 2020, Department of Agriculture</i>	\$ 20,000
Foster, Cerrone	\$ 76,967
<i>Estrogen Receptor Beta Signaling & Cardiac Protection from Chronic Beta Adrenergic Stimulation, American Heart Association - Greater Southeast Affiliate</i>	\$ 76,967
Gomez, Gerardo Arceo	\$ 218,023
<i>PPQ-TN ETSU Asian Defoliator Survey 2020, Department of Agriculture</i>	\$ 14,942
<i>Uncovering the Mechanisms Driving Co-Flowering Community Assembly: Integrating Flowering & Floral Trait Distribution Patterns via a Novel Use of Network Analysis, National Science Foundation</i>	\$ 203,081
Chemistry	\$ 58,568
McCusker, Catherine	\$ 26,212
<i>Development of Zinc(II) Dipyrrin Sensitizers for Photocatalytic Carbon Dioxide Reduction, ACS Petroleum Research Fund</i>	\$ 26,212.00
Mei, Hua	\$ 6,356
<i>Diazonium Perfluoroalkyl(aryl) Sulfonylimide Monomer Analogues: Application to Fuel Cell, Vanderbilt University</i>	\$ 6,356
Vasiliev, Aleksey N	\$ 26,000
<i>Superacidic Catalysts for Alkylation of Benzene by Olefins, ACS Petroleum Research Fund</i>	\$ 26,000.00
Geosciences	\$ 133,560
Joyner, Timothy Andrew	\$ 93,560
<i>Sevier County Hazard Mitigation Plan, Sevier County, TN</i>	\$ 93,560

DIVISION, DEPARTMENT & PRINCIPAL INVESTIGATOR	VALUE of AWARD
Nandi, Arpita	\$ 40,000
<i>Proactive Risk Based Unstable Slope Assessment in Transportation Corridors, National Park Service</i>	\$ 40,000
Literature and Language	\$ 16,500
Fiuza, Felipe	\$ 12,000
<i>Interpretation/Translation Services 2019-2020, TN Department of Health</i>	\$ 12,000
Holtmeier, Matthew	\$ 4,500
<i>Appalachian Silent Cinema & Live Old Time/Bluegrass Screening Series, First Tennessee Development District</i>	\$ 2,500
<i>Appalachian Silent Cinema and Old-Time/Bluegrass Screening Series, Humanities Tennessee</i>	\$ 2,000
Mathematics and Statistics	\$ 110,424
Godbole, Anant	\$ 110,424
<i>REU Site: Combinatorics, Probability, and Algebraic Coding Theory, National Science Foundation</i>	\$ 110,424
Physics and Astronomy	\$ 267,473
Ignace, Richard	\$ 19,089
<i>Catalog of Serendipitous Gratings Spectra, National Aeronautics & Space Administration</i>	\$ 12,602
<i>Legacy HETG Spectrum of a Massive Star: Zeta Pup, National Aeronautics & Space Administration</i>	\$ 6,487
Smith, Beverly	\$ 248,384
<i>Noyce East Tennessee STEM Teacher Recruitment (NETSTR), National Science Foundation</i>	\$ 238,384
<i>Student Attraction and Retention in Physics and Astronomy (SARPA) Scholarships, Vanderbilt University</i>	\$ 10,000
Psychology	\$ 61,800
Stinson, Jill	\$ 61,800
<i>CAA for GA Support from Camelot Care 2019-2020, Camelot Care</i>	\$ 12,000
<i>CAA for GA Support from Cherokee Health 2019-2020, Cherokee Health Systems</i>	\$ 10,200
<i>CAA for GA Support from CReATE Clinical, Inc. 2019-2020, Center for Research, Assessment, and Treatment Efficacy</i>	\$ 12,200
<i>CAA for GA Support from FTHRA 2019-2020, First Tennessee Human Resource Agency</i>	\$ 27,400
Sociology and Anthropology	\$ 15,949
Duncan, William N.	\$ 9,999
<i>Long Term Archaeological Monitoring & Research on Boone Reservoir, Washington and Sullivan Counties, Tennessee, Tennessee Valley Authority</i>	\$ 9,999
Franklin, Jay	\$ 5,950
<i>Curation Center Artifacts, Cultural Resources Analysts Inc.</i>	\$ 5,950

DIVISION, DEPARTMENT & PRINCIPAL INVESTIGATOR	VALUE of AWARD
COLLEGE OF BUSINESS & TECHNOLOGY	\$ 530,126
Computing	\$ 40,000
Pfeiffer, Phillip	\$ 40,000
<i>Research on Connected and Automated Vehicles Investment and Smart Infrastructure in Tennessee, University of Tennessee at Knoxville</i>	\$ 40,000
Small Business Development Center	\$ 206,000
Bays, Mark	\$ 206,000
<i>Tennessee Small Business Development Center 2020 (TSBDC), Middle Tennessee State University</i>	\$ 206,000
Engineering, Technology, Surveying and Digital Media	\$ 179,321
Isham, Dean	\$ 3,910.00
<i>2020 Architectural and Engineering Grant, Tennessee, State of</i>	\$ 3,910.00
Shrestha, K. Joseph	\$ 98,996
<i>Calculating Road User Cost for Specific Sections of Highway to Use in Alternative Contracting Projects, TN Department of Transportation</i>	\$ 98,996
Uddin, Moin	\$ 76,415
<i>Community Engagement in Rural Communities, TN Department of Transportation</i>	\$ 76,415
Digital Media	\$ 104,805
Cornett, Cheryl	\$ 104,805
<i>Create Appalachia Arts & Technology Economic Development Initiative, Appalachian Regional Commission</i>	\$ 104,805
COLLEGE OF CLINICAL & REHABILITATIVE HEALTH SCIENCES	\$ 266,526.00
Physical Therapy	\$ 9,480.00
Boyniewicz, Kara Lynn	\$ 9,480.00
<i>Early Intervention for the Caregiver-Infant Dyad with Neonatal Abstinence Syndrome: A Case Series, Academy of Pediatric Physical Therapy</i>	\$ 9,480.00
Rehabilitative Sciences	\$ 1,200.00
Bignell, Whitney	\$ 1,200.00
<i>NEGA Wellness Services 2019, University of Georgia</i>	\$ 1,200.00
Audiology and Speech-Language Pathology	\$ 255,846.00
Elangovan, Saravanan	\$ 10,400.00
<i>Clinical Training at Ear, Nose & Throat Associates, P.C., Watauga Hearing Department, Ear, Nose & Throat Associates, P.C.</i>	\$ 7,000.00
<i>Clinical Training at Mountain Region Speech and Hearing Center in Kingsport, Mountain Region Speech and Hearing</i>	\$ 3,400.00

DIVISION, DEPARTMENT & PRINCIPAL INVESTIGATOR	VALUE of AWARD
Louw, Brenda	\$ 104,587.00
<i>Institute in speech-language pathology TN teachers cohort at ETSU, TN Department of Education</i>	\$ 104,587.00
Nanjundeswaran, Chaya	\$ 140,859.00
<i>Cardiovascular Conditioning in the Treatment of Vocal Fatigue--R15, National Institutes of Health</i>	\$ 140,859.00
COLLEGE OF EDUCATION	\$ 626,948
Dean, College of Education	\$ 61,232
Click, Laura	\$ 61,232
<i>KAT - Kingsport Academy for Teaching, Kingsport City Schools</i>	\$ 16,000
<i>Mentors Matters Training Initiative, TN Department of Education</i>	\$ 45,232
Educational Foundions and Special Education	\$ 507,749
Chambers, Cynthia	\$ 161,305
<i>Interprofessional Course on Developmental Disabilities in Pediatrics, Vanderbilt University</i>	\$ 3,546
<i>Leadership Education in Neurodevelopment and Other Related Disabilities (LEND), Vanderbilt University</i>	\$ 157,759
Mims, Pamela	\$ 248,985
<i>Creating Interdisciplinary Leaders in Northeast Tennessee (CILNT), Department of Education</i>	\$ 248,985
Rowe, Dawn	\$ 97,459
<i>Center for Transition and Career Innovation (CTCI), University of Oregon</i>	\$ 41,171
<i>National Technical Assistance Center on Transition (NTACT), University of Oregon</i>	\$ 31,581
<i>Project B-JUST: Brain Injury & Juvenile Services Training: Empirically Defining Training Needs and Competencies for Juvenile Services Personnel for Young Offenders with TBI, University of Oregon</i>	\$ 24,707
Sport, Exercise, Recreation and Kinesiology	\$ 34,893
Bazyler, Caleb	\$ 23,829
<i>The Effects of Tapering on Strength & Power Performance & Associated Muscular Adaptations in Strength Athletes, National Strength and Conditioning Association Foundation</i>	\$ 23,829
Travis, Spencer	\$ 11,064
<i>Comparing an Exponential Taper to a Step Taper for Maximal Strength Performance, National Strength and Conditioning Association Foundation</i>	\$ 11,064
Counseling and Human Services	\$ 10,000
Bernard, Julia	\$ 10,000
<i>Niswonger CARE Advisor Counseling Students, Niswonger Foundation</i>	\$ 10,000

DIVISION, DEPARTMENT & PRINCIPAL INVESTIGATOR	VALUE of AWARD
Early Childhood Education	\$ 13,074
Lange, Alissa	\$ 13,074
<i>Contract with CLI to Complete Curriculum Review 2019-2020, Children's Literacy Initiative</i>	\$ 13,074
COLLEGE OF MEDICINE	\$ 18,764,225
Biomedical Sciences	\$ 3,221,350
Agrawal, Alok	\$ 370,000
<i>Complement-mediated anti-pneumococcal functions of C-reactive protein--R01, National Institutes of Health</i>	\$ 370,000
Beaumont, Eric	\$ 680,534
<i>Afferent Mechanisms of Vagal Neuromodulation Therapy, National Institutes of Health</i>	\$ 603,534
<i>Vagal Nerve Stimulation Mitigates Alteration of the Intestinal Environment to Limit the Progression of Heart Failure, American Heart Association - Greater Southeast Affiliate</i>	\$ 77,000
Bradshaw, Patrick	\$ 143,512
<i>Testing the NADPH Redox Theory of Aging in C. elegans - R15, National Institutes of Health</i>	\$ 143,512
Brown, Russell	\$ 165,283
<i>Application of Novel Anti-Inflammatory Drugs Towards Alzheimer's Disease, P2D Bioscience</i>	\$ 20,000
<i>The role of adenosine A(2A) receptor activation on the behavioral and plasticity response to nicotine in a rodent model of schizophrenia--R15 resub., National Institutes of Health</i>	\$ 145,283
Hayman, James Russell	\$ 135,656
<i>Microsporidia Spore Adherence to Integrin Ligands R15, National Institutes of Health</i>	\$ 135,656
Hoover, Donald	\$ 409,831
<i>Comprehensive Structural and Functional Mapping of the Mammalian Cardiac Nervous System, University of California Los Angeles</i>	\$ 409,831
Keasey, Matthew	\$ 74,000
<i>Calcitriol for the treatment of brain calcification through upregulation of SLC20A2--R03, National Institutes of Health</i>	\$ 74,000
Ordway, Gregory	\$ 62,500
<i>Hippocampal Poly (ADP-ribose) Polymerase-1 (PARP1) in Depression and Suicide, American Foundation for Suicide Prevention</i>	\$ 62,500

DIVISION, DEPARTMENT & PRINCIPAL INVESTIGATOR	VALUE of AWARD
Singh, Krishna	\$ 247,100
<i>Cardioprotective Role of Extracellular Ubiquitin in Myocardial Ischemia/Reperfusion Injury & Myocyte Apoptosis (R15), National Institutes of Health</i>	\$ 142,395
<i>VA IPA Agreement Barbara Connelly, Department of Veterans Affairs</i>	\$ 20,617
<i>VA IPA Agreement for Dr. Mahipal Singh, Department of Veterans Affairs</i>	\$ 33,185
<i>VA IPA Agreement for Suman Dalal, Department of Veterans Affairs</i>	\$ 50,903
Xie, Qian	\$ 355,425
<i>AARN 2019 Travel Award, American Brain Tumor Association</i>	\$ 567
<i>Met-Targeting Chimeric Antigen Receptor (MetCAR) T Cell Therapy in Hepatocellular Carcinoma, Department of Defense</i>	\$ 289,858
<i>Met-targeting CAR T-cell Therapy in Hepatocellular Carcinoma, Gilead Sciences Inc.</i>	\$ 65,000.00
Yakubenko, Valentin	\$ 77,000
<i>Targeting the Product of DHA Oxidation as Potential Substrate for Macrophage Retention During Atherosclerosis, American Heart Association - National</i>	\$ 77,000
Zhu, Meng-Yang	\$ 148,000
<i>Restoration of Noradrenergic and Dopaminergic Functions in the Brain of Aged Rats R15, National Institutes of Health</i>	\$ 148,000
Zou, Yue	\$ 352,509
<i>ATR Isomerization in Cellular Responses to UV Damage of DNA R01, National Institutes of Health</i>	\$ 352,509
Continuing Medical Education	\$ 500
Schweitzer, John	\$ 500
<i>CME conference, Various Sponsors</i>	\$ 500
Dean, College of Medicine	\$ 6,198,600
Lewis, Russell	\$ 6,173,600
<i>GME 2019-2020, TN Bureau of TennCare</i>	\$ 6,173,600
Wilgocki, Gregory	\$ 25,000
<i>To Provide Lease Space, TN Department of Health</i>	\$ 6,000
<i>To Provide Services for Director of Managed Care, Medical Education Assistance Corporation</i>	\$ 19,000

DIVISION, DEPARTMENT & PRINCIPAL INVESTIGATOR	VALUE of AWARD
Family Medicine	\$ 1,068,053
Blackwelder, Reid	\$ 539,483
<i>Addiction Behavior Specialist, Medical Education Assistance Corporation</i>	\$ 36,800
<i>Addiction Medicine Fellowship, Ballad Health</i>	\$ 502,683
Polaha Jones, Jodi	\$ 346,757
<i>Collaborative Training for Team-Based Health Care in Appalachian Primary Care Practices, Health Resources and Services Administration</i>	\$ 346,757
Troxler, Joyce	\$ 181,813
<i>ECHO (Extension of Community Healthcare Options), United Health Care Services</i>	\$ 90,907
<i>ETSU BMAT Project Echo, Anthem Inc.</i>	\$ 90,907
Geriatrics and Gerontology	\$ 26,520
Hamdy, Ronald	\$ 26,520
<i>Staff Editorial Office of Journal of Clinical Densitometry, International Society for Clinical Densitometry</i>	\$ 26,520
Internal Medicine	\$ 1,770,664
Elgazzar, Mohamed	\$ 370,000
<i>S100A9 and MDSC Development in Sepsis, National Institutes of Health</i>	\$ 370,000
Moorman, Jonathan	\$ 686,012
<i>HIV/AIDS Center of Excellence - Case Management Services 2020-2021, TN Department of Health</i>	\$ 393,000
<i>Role of Hematopoietic Stem Cells in Stress-Induced Lymphocyte Apoptosis -- R15, National Institutes of Health</i>	\$ 148,000
<i>Vaccine Failure in HIV Infection Mediated by Myeloid Derived Suppressor Cells (MDSCs) - R15, National Institutes of Health</i>	\$ 145,012
Ning, Shunbin	\$ 298,000
<i>LIMD1 is a Novel Marker Associated with IRF4 in EBV Latency and Lymphoma R15, National Institutes of Health</i>	\$ 148,000
<i>LIMD1-Mediated Autophagy & DNA Damage Response in Viral Cancers, American Society of Hematology</i>	\$ 150,000
Yao, Zhi Q.	\$ 416,652
<i>GA Support from the VA, Department of Veterans Affairs</i>	\$ 88,500
<i>IPA for Xiao Yuan Wu "Rose", Mountain Home Research and Education Corporation</i>	\$ 61,332
<i>IPA VA Research Assistant Dr. Zheng Ke Li, Department of Veterans Affairs</i>	\$ 99,736
<i>IPA with VA, Mountain Home Research and Education Corporation</i>	\$ 27,624
<i>IPA with VA-Bal Krishna Chand Thakuri, Department of Veterans Affairs</i>	\$ 37,700
<i>IPA with VA-Xindi Dang, Department of Veterans Affairs</i>	\$ 37,960
<i>IPA with VA-Zeyuan Lu, Department of Veterans Affairs</i>	\$ 33,800
<i>VA IPA Agreement for Dechao Cao, Department of Veterans Affairs</i>	\$ 30,000

DIVISION, DEPARTMENT & PRINCIPAL INVESTIGATOR	VALUE of AWARD
Learning Resources	\$ 5,775
Weyant, Emily	\$ 5,775
<i>All of Us Community Engagement Exhibit Award for Medical Library Outreach at Johnson City Health & Community Fairs, National Network of Libraries of Medicine</i>	\$ 800
<i>Exhibit Award for Medical Library Outreach at Remote Area Medical Clinic, Gray, TN, National Network of Libraries of Medicine</i>	\$ 1,025
<i>Exhibit Award for Medical Library Outreach at Remote Area Medical Clinic, Wise, VA, National Network of Libraries of Medicine</i>	\$ 750
<i>Exhibit Award for Medical Library Outreach at the Rural Health Association of Tennessee, National Network of Libraries of Medicine</i>	\$ 1,745
<i>Exhibit Award for Medical Library Outreach at the Tennessee Public Health Association Conference, National Network of Libraries of Medicine</i>	\$ 1,455
Obstetrics and Gynecology	\$ 106,000
Jernigan, Thomas	\$ 106,000
<i>To Provide Services for OB/GYN, Medical Education Assistance Corporation</i>	\$ 106,000
Pathology	\$ 250,478
Schweitzer, John	\$ 250,478
<i>Postmortem Examinations and Communications, TN Department of Health</i>	\$ 249,278
<i>To Provide Services, Mountain States Health Alliance</i>	\$ 1,200
Pediatrics	\$ 2,852,464
Bailey, Beth	\$ 46,134
<i>Electronic Cigarette Use During Pregnancy, University of Connecticut</i>	\$ 46,134
Hajianpour, MJ	\$ 413,400
<i>Genetics Screening, Testing, Counseling, Education and Follow-up Services 2017-2020, TN Department of Health</i>	\$ 413,400
Popescu, Marcela	\$ 46,000
<i>Hemophilia care clinic for State Program, TN Department of Health</i>	\$ 46,000
Schetzina, Karen	\$ 10,000
<i>Baby Steps Antenatal Drug Exposure Program, American Academy of Pediatrics</i>	\$ 10,000
Tuell, Dawn	\$ 2,336,930
<i>To Provide Services for Pediatrics, Medical Education Assistance Corporation</i>	\$ 2,336,930

DIVISION, DEPARTMENT & PRINCIPAL INVESTIGATOR	VALUE of AWARD
Psychiatry and Behavioral Sciences	\$ 1,105,590
Moser, Michele	\$ 1,040,590
<i>Behavioral Health Services Center of Excellence Services, BlueCare Tennessee</i>	\$ 531,625
<i>TennCare Center of Excellence for Children in State Custody 2017-2022, TN Department of Children's Services</i>	\$ 508,965
Musil, Allen	\$ 65,000
<i>To Provide Services at Woodridge, Mountain States Health Alliance</i>	\$ 65,000
Surgery	\$ 2,158,231
Browder, Isaac William	\$ 863,952
<i>To Provide Services for Trauma Surgeons and Trauma Medical Director at JCMCH, Medical Education Assistance Corporation</i>	\$ 851,952
<i>To Provide Vascular Director Services, Mountain States Health Alliance</i>	\$ 12,000
Fan, Min	\$ 31,016
<i>Cooperative Role of HSPA12B and YAP in Regulation of Antiogenesis After Myocardial Infarction, American Heart Association - National</i>	\$ 31,016
Kleinman, Mark	\$ 442,437
<i>Dysregulation of the Acetylome in Age-Related Macular Degeneration, BrightFocus Foundation</i>	\$ 80,000
<i>The Role of Histone Deacetylases in Age-Related Macular Degeneration, National Institutes of Health</i>	\$ 362,437
Li, Chuanfu	\$ 532,226
<i>Role of Toll-Like Receptor Signaling in Cardiac Ischemia--R01, National Institutes of Health</i>	\$ 532,226
Ozment, Tammy	\$ 288,600
<i>Cellular and Molecular Mechanisms of Fungal Sepsis in the Critically Ill Patient - R01, National Institutes of Health</i>	\$ 288,600
COLLEGE OF NURSING	\$ 3,239,048
Nursing, Office of Practice	\$ 3,101,807
Harris, James	\$ 13,750
<i>Safety Net - MCEHHC - (Mountain City) Primary Care Services for Uninsured Adult Tennesseans 19-64 yrs 2019-2020, TN Department of Health</i>	\$ 13,750
Tolan, Silas	\$ 2,188,388
<i>Health Center Cluster 2019-2020, Health Resources and Services Administration</i>	\$ 2,063,388
<i>Safety Net - CHC - Primary Care Services for Uninsured Adult Tennesseans 19-64 yrs 2019-2020, TN Department of Health</i>	\$ 125,000
Vanhook, Patricia	\$ 899,669
<i>HELP SARA, Health Resources and Services Administration</i>	\$ 499,669
<i>Progressive Resident Experiences for Practitioners to meet Appalachian Rural Healthcare Expectations (PREPARE), Health Resource</i>	\$ 400,000
Nursing, Graduate Programs	\$ 137,241
Rice, Judith	\$ 137,241
<i>PATH 2019-2020 (Projects for Assistance in the Transition from Homelessness), TN Department of Mental Health</i>	\$ 137,241

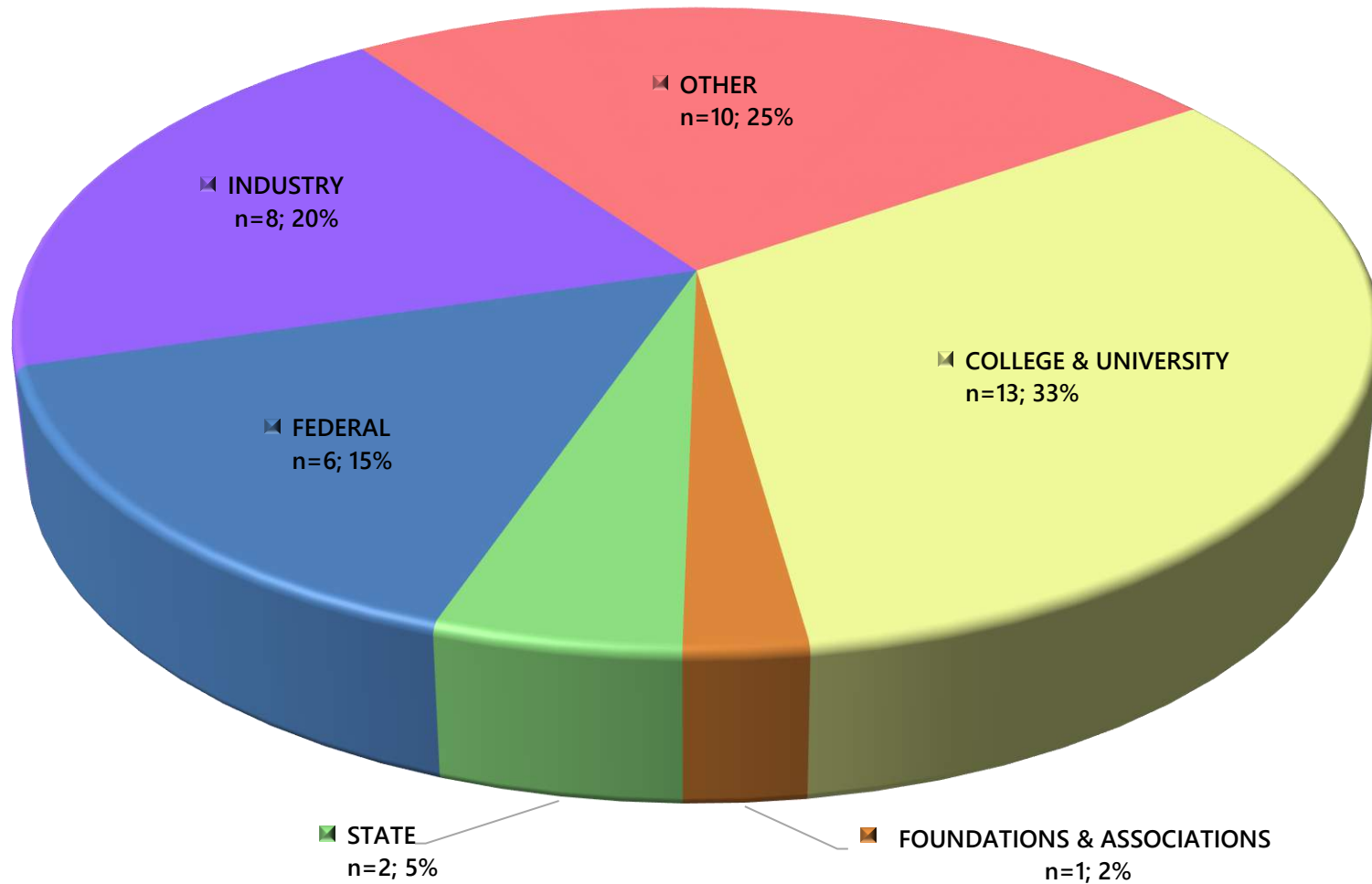
DIVISION, DEPARTMENT & PRINCIPAL INVESTIGATOR	VALUE of AWARD
COLLEGE OF PHARMACY	\$ 11,230
Pharmacy Practice	\$ 11,230
Hagemeier, Nicholas	\$ 11,230
<i>Integrating pharmacy-based prevention and treatment of opioid and other substance use disorders: A survey of pharmacists and stakeholders (Pharm-Serve-SUD), Duke University</i>	\$ 11,230
COLLEGE OF PUBLIC HEALTH	\$ 4,711,245
Biostatistics and Epidemiology	\$ 186,289
Liu, Ying	\$ 47,590
<i>IPA with Veterans Affairs Medical Center, Department of Veterans Affairs</i>	\$ 3,920
<i>Mechanobehavior Distinguishes Mandibular Growth Differences in Two Facial Types, Oregon Health & Science University</i>	\$ 11,050
<i>Oral Health in the Older Adult Population: Assessment in Tennessee, Tennessee Commission on Aging and Disability</i>	\$ 32,620
Maisonet, Mildred	\$ 138,699
<i>Comparing Urban and Rural Effects of Poverty on COPD (CURE COPD) - EPA, Johns Hopkins University</i>	\$ 57,283
<i>Comparing Urban and Rural Effects of Poverty on COPD (CURE COPD) -NIH, Johns Hopkins University</i>	\$ 81,416
Community and Behavioral Health	\$ 343,245
Baker, Mary Kate	\$ 25,745
<i>Likes Pins and Views: Engaging Moms on Teen Indoor Tanning Thru Social Media, Klein Buendel Inc.</i>	\$ 25,745
Hagaman, Angela	\$ 283,000
<i>Tennessee Opioid Screening, Brief Intervention, Referral for Treatment (TN - Opioid SBIRT) 2019-2020, TN Department of Mental Health</i>	\$ 141,500
<i>Tennessee Opioid Screening, Brief Intervention, Referral for Treatment (TN - Opioid SBIRT), TN Department of Mental Health</i>	\$ 141,500
Hillhouse, Joel	\$ 22,000
<i>Randomized Trial of a Social Media-Delivered Intervention Targeting Indoor Tanning Users, Rutgers University</i>	\$ 22,000
Mathis, Stephanie	\$ 12,500
<i>Carter Connects for Prevention Drug Free Communities, Promise Center, The</i>	\$ 12,500

DIVISION, DEPARTMENT & PRINCIPAL INVESTIGATOR	VALUE of AWARD
Dean, College of Public Health	\$ 21,268
Kidwell, Ginny	\$ 21,268
<i>Northeast TN Healthcare Quality Improvement Collaborative, University of Indianapolis</i>	\$ 21,268
Environmental Health	\$ 17,094
Scheuerman, Phillip	\$ 5,144
<i>Semi-Annual Macroinvertebrate Semi-Quantitative Single Habitat Stream Survey (SQSH) for Two Sites Located on Brush Creek, Johnson City, Tennessee, Johnson City, TN, City of</i>	\$ 5,144
Silver, Kenneth	\$ 11,950
<i>Evaluation of Tomato Worker Ergonomics using Electromyography, University of Kentucky College of Public Health</i>	\$ 11,950
Health Sciences	\$ 963,095
Chandley, Michelle	\$ 158,788
<i>Neuroinflammatory Mediators of Glutamatergic & GABAergic Neuropathology in the Anterior Cingulate Cortex of Autism Spectrum Disorder R15, National Institutes of Health</i>	\$ 158,788
Forsman, Allan	\$ 156,365
<i>Identification of Central Neural Pathways Responsible For FGF21-induced Changes in Sympathetic Metabolic and Cardiovascular Activity--R15, National Institutes of Health</i>	\$ 156,365
Lu, Yongke	\$ 342,429
<i>Nicotine and Alcoholic Liver Disease, National Institutes of Health</i>	\$ 342,429
Peterson, Jonathan	\$ 148,000
<i>Liver-Adipose Tissue Crosstalk in NAFLD: Role of the Novel Adipokine CRP3 -- R15, National Institutes of Health</i>	\$ 148,000
Zahner, Matthew	\$ 157,513
<i>Characterizing the Role for the Dorsomedial Hypothalamic Nucleus in the Cardiogenic Sympathetic Afferent Reflex R15, National Institutes of Health</i>	\$ 157,513
Health Services Management and Policy	\$ 3,180,254
Dula, Taylor	\$ 25,000
<i>Region IV Public Health Training Center, Emory University - Atlanta</i>	\$ 25,000
Khoury, Amal Jamil	\$ 3,145,304
<i>Evaluation of the South Carolina Initiative to Reduce Unintended Pregnancy, Private Funder</i>	\$ 3,145,304
Smith, Mike	\$ 9,950
<i>Surveillance System for Muscular Dystrophies & Neuromuscular Disorders, University of South Carolina</i>	\$ 9,950

DIVISION, DEPARTMENT & PRINCIPAL INVESTIGATOR	VALUE of AWARD
OFFICE OF ADMINISTRATION	\$ 5,000
Public Safety	\$ 5,000
Mayberry, Jennifer	\$ 5,000
<i>High Visibility Grant, TN Governor's Highway Safety Office</i>	\$ 5,000
OFFICE OF THE PRESIDENT	\$ 178,433
WETS Campus Radio FM	\$ 178,433
Winkler, Wayne	\$ 178,433
<i>Community Service Grant 2018-2020, Corporation for Public Broadcasting</i>	\$ 53,047
<i>Community Service Grant 2019-2021, Corporation for Public Broadcasting</i>	\$ 50,386
<i>CPB CARES Funding 2020, Corporation for Public Broadcasting</i>	\$ 75,000
STUDENT AFFAIRS	\$ 23,589
Multicultural Affairs	\$ 23,589
Terry, Laura	\$ 23,589
<i>2019 Summer Leadership Institute Program, Conexion Americas</i>	\$ 23,589
UNIVERSITY CENTERS	\$ 9,646,321
Center for Appalachian Studies	\$ 277,580
Roach, Ron	\$ 247,781
<i>Appalachian Teaching Project, Appalachian Regional Commission</i>	\$ 150,650
<i>Governor's School for the Scientific Exploration of Tennessee Heritage 2019-2020, TN Department of Education</i>	\$ 97,131
Smith, Jeremy	\$ 29,799
<i>Cataloging the Lewis Deneumoustier Collection in the Archives of Appalachia, Gladys Krieble Delmas Foundation</i>	\$ 19,799
<i>Digitizing the Archives of Appalachia's Vernacular Music Festival Recordings, National Recording Preservation Foundation</i>	\$ 10,000
Center for Community Outreach and Family Services	\$ 7,868,402
Leger, Robert	\$ 7,868,402
<i>Families First, TN Department of Human Services</i>	\$ 4,602,247
<i>Family Focused Solutions, TN Department of Human Services</i>	\$ 741,014
<i>Northeast Tennessee Nurse-Family Partnership, TN Department of Human Services</i>	\$ 1,163,077
<i>WIOA Title One Career Services, Alliance for Business and Training</i>	\$ 265,393
<i>Workforce Innovation & Opportunity Act: American Job Center-One-Stop Operator, Alliance for Business and Training</i>	\$ 223,707
<i>Workforce Innovation & Opportunity Act: Title 1 Career Service Provider, Alliance for Business and Training</i>	\$ 872,964

DIVISION, DEPARTMENT & PRINCIPAL INVESTIGATOR	VALUE of AWARD
Center for Early Childhood Learning and Development	\$ 1,280,072
Hale, Kimberly	\$ 1,167,072
<i>Building Regional Capacity to Improve the Development & Educational Readiness of Children in NE TN, Blue Cross Blue Shield of Tennessee Health Foundation</i>	\$ 50,000
<i>Building Regional Capacity to Improve the Development & Educational Readiness of Children in NE TN, Johnson City, TN, City of</i>	\$ 40,000
<i>Building Regional Capacity to Improve the Development & Educational Readiness of Children in NE TN, Washington County Department of Education</i>	\$ 20,000
<i>Building Regional Capacity to Improve the Development & Educational Readiness of Children in NE TN, Washington County, TN</i>	\$ 20,000
<i>Center of Excellence in Early Childhood 2019-2020, TN Higher Education Commission Child</i>	\$ 188,500
<i>Care Access Means Parents in School --- CCAMPIS at ETSU, Department of Education</i>	\$ 196,648
<i>ETSU Technical Assistance Project, TN Department of Education</i>	\$ 72,000
<i>Expanding Horizons: Early Intervention Project, TN Department of Education</i>	\$ 575,924
<i>TDHS Support and Enhancement Grant, TN Department of Human Services</i>	\$ 4,000
Mietzner, Sara	\$ 113,000
<i>TECTA Tuition 2018-2019, Tennessee State University</i>	\$ 34,000
<i>TECTA Tuition 2019-2020, Tennessee State University</i>	\$ 79,000
Center of Excellence in Math and Science Education	\$ 220,267
Godbole, Anant	\$ 126,612
<i>Governor's School in the Integration of Biological & Statistical Sciences, TN Department of Education</i>	\$ 89,314
<i>Integrating Computing into the High School Mathematics Curriculum, Battelle Memorial Institute</i>	\$ 37,298
Tai, Chih-Che	\$ 93,655
<i>Integrating STEM and Literacy with Computation in Elementary Education (i-SLICEE), Department of Education</i>	\$ 93,655
Grand Total	\$ 53,626,268


Chart VI. EAST TENNESSEE STATE UNIVERSITY
FY20 NON-FINANCIAL AGREEMENTS¹: NUMBER & PERCENT OF TOTAL (N=40) BY
ENTITY TYPE



¹ Includes Memoranda of Understanding and Data Use, Non-Disclosure and Material Transfer Agreements



EAST TENNESSEE STATE UNIVERSITY



Office of Research and Sponsored Programs Administration
405 Ross Hall • Box 70565 • Johnson City, Tennessee 37614

Phone: (423) 439-6052 • e-Mail: research@etsu.edu • Website: www.etsu.edu/research/orspa/