



EAST TENNESSEE STATE  
UNIVERSITY

Office of Research and  
Sponsored Programs

# FY2021 ANNUAL REPORT

**EAST TENNESSEE STATE UNIVERSITY**  
**Office of Research and Sponsored Programs Administration**  
**Annual Report FY2021**

**TABLE OF CONTENTS**

<b>SECTION I: Historical Data FY96-FY21</b>	<b>4</b>	Chart III: FY21 Funding Requests Submitted: Number, Value & Percent Value by Activity & Sponsor Type	13
Table I: Extramural Sponsored Activity FY96-21	4	Table IV: FY21 Awards Received: Number, Value & Percent Value by Activity & Sponsor Type	14
Chart I: Extramural Sponsored Activity FY96-21	5	Chart IV: FY21 Awards Received: Number, Value & Percent Value by Activity & Sponsor Type	15
<b>SECTION II: FY21 Extramural Activity: Sponsor &amp; Project Type</b>	<b>6</b>	<b>SECTION III: FY21 Extramural Activity: Division, Department &amp; Principal Investigator</b>	<b>16</b>
Table II: FY21 Funding Requests Submitted & Awards Received: Number & Value by Sponsor Type & Name	6	Table V: FY21 Funding Requests Submitted & Awards Received: Number & Value by Division & Department	16
<i>Federal</i>	6	<i>Academic Affairs</i>	16
<i>State</i>	6	<i>Cares Act Funding</i>	16
<i>Foundations &amp; Associations</i>	7	<i>College of Arts &amp; Sciences</i>	16
<i>Industry</i>	8	<i>College of Business &amp; Technology</i>	16
<i>College &amp; University</i>	9	<i>College of Clinical &amp; Rehabilitative Sciences</i>	16
<i>Other</i>	10	<i>College of Education</i>	17
Chart II: FY21 Funding Requests Submitted & Awards Received: Number & Value by Sponsor Type	11	<i>College of Medicine</i>	17
Table III: FY21 Funding Requests Submitted: Number, Value & Percent Value by Activity & Sponsor Type	12	<i>College of Nursing</i>	17
		<i>College of Pharmacy</i>	17

*Continued on next page*

<i>College of Public Health</i>	18
<i>Office of Administration</i>	18
<i>Office of the President</i>	18
<i>Student Affairs</i>	18
<i>University Centers</i>	18
Chart V: FY21 Value & Percent of Awards Received by Division	19
Table VI: FY21 Sponsored Activity Overview	20
Table VII: FY21 Value of Awards Received by Division, Department & Principal Investigator	21
<i>Academic Affairs</i>	21
<i>Cares Act Funding</i>	21
<i>College of Arts &amp; Sciences</i>	21
<i>College of Business &amp; Technology</i>	24
<i>College of Clinical &amp; Rehabilitative Health Sciences</i>	25
<i>College of Education</i>	25
<i>College of Medicine</i>	26
<i>College of Nursing</i>	31
<i>College of Pharmacy</i>	32
<i>College of Public Health</i>	33
<i>Office of Administration</i>	35
<i>Office of the President</i>	35
<i>Student Affairs</i>	36
<i>University Centers</i>	36

**SECTION IV: FY21 Extramural Activity:  
Non-Financial Agreements 38**

Chart VI: FY21 Non-Financial Agreements: Number & Percent of Total by Entity Type	38
---	----

**Cover Images**



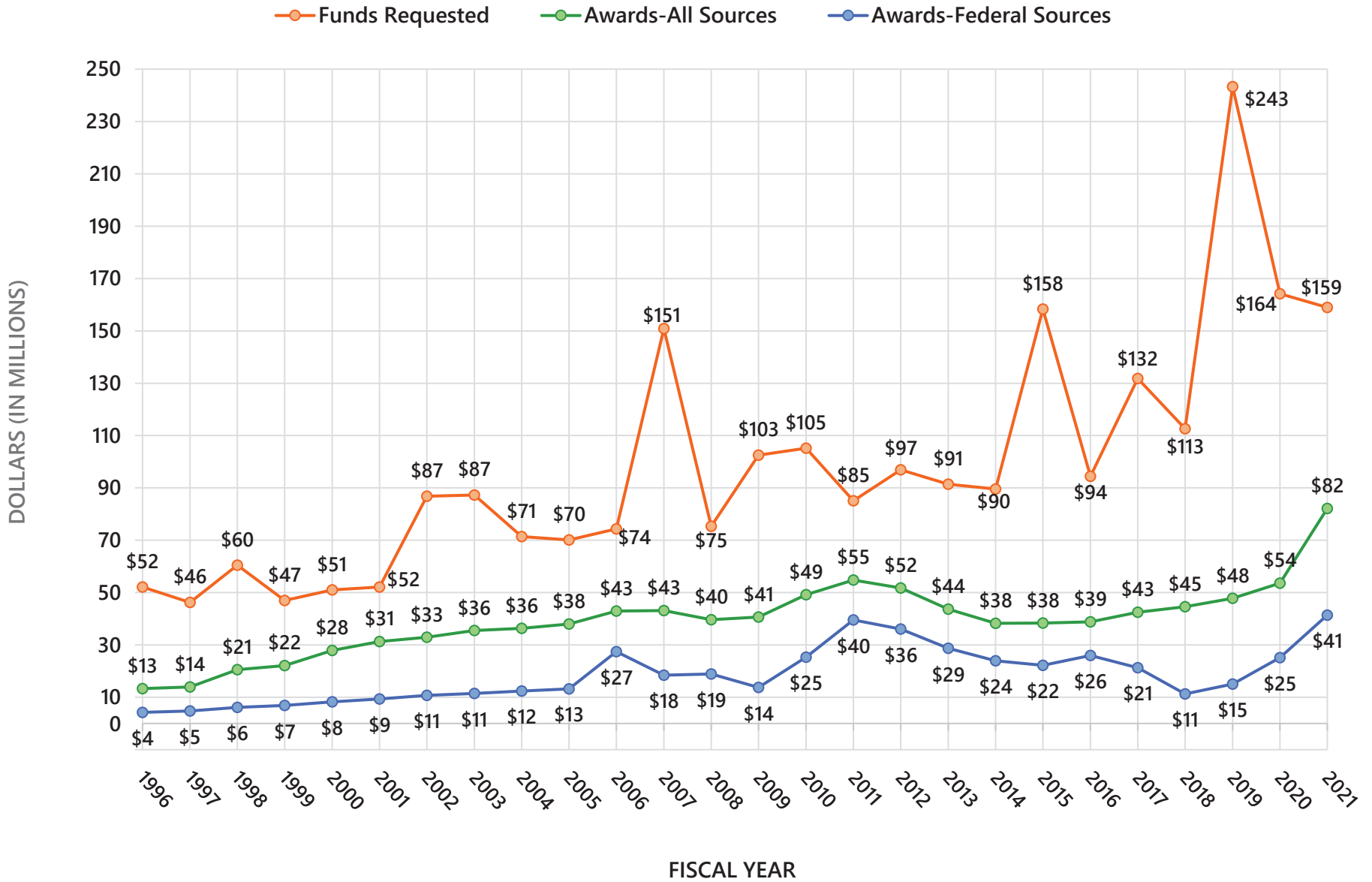
*The front and back cover display images taken from Dr. Arceo-Gomez's research. His research aims to evaluate the ecological and evolutionary consequences of plant-animal interactions. Particularly of interactions between plants and their pollinators. Current research in his lab aims to understand the processes and mechanisms that allow plant coexistence, flowering overlap and pollinator-sharing in diverse plant communities.*

**Table I. East Tennessee State University  
Extramural Sponsored Activity FY96 to FY21**

<b>FISCAL YEAR</b>	<b>FUNDING REQUESTS SUBMITTED</b>		<b>AWARDS RECEIVED</b>		
	<i>Number</i>	<i>Value</i>	<i>Number</i>	<b>All Sources <i>Value</i></b>	<b>Federal Sources <i>Value</i></b>
2021	277	\$158,952,772	237	\$82,133,208	\$41,406,889
2020	283	\$164,174,991	188	\$53,626,268	\$25,194,155
2019	299	\$243,304,388	196	\$47,842,718	\$15,034,313
2018	258	\$112,647,144	185	\$44,610,307	\$11,316,803
2017	267	\$131,778,182	189	\$42,524,153	\$21,308,066
2016	252	\$94,438,572	199	\$38,811,378	\$25,946,431
2015	271	\$158,321,979	198	\$38,386,014	\$22,199,222
2014	265	\$89,541,339	185	\$38,243,526	\$23,913,645
2013	250	\$91,449,759	211	\$43,729,537	\$28,709,316
2012	279	\$96,934,537	230	\$51,760,956	\$36,111,256
2011	282	\$85,087,381	267	\$54,808,372	\$39,512,605
2010	314	\$105,165,783	227	\$49,219,792	\$25,340,273
2009	324	\$102,533,416	268	\$40,701,308	\$13,812,509
2008	335	\$75,335,784	298	\$39,691,883	\$18,942,484
2007	335	\$150,862,801	257	\$43,166,261	\$18,469,946
2006	348	\$74,365,922	226	\$42,975,074	\$27,482,414
2005	318	\$70,107,108	198	\$38,003,277	\$13,259,147
2004	308	\$71,425,332	175	\$36,333,065	\$12,422,446
2003	291	\$87,316,579	159	\$35,546,106	\$11,468,714
2002	300	\$86,788,650	181	\$32,975,663	\$10,778,425
2001	275	\$52,169,601	193	\$31,300,521	\$9,351,126
2000	276	\$51,018,819	176	\$27,912,726	\$8,304,272
1999	287	\$47,008,532	187	\$22,164,122	\$6,877,435
1998	321	\$60,495,224	187	\$20,596,210	\$6,155,361
1997	307	\$46,245,449	172	\$13,985,241	\$4,734,609
1996	265	\$52,131,589	189	\$13,323,465	\$4,243,248



### Chart I. East Tennessee State University Extramural Sponsored Activity FY96 to FY21



**Table II. East Tennessee State University  
FY21 Funding Requests Submitted & Awards Received:  
Number & Value by Sponsor Type & Name**

SPONSOR TYPE & NAME	FUNDING REQUESTS SUBMITTED		AWARDS RECEIVED	
	<i>Number</i>	<i>Value</i>	<i>Number</i>	<i>Value</i>
<b>FEDERAL</b>	<b>122</b>	<b>\$ 105,799,329</b>	<b>91</b>	<b>\$ 41,406,889</b>
Appalachian Regional Commission	2	\$ 349,500	3	\$ 953,890
Centers for Disease Control and Prevention/DHHS	2	\$ 3,433,463		
Corporation for Public Broadcasting	2	\$ 227,149	4	\$ 282,603
Department of Agriculture	3	\$ 336,069	2	\$ 136,069
Department of Defense	4	\$ 3,737,639	1	\$ 289,245
Department of Education	6	\$ 15,031,466	17	\$ 23,261,035
Department of Justice	1	\$ 7,200		
Environmental Protection Agency	1	\$ 483,938		
Federal Emergency Management Agency	1	\$ 210,000		
Health Resources and Services Administration/DHHS	7	\$ 6,609,397	9	\$ 5,477,351
National Aeronautics & Space Administration			3	\$ 19,230
National Endowment for the Humanities	1	\$ 225,266		
National Institute of Food and Agriculture/Department of Agriculture	1	\$ 20,000	1	\$ 20,000
National Institute of Justice/Department of Justice	1	\$ 490,629		
National Institutes of Health/DHHS	74	\$ 73,179,308	30	\$ 9,553,293
National Science Foundation	2	\$ 699,427	4	\$ 844,872
Smithsonian Astrophysical Observatory	1	\$ 38,619	2	\$ 25,622
Tennessee Valley Authority			1	\$ 9,999
Veterans Affairs Medical Center	13	\$ 720,260	14	\$ 533,681
<b>STATE</b>	<b>24</b>	<b>\$ 18,576,161</b>	<b>43</b>	<b>\$ 13,313,305</b>
TN Arts Commission	1	\$ 4,020	1	\$ 4,020
TN Board of Regents	4	\$ 250,000	4	\$ 245,088
TN Bureau of TennCare	1	\$ 6,106,400	1	\$ 6,106,400
TN Commission on Aging and Disability			1	\$ 33,591

SPONSOR TYPE & NAME	FUNDING REQUESTS SUBMITTED		AWARDS RECEIVED	
	<i>Number</i>	<i>Value</i>	<i>Number</i>	<i>Value</i>
TN Department of Children's Services			1	\$ 508,965
TN Department of Commerce and Insurance	1	\$ 4,060	1	\$ 4,060
TN Department of Education	1	\$ 223,600	6	\$ 848,661
TN Department of Health	6	\$ 2,460,497	14	\$ 2,250,584
TN Department of Human Services	2	\$ 6,602,247	3	\$ 2,328,795
TN Department of Intellectual and Developmental Disabilities	2	\$ 2,000,501	2	\$ 52,285
TN Department of Mental Health and Substance Abuse Services	2	\$ 411,331	4	\$ 419,456
TN Department of Transportation	1	\$ 2,500	1	\$ 2,500
TN Governor's Highway Safety Office	1	\$ 5,005	1	\$ 5,000
TN Higher Education Commission	2	\$ 506,000	2	\$ 495,900
TN Wildlife Resources Agency			1	\$ 8,000
<b>FOUNDATIONS &amp; ASSOCIATIONS</b>	<b>43</b>	<b>\$ 12,182,116</b>	<b>25</b>	<b>\$ 3,423,943</b>
ACS Petroleum Research Fund			1	\$ 20,000
American Diabetes Association			1	\$ 100,000
American Educational Research Association	1	\$ 4,000	1	\$ 4,000
American Heart Association - National	3	\$ 355,932	2	\$ 108,016
American Orthotic and Prosthetic Association	1	\$ 30,000		
American Speech-Language-Hearing Association			1	\$ 76,506
Association for the Sociology of Religion	1	\$ 21,000	1	\$ 10,500
Association of Infant Mental Health in Tennessee	1	\$ 161,371		
Association of periOperative Registered Nurses	1	\$ 10,000	1	\$ 10,000
Battelle Memorial Institute			1	\$ 30,148
CCI Research Foundation	2	\$ 49,977		
Childhood Arthritis and Rheumatology Research Alliance	1	\$ 38,659		
Cigna Foundation	1	\$ 159,453		
Cystic Fibrosis Foundation	1	\$ 273,640		
Discovery Center	1	\$ 426,724		
Dollar General Literacy Foundation	1	\$ 10,000		
Equality Can't Wait Foundation	1	\$ 9,999,629		

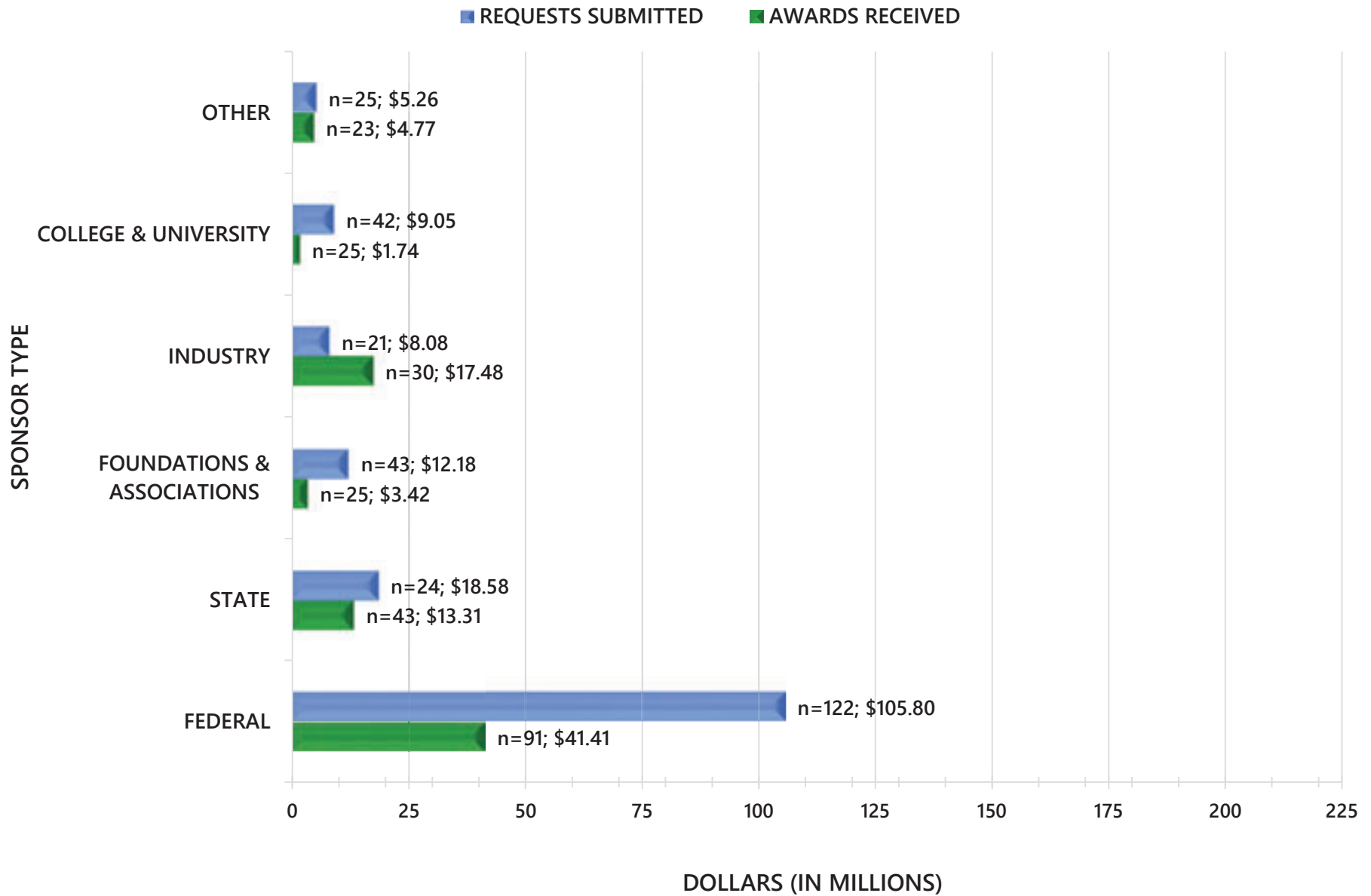
SPONSOR TYPE & NAME	FUNDING REQUESTS SUBMITTED		AWARDS RECEIVED	
	<i>Number</i>	<i>Value</i>	<i>Number</i>	<i>Value</i>
First Tennessee Human Resource Agency			1	\$ 27,400
Grammy Museum	1	\$ 14,250		
Great Smoky Mountains Conservation Association	1	\$ 9,913	1	\$ 9,913
International Society for Clinical Densitometry	1	\$ 27,591	1	\$ 27,591
Japan Foundation			1	\$ 30,000
Meals on Wheels	1	\$ 23,293		
Mountain Home Research and Education Corporation	2	\$ 103,143	1	\$ 63,502
National Academic Advising Association	1	\$ 3,000		
National Council of Teachers of English	1	\$ 2,500	1	\$ 2,500
National Geographic Society	1	\$ 7,050	1	\$ 7,050
National Network of Libraries of Medicine			2	\$ 3,262
Niswonger Foundation	2	\$ 95,234	1	\$ 10,000
Oak Ridge Associated Universities	1	\$ 5,000	1	\$ 5,000
Pharmacy Technician Certification Board	1	\$ 4,955	1	\$ 4,955
PhRMA Foundation	1	\$ 100,000		
Private Foundation (SCI)			1	\$ 2,802,979
Sigma Nursing	5	\$ 55,000	1	\$ 20,000
Society of Family Planning	1	\$ 38,431	1	\$ 40,621
South Arts	1	\$ 10,000	1	\$ 10,000
Spencer Foundation	3	\$ 114,847		
The Rapha Foundation	1	\$ 7,600		
Tom E. Dailey Foundation, Inc.	1	\$ 4,924		
U.S. Civilian Research and Development Foundation	1	\$ 15,000		
<b>INDUSTRY</b>	<b>21</b>	<b>\$ 8,076,706</b>	<b>30</b>	<b>\$ 17,475,387</b>
Abundant Health Acquisition	1	\$ 51,028	1	\$ 51,028
Ballad Health	6	\$ 3,152,457	5	\$ 1,216,811
Cherokee Health Systems			1	\$ 10,200
Cultural Resources Analysts, Inc.			1	\$ 5,950
Development Services Group, Inc.	1	\$ 13,266	1	\$ 13,266



SPONSOR TYPE & NAME	FUNDING REQUESTS SUBMITTED		AWARDS RECEIVED	
	<i>Number</i>	<i>Value</i>	<i>Number</i>	<i>Value</i>
Ear, Nose & Throat Associates P.C.			1	\$ 7,000
Frontier Health, Inc.			1	\$ 12,200
Medical Education Assistance Corporation	6	\$ 2,889,922	8	\$ 3,954,874
Mountain States Health Alliance	2	\$ 1,634,900	4	\$ 399,090
MountainPass Technology	1	\$ 31,066	1	\$ 31,066
Nashville Pharmacy			1	\$ 11,691,835
P2D Bioscience			1	\$ 15,000
Pearson Biology	1	\$ 4,400	1	\$ 4,400
Pfizer Pharmaceuticals	1	\$ 250,000		
State of Franklin Healthcare Associates			1	\$ 13,000
West Virginia Research Corporation	1	\$ 15,000	1	\$ 15,000
Wingfield Environmental, Inc.	1	\$ 34,667	1	\$ 34,667
<b>COLLEGE &amp; UNIVERSITY</b>	<b>42</b>	<b>\$ 9,053,870</b>	<b>25</b>	<b>\$ 1,743,929</b>
Augusta University	3	\$ 2,664,208		
Duke University	3	\$ 137,557	1	\$ 8,017
Emory University - Atlanta			1	\$ 30,815
George Mason University	2	\$ 210,343		
Harvard University	1	\$ 764,936	1	\$ 129,870
High Point University	1	\$ 78,302		
Medical University of South Carolina	8	\$ 840,008	2	\$ 20,238
Middle Tennessee State University	1	\$ 206,000	1	\$ 206,000
Oregon Health & Science University	1	\$ 129,087	1	\$ 12,095
Space Telescope Science Institute			2	\$ 152,532
Tennessee State University	2	\$ 531,652	3	\$ 540,652
The University of Chicago	1	\$ 539,108		
University of California Los Angeles			1	\$ 222,000
University of Connecticut			1	\$ 91,690
University of Kentucky	4	\$ 464,859	1	\$ 1,250
University of Kentucky College of Public Health	2	\$ 15,979	3	\$ 35,419

SPONSOR TYPE & NAME	FUNDING REQUESTS SUBMITTED		AWARDS RECEIVED	
	<i>Number</i>	<i>Value</i>	<i>Number</i>	<i>Value</i>
University of Michigan	1	\$ 128,016		
University of North Carolina Chapel Hill	1	\$ 24,993		
University of North Carolina Charlotte	2	\$ 995,758	1	\$ 61,850
University of Oregon			1	\$ 21,830
University of Tennessee at Knoxville	2	\$ 89,915	1	\$ 24,996
University of Tennessee Health Science Center	1	\$ 72,685		
Vanderbilt University	3	\$ 1,068,737	3	\$ 182,675
Virginia Polytechnic Institute and State University	1	\$ 45,020		
West Virginia University	1	\$ 44,707		
Western North American Naturalist	1	\$ 2,000	1	\$ 2,000
<b>OTHER</b>	<b>25</b>	<b>\$ 5,264,590</b>	<b>23</b>	<b>\$ 4,769,755</b>
Alliance for Business and Training	1	\$ 274,942	3	\$ 2,299,401
Appalachian Sustainable Development	1	\$ 151,702	1	\$ 48,911
Binational Agricultural Research and Development Fund			1	\$ 54,000
BlueCare Tennessee			1	\$ 521,085
Boston Children's Hospital	1	\$ 364,919		
Coleridge Initiative, Inc	1	\$ 70,000	1	\$ 70,000
Johnson City Public Library	1	\$ 10,175	1	\$ 10,175
Johnson City, TN, City of			1	\$ 9,423
Kingsport City Schools	1	\$ 38,000	1	\$ 38,000
National Opinion Research Center	8	\$ 296,955	7	\$ 225,750
Patient-Centered Outcomes Research Institute	2	\$ 421,886		
Promise Center, The	1	\$ 7,487		
Public Health Accreditation Board	1	\$ 5,000	1	\$ 5,000
Republic of the Marshall Islands	2	\$ 230,379	1	\$ 15,000
Students Learn Students Vote Coalition	1	\$ 5,000	1	\$ 5,000
Upper East Tennessee Human Development Agency	1	\$ 1,920,135		
Various Sponsors	3	\$ 1,468,010	3	\$ 1,468,010
<b>Grand Total</b>	<b>277</b>	<b>\$ 158,952,772</b>	<b>237</b>	<b>\$ 82,133,208</b>

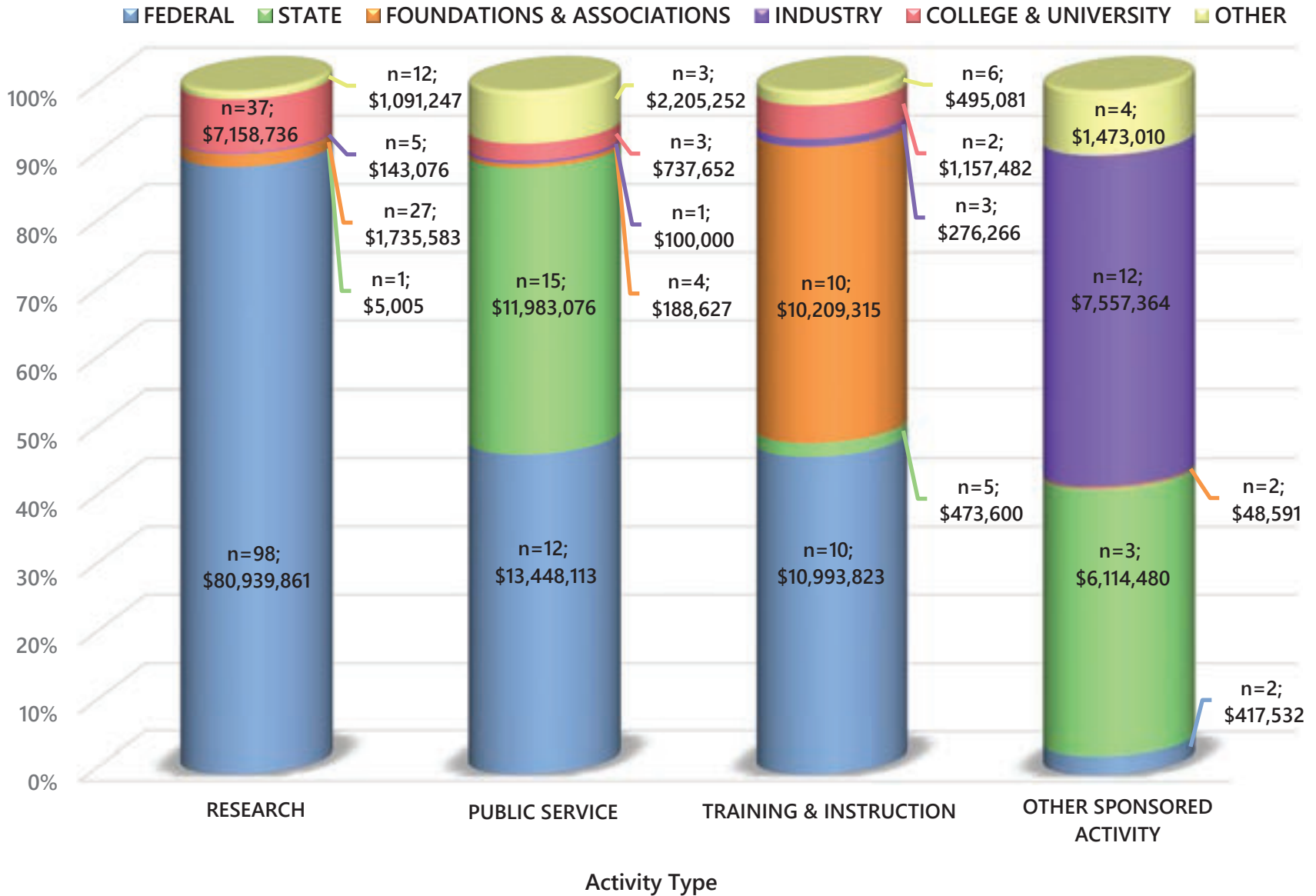
Chart II. East Tennessee State University  
 FY21 Funding Requests Submitted & Awards Received: Number & Value by Sponsor Type



**Table III. East Tennessee State University  
FY21 Funding Requests Submitted:  
Number, Value & Percent Value by Activity & Sponsor Type**

ACTIVITY & SPONSOR TYPE	Funding Requests Submitted		
	<i>Number</i>	<i>Value</i>	<i>% Value</i>
<b>RESEARCH</b>	<b>180</b>	<b>\$ 91,073,508</b>	<b>57.30%</b>
FEDERAL	98	\$ 80,939,861	50.92%
STATE	1	\$ 5,005	0.00%
FOUNDATIONS & ASSOCIATIONS	27	\$ 1,735,583	1.09%
INDUSTRY	5	\$ 143,076	0.09%
COLLEGE & UNIVERSITY	37	\$ 7,158,736	4.50%
OTHER	12	\$ 1,091,247	0.69%
<b>TRAINING &amp; INSTRUCTION</b>	<b>36</b>	<b>\$ 23,605,567</b>	<b>14.85%</b>
FEDERAL	10	\$ 10,993,823	6.92%
STATE	5	\$ 473,600	0.30%
FOUNDATIONS & ASSOCIATIONS	10	\$ 10,209,315	6.42%
INDUSTRY	3	\$ 276,266	0.17%
COLLEGE & UNIVERSITY	2	\$ 1,157,482	0.73%
OTHER	6	\$ 495,081	0.31%
<b>PUBLIC SERVICE</b>	<b>38</b>	<b>\$ 28,662,720</b>	<b>18.03%</b>
FEDERAL	12	\$ 13,448,113	8.46%
STATE	15	\$ 11,983,076	7.54%
FOUNDATIONS & ASSOCIATIONS	4	\$ 188,627	0.12%
INDUSTRY	1	\$ 100,000	0.06%
COLLEGE & UNIVERSITY	3	\$ 737,652	0.46%
OTHER	3	\$ 2,205,252	1.39%
<b>OTHER SPONSORED ACTIVITY</b>	<b>23</b>	<b>\$ 15,610,977</b>	<b>9.82%</b>
FEDERAL	2	\$ 417,532	0.26%
STATE	3	\$ 6,114,480	3.85%
FOUNDATIONS & ASSOCIATIONS	2	\$ 48,591	0.03%
INDUSTRY	12	\$ 7,557,364	4.75%
OTHER	4	\$ 1,473,010	0.93%
<b>Grand Total</b>	<b>277</b>	<b>\$ 158,952,772</b>	<b>100%</b>

Chart III. East Tennessee State University  
 Breakdown of FY21 Funding Requests Submitted:  
 Number, Value & Percent Value by Activity & Sponsor Type

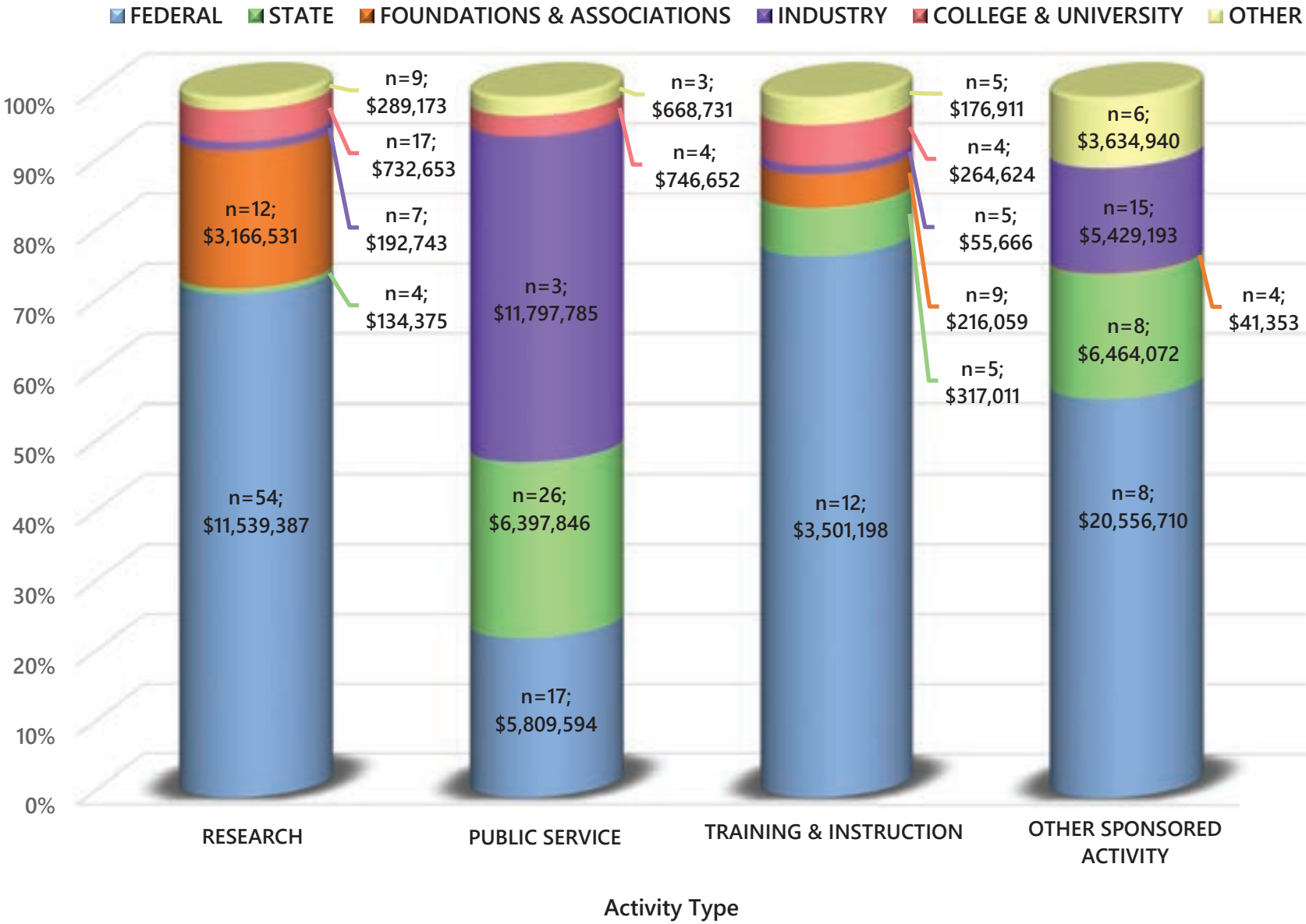


**Table IV. East Tennessee State University  
FY21 Awards Received:  
Number, Value & Percent Value by Activity & Sponsor Type**

ACTIVITY & SPONSOR TYPE	Number	AWARDS RECEIVED		
		Value	% Value	
<b>RESEARCH</b>	<b>103</b>	<b>\$ 16,054,862</b>	<b>19.55%</b>	
FEDERAL	54	\$ 11,539,387	14.05%	
STATE	4	\$ 134,375	0.16%	
FOUNDATIONS & ASSOCIATIONS	12	\$ 3,166,531	3.86%	
INDUSTRY	7	\$ 192,743	0.23%	
COLLEGE & UNIVERSITY	17	\$ 732,653	0.89%	
OTHER	9	\$ 289,173	0.35%	
<b>TRAINING &amp; INSTRUCTION</b>	<b>40</b>	<b>\$ 4,531,469</b>	<b>5.52%</b>	
FEDERAL	12	\$ 3,501,198	4.26%	
STATE	5	\$ 317,011	0.39%	
FOUNDATIONS & ASSOCIATIONS	9	\$ 216,059	0.26%	
INDUSTRY	5	\$ 55,666	0.07%	
COLLEGE & UNIVERSITY	4	\$ 264,624	0.32%	
OTHER	5	\$ 176,911	0.22%	
<b>PUBLIC SERVICE</b>	<b>53</b>	<b>\$ 25,420,608</b>	<b>30.95%</b>	
FEDERAL	17	\$ 5,809,594	7.07%	
STATE	26	\$ 6,397,846	7.79%	
INDUSTRY	3	\$ 11,797,785	14.36%	
COLLEGE & UNIVERSITY	4	\$ 746,652	0.91%	
OTHER	3	\$ 668,731	0.81%	
<b>OTHER SPONSORED ACTIVITY</b>	<b>41</b>	<b>\$ 36,126,268</b>	<b>43.98%</b>	
FEDERAL	8	\$ 20,556,710	25.03%	
STATE	8	\$ 6,464,072	7.87%	
FOUNDATIONS & ASSOCIATIONS	4	\$ 41,353	0.05%	
INDUSTRY	15	\$ 5,429,193	6.61%	
OTHER	6	\$ 3,634,940	4.43%	
<b>Grand Total</b>	<b>237</b>	<b>\$ 82,133,208</b>	<b>100%</b>	



**Chart IV. East Tennessee State University  
Breakdown of FY21 Awards Received:  
Number, Value & Percent Value by Activity & Sponsor Type**



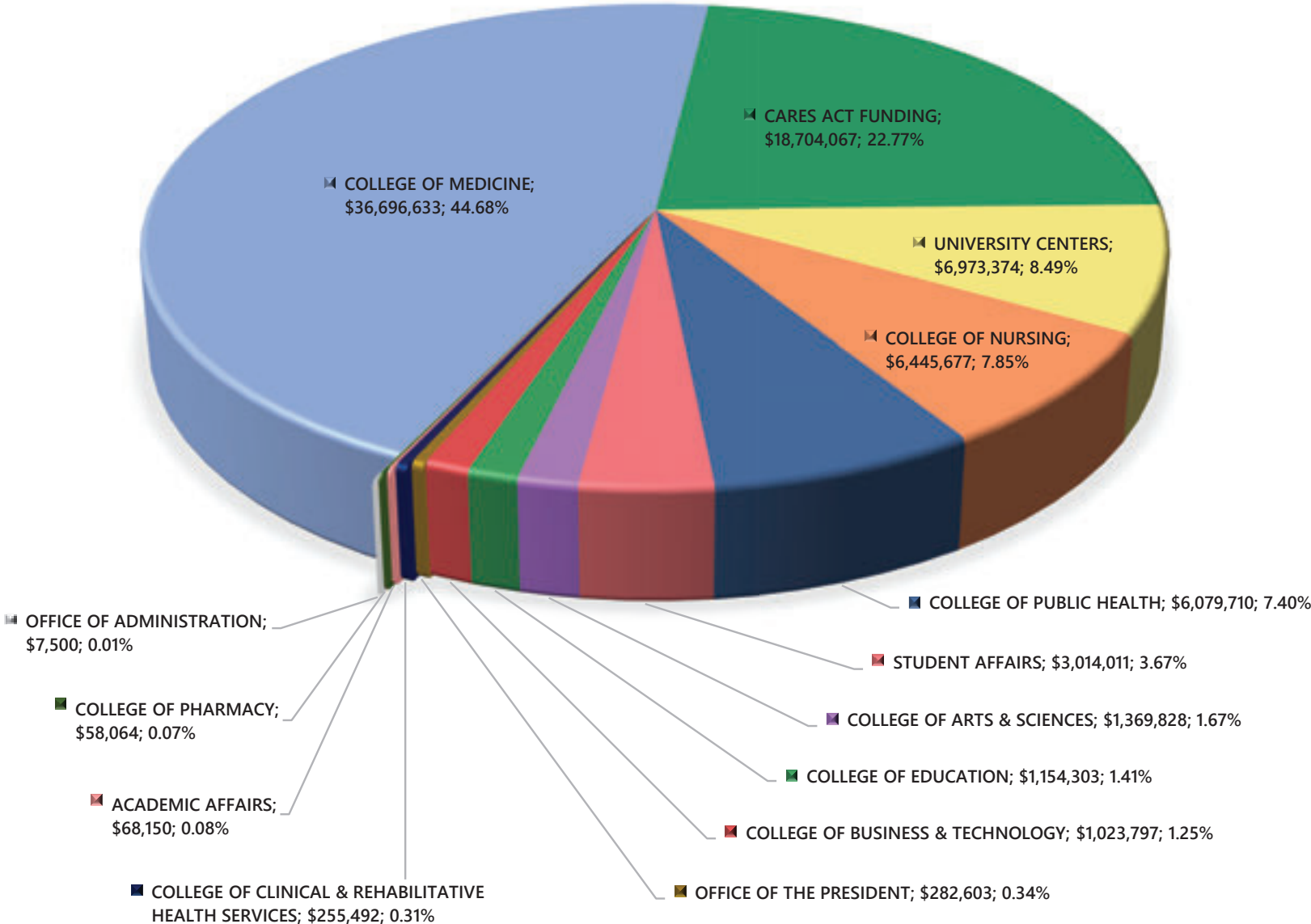
**Table V. East Tennessee State University  
FY21 Funding Requests Submitted & Awards Received:  
Number & Value by Division & Department**

DIVISION & DEPARTMENT	FUNDING REQUESTS SUBMITTED		AWARDS RECEIVED	
	<i>Number</i>	<i>Value</i>	<i>Number</i>	<i>Value</i>
<b>ACADEMIC AFFAIRS</b>			<b>2</b>	<b>\$ 68,150</b>
Research and Sponsored Programs, Office of			2	\$ 68,150
<b>CARES ACT FUNDING</b>			<b>3</b>	<b>\$ 18,704,067</b>
Institutional Support			1	\$ 760,234
Student Support			2	\$ 17,943,833
<b>COLLEGE OF ARTS &amp; SCIENCES</b>	<b>27</b>	<b>\$ 3,733,372</b>	<b>34</b>	<b>\$ 1,369,828</b>
Art and Design	1	\$ 4,020	1	\$ 4,020
Biological Sciences	5	\$ 244,400	7	\$ 551,585
Chemistry	2	\$ 554,108	2	\$ 30,716
Criminal Justice and Criminology	1	\$ 490,629		
Geosciences	2	\$ 693,938		
Literature and Language			2	\$ 42,000
Mathematics and Statistics			1	\$ 104,935
Natural History Museum - Fossil Site	3	\$ 18,963	3	\$ 18,963
Physics and Astronomy	2	\$ 438,619	9	\$ 452,336
Psychology	7	\$ 1,126,752	4	\$ 62,800
Sociology and Anthropology	4	\$ 161,943	5	\$ 102,473
<b>COLLEGE OF BUSINESS &amp; TECHNOLOGY</b>	<b>8</b>	<b>\$ 419,411</b>	<b>9</b>	<b>\$ 1,023,797</b>
Digital Media			1	\$ 604,390
Engineering, Technology, Surveying and Digital Media	7	\$ 213,411	7	\$ 213,407
Small Business Development Center	1	\$ 206,000	1	\$ 206,000
<b>COLLEGE OF CLINICAL &amp; REHABILITATIVE HEALTH SCIENCES</b>	<b>2</b>	<b>\$ 33,000</b>	<b>5</b>	<b>\$ 255,492</b>
Audiology and Speech-Language Pathology			3	\$ 175,242
Dean, College of Clinical & Rehabilitative Health Sciences	1	\$ 3,000	2	\$ 80,250
Rehabilitative Sciences	1	\$ 30,000		

DIVISION & DEPARTMENT	FUNDING REQUESTS SUBMITTED		AWARDS RECEIVED	
	<i>Number</i>	<i>Value</i>	<i>Number</i>	<i>Value</i>
<b>COLLEGE OF EDUCATION</b>	<b>22</b>	<b>\$ 8,021,180</b>	<b>13</b>	<b>\$ 1,154,303</b>
Counseling and Human Services	1	\$ 10,000	1	\$ 10,000
Curriculum and Instruction	3	\$ 230,100	2	\$ 6,500
Dean, College of Education	2	\$ 48,000	1	\$ 38,000
Early Childhood Education	5	\$ 944,817	2	\$ 24,766
Educational Foundations and Special Education	10	\$ 6,718,263	6	\$ 1,005,037
Educational Leadership and Policy Analysis	1	\$ 70,000	1	\$ 70,000
<b>COLLEGE OF MEDICINE</b>	<b>111</b>	<b>\$ 83,650,947</b>	<b>76</b>	<b>\$ 36,696,633</b>
Biomedical Sciences	38	\$ 22,062,423	23	\$ 5,108,318
Dean, College of Medicine	3	\$ 7,969,122	5	\$ 7,222,675
Family Medicine	1	\$ 73,000	3	\$ 1,037,232
Finance and Administration	2	\$ 3,331,575		
Geriatrics and Gerontology	1	\$ 27,591	1	\$ 27,591
Internal Medicine	38	\$ 27,392,723	15	\$ 13,675,586
Learning Resources			2	\$ 3,262
Obstetrics and Gynecology	2	\$ 479,820	1	\$ 323,820
Pathology	10	\$ 5,337,944	13	\$ 4,130,377
Psychiatry and Behavioral Sciences			3	\$ 1,095,050
Surgery	16	\$ 16,976,749	10	\$ 4,072,722
<b>COLLEGE OF NURSING</b>	<b>21</b>	<b>\$ 5,347,001</b>	<b>18</b>	<b>\$ 5,857,896</b>
Center for Nursing Research	4	\$ 61,227	2	\$ 11,250
Dean, College of Nursing	1	\$ 50,000		
Nursing, Graduate Programs	5	\$ 1,723,040	3	\$ 257,926
Nursing, Office of Practice	8	\$ 3,482,734	12	\$ 5,538,720
Nursing, Undergraduate Programs	3	\$ 30,000	1	\$ 50,000
<b>COLLEGE OF PHARMACY</b>	<b>6</b>	<b>\$ 1,447,842</b>	<b>3</b>	<b>\$ 58,064</b>
Dean, College of Pharmacy	1	\$ 1,136,977	1	\$ 45,092
Pharmacy Practice	5	\$ 310,865	2	\$ 12,972

DIVISION & DEPARTMENT	FUNDING REQUESTS SUBMITTED		AWARDS RECEIVED	
	<i>Number</i>	<i>Value</i>	<i>Number</i>	<i>Value</i>
<b>COLLEGE OF PUBLIC HEALTH</b>	<b>53</b>	<b>\$ 32,875,760</b>	<b>35</b>	<b>\$ 6,079,710</b>
Biostatistics and Epidemiology	11	\$ 5,949,816	7	\$ 149,821
Community and Behavioral Health	5	\$ 322,194	8	\$ 2,095,247
Dean, College of Public Health	7	\$ 10,806,136	2	\$ 205,000
Environmental Health	3	\$ 68,490	3	\$ 52,920
Health Sciences	7	\$ 3,761,647	5	\$ 476,557
Health Services Management and Policy	20	\$ 11,967,477	10	\$ 3,100,165
<b>OFFICE OF ADMINISTRATION</b>	<b>3</b>	<b>\$ 14,705</b>	<b>2</b>	<b>\$ 7,500</b>
Public Safety	3	\$ 14,705	2	\$ 7,500
<b>OFFICE OF THE PRESIDENT</b>	<b>2</b>	<b>\$ 227,149</b>	<b>4</b>	<b>\$ 282,603</b>
WETS Campus Radio FM	2	\$ 227,149	4	\$ 282,603
<b>STUDENT AFFAIRS</b>	<b>6</b>	<b>\$ 10,586,465</b>	<b>10</b>	<b>\$ 3,014,011</b>
Enrollment Services, TRIO Programs	4	\$ 10,531,465	9	\$ 3,009,011
Enrollment Services, Veterans Affairs	1	\$ 50,000		
Student Affairs	1	\$ 5,000	1	\$ 5,000
<b>UNIVERSITY CENTERS</b>	<b>16</b>	<b>\$ 12,595,939</b>	<b>23</b>	<b>\$ 7,561,155</b>
Applied Social Research Laboratory	1	\$ 41,582	1	\$ 41,582
Center for Appalachian Studies	6	\$ 716,040	4	\$ 561,531
Center for Community Outreach and Family Services	3	\$ 6,877,189	6	\$ 4,628,196
Center for Early Childhood Learning and Development	4	\$ 4,440,788	8	\$ 1,496,960
Center of Excellence in Math and Science Education	1	\$ 85,234	3	\$ 337,112
Child and Family Health Institute			1	\$ 495,774
Strong Brain Institute	1	\$ 435,107		
<b>Grand Total</b>	<b>277</b>	<b>\$ 158,952,772</b>	<b>237</b>	<b>\$ 82,133,208</b>

Chart V. East Tennessee State University  
 FY21 Value and Percent of Awards Received by Division



**Table VI. East Tennessee State University  
FY21 Sponsored Activity Overview**

DIVISION NAME	<i>PROPOSALS</i>		<i>AWARDS VALUE</i>		
	<i>SUBMITTED</i>	<i>FUNDED</i>	<i>DIRECT</i>	<i>INDIRECT</i>	<i>TOTAL</i>
ACADEMIC AFFAIRS		2	\$ 68,150		\$ 68,150
CARES ACT FUNDING		3	\$ 18,704,067		\$ 18,704,067
COLLEGE OF ARTS & SCIENCES	27	34	\$ 1,169,096	\$ 200,732	\$ 1,369,828
COLLEGE OF BUSINESS & TECHNOLOGY	8	9	\$ 993,162	\$ 30,635	\$ 1,023,797
COLLEGE OF CLINICAL & REHABILITATIVE HEALTH SCIENCES	2	5	\$ 215,343	\$ 40,149	\$ 255,492
COLLEGE OF EDUCATION	22	13	\$ 1,079,756	\$ 74,547	\$ 1,154,303
COLLEGE OF MEDICINE	111	76	\$ 33,829,750	\$ 2,866,883	\$ 36,696,633
COLLEGE OF NURSING	21	18	\$ 5,450,914	\$ 406,982	\$ 5,857,896
COLLEGE OF PHARMACY	6	3	\$ 55,464	\$ 2,600	\$ 58,064
COLLEGE OF PUBLIC HEALTH	53	35	\$ 5,172,658	\$ 907,052	\$ 6,079,710
OFFICE OF ADMINISTRATION	3	2	\$ 6,621	\$ 879	\$ 7,500
OFFICE OF THE PRESIDENT	2	4	\$ 282,603		\$ 282,603
STUDENT AFFAIRS	6	10	\$ 2,821,966	\$ 192,045	\$ 3,014,011
UNIVERSITY CENTERS	16	23	\$ 6,666,105	\$ 895,050	\$ 7,561,155
<b>Grand Total</b>	<b>277</b>	<b>237</b>	<b>\$ 76,515,654</b>	<b>\$ 5,617,554</b>	<b>\$ 82,133,208</b>



**Table VII. East Tennessee State University  
FY21 Value of Awards Received by  
Division, Department & Principal Investigator**

DIVISION, DEPARTMENT & PRINCIPAL INVESTIGATOR	VALUE of AWARD
<b>ACADEMIC AFFAIRS</b>	<b>\$ 68,150</b>
Research and Sponsored Programs, Office of	\$ 68,150
Duncan, William R.	\$ 6,150
<i>IRB Services at MSHA ongoing, Mountain States Health Alliance</i>	\$ 6,150
Hagemeier, Nicholas	\$ 62,000
<i>IRB Services to the VAMC, Veterans Affairs Medical Center</i>	\$ 62,000
<b>CARES ACT FUNDING</b>	<b>\$ 18,704,067</b>
<b>Student Support</b>	<b>\$ 17,943,833</b>
Morgan, Catherine	\$ 17,943,833
<i>Education Stabilization Fund 1 (PL 116-136 TITLE VIII CORONAVIRUS AID, RELIEF, AND ECONOMIC SECURITY ACT), Department of Education</i>	\$ 12,395,454
<i>Education Stabilization Fund 2 (PL 116-136 TITLE VIII CORONAVIRUS AID, RELIEF, AND ECONOMIC SECURITY ACT), Department of Education</i>	\$ 5,548,379
<b>Institutional Support</b>	<b>\$ 760,234</b>
King, Betty J	\$ 760,234
<i>Education Stabilization Fund FUND 3 (PL 116-136 TITLE VIII CORONAVIRUS AID, RELIEF, AND ECONOMIC SECURITY ACT), Department of Education</i>	\$ 760,234
<b>COLLEGE OF ARTS &amp; SCIENCES</b>	<b>\$ 1,369,828</b>
<b>Art and Design</b>	<b>\$ 4,020</b>
Contreras-Koterbay, Karlota	\$ 4,020
<i>Affrilacha AppalAsian and Latinx Artists in Tennessee and Appalachian Highlands, TN Arts Commission</i>	\$ 4,020
<b>Biological Sciences</b>	<b>\$ 551,585</b>
Bidwell, Joe	\$ 28,000
<i>Comparative Condition &amp; Dietary Analysis of Unionid Mussels Within the Pigeon River Tailwater &amp; the Upper Nolichucky River, TN Wildlife Resources Agency</i>	\$ 8,000
<i>PPQ-TN ETSU Cooperative Pest Detection Survey 2021, National Institute of Food and Agriculture/Department of Agriculture</i>	\$ 20,000

DIVISION, DEPARTMENT & PRINCIPAL INVESTIGATOR	VALUE of AWARD
<b>Carter, Richard</b>	\$ 254,641
<i>Acquisition of Micro-Computed Tomography System for Imaging by Multiple, Inter-Disciplinary, Users at East TN State University, National Science Foundation</i>	\$ 249,641
<i>Development and Evolution of Echolocation in Bats, Oak Ridge Associated Universities</i>	\$ 5,000
<b>Foster, Cerrone</b>	\$ 4,400
<i>Students Reading Real Science: Best Practices for Using Annotated Primary Scientific Literature as a Pedagogical Tool in Introductory Biology, Pearson Biology</i>	\$ 4,400
<b>Gomez, Gerardo</b>	\$ 264,544
<i>2021 PPA 7721 Asian Defoliator Survey, Department of Agriculture</i>	\$ 15,000
<i>Uncovering the Mechanisms Driving Co-Flowering Community Assembly: Integrating Flowering &amp; Floral Trait Distribution Patterns via a Novel Use of Network Analysis, National Science Foundation</i>	\$ 249,544
<b>Chemistry</b>	\$ 30,716
<b>Mei, Hua</b>	\$ 10,716
<i>A Diazonium Perfluoroalkyl(aryl) Sulfonylimide (PFSI) Polymer for Proton Exchange Membrane Fuel Cells, Vanderbilt University</i>	\$ 10,716
<b>Vasiliev, Aleksey</b>	\$ 20,000
<i>Superacidic Catalysts for Alkylation of Benzene by Olefins, ACS Petroleum Research Fund</i>	\$ 20,000
<b>Literature and Language</b>	\$ 42,000
<b>Arnold, Junko</b>	\$ 30,000
<i>The Japan foundation salary assistant grant , Japan Foundation</i>	\$ 30,000
<b>Fiuza, Felipe</b>	\$ 12,000
<i>Interpretation/Translation Services 2020-2021, TN Department of Health</i>	\$ 12,000
<b>Mathematics and Statistics</b>	\$ 104,935
<b>Godbole, Anant</b>	\$ 104,935
<i>REU Site: Combinatorics, Probability, and Algebraic Coding Theory, National Science Foundation</i>	\$ 104,935
<b>Natural History Museum - Fossil Site</b>	\$ 18,963
<b>Bouvier, Darian</b>	\$ 2,000
<i>The Past is the Key to the Present: The Paleoecology of Bison from High Elevation Ice Patches in the Greater Yellowstone Ecosystem, and Implications for Modern Bison Conservation, Western North American Naturalist</i>	\$ 2,000

DIVISION, DEPARTMENT & PRINCIPAL INVESTIGATOR	VALUE of AWARD
<b>Widga, Chris</b>	\$ 16,963
<i>Covid-19 Remote Learning Emergency Fund for Educators, National Geographic Society</i>	\$ 7,050
<i>Origins and Persistence of Grassy Balds in Great Smoky Mountains National Park, Great Smoky Mountains Conservation Association</i>	\$ 9,913
<b>Physics and Astronomy</b>	<b>\$ 452,336</b>
<b>Ignace, Richard</b>	<b>\$ 197,384</b>
<i>Chandra's study of Cosmic Neon Lights: the WD merger CasJ0053 II and its remarkable nebula, Smithsonian Astrophysical Observatory</i>	\$ 16,170
<i>Is the Type Ic Supernova Progenitor WS35 a White Dwarf Mergern Product?, National Aeronautics &amp; Space Administration</i>	\$ 10,139
<i>Tight Surveillance of the Exemplary O Star ζ Ophiuchi with XMM-Newton and HST: Unveiling Massive Star Secrets, National Aeronautics &amp; Space Administration</i>	\$ 8,869
<i>Wind Emission from B+B Binaries: Shocks, Collisions, and Suppression, Smithsonian Astrophysical Observatory</i>	\$ 9,452
<i>Wolf-Rayet stars in the outskirts of M33: unveiling helium-star evolution and feedback at subsolar metallicity, National Aeronautics &amp; Space Administration</i>	\$ 222
<i>Lifting the Veil on Wolf-Rayet Rotation Using Wind Structure: Multi-Wavelength &amp; Spectropolarimetric Approaches, Space Telescope Science Institute</i>	\$ 142,173
<i>Anchoring Mass-Loss &amp; Metallicity for the WR Population M31 - A Prototype Study, Space Telescope Science Institute</i>	\$ 10,359
<b>Smith, Beverly</b>	<b>\$ 254,952</b>
<i>Noyce East Tennessee STEM Teacher Recruitment (NETSTR), National Science Foundation</i>	\$ 240,752
<i>Student Attraction and Retention in Physics and Astronomy (SARPA) Scholarships, Vanderbilt University</i>	\$ 14,200
<b>Psychology</b>	<b>\$ 62,800</b>
<b>Stinson, Jill</b>	<b>\$ 62,800</b>
<i>CAA Between ETSU and Frontier Health 2020-2021, Frontier Health, Inc.</i>	\$ 12,200
<i>CAA for GA Support from Cherokee Health 2019-2020, Cherokee Health Systems</i>	\$ 10,200
<i>CAA for GA Support from FTHRA 2019-2020, First Tennessee Human Resource Agency</i>	\$ 27,400
<i>CAA Between ETSU and State of Franklin Health Associates (SOFHA), State of Franklin Healthcare Associates</i>	\$ 13,000
<b>Sociology and Anthropology</b>	<b>\$ 102,473</b>
<b>Baker, Joseph</b>	<b>\$ 10,500</b>
<i>Editor in Chief - Sociology of Religion, Association for the Sociology of Religion</i>	\$ 10,500
<b>Bright, Candace</b>	<b>\$ 24,996</b>
<i>The Role of Museums in the Landscape of Minority Representation, University of Tennessee at Knoxville</i>	\$ 24,996

DIVISION, DEPARTMENT & PRINCIPAL INVESTIGATOR	VALUE of AWARD
Duncan, William N.	\$ 15,949
<i>Curation Center Artifacts, Cultural Resources Analysts Inc.</i>	\$ 5,950
<i>Long Term Archaeological Monitoring &amp; Research on Boone Reservoir, Washington and Sullivan Counties, Tennessee, Tennessee Valley Authority</i>	\$ 9,999
Foster, Kelly	\$ 51,028
<i>Ballad Health Brand Perception Survey with Abundant Health Acquisition, Abundant Health Acquisition</i>	\$ 51,028
<b>COLLEGE OF BUSINESS &amp; TECHNOLOGY</b>	<b>\$ 1,023,797</b>
<b>Digital Media</b>	<b>\$ 604,390</b>
Cornett, Cheryl	\$ 604,390
<i>Create Appalachia Arts &amp; Technology Economic Development Initiative, Appalachian Regional Commission</i>	\$ 604,390
<b>Engineering, Technology, Surveying and Digital Media</b>	<b>\$ 213,407</b>
Isham, Dean	\$ 4,060
<i>2021 Architectural and Engineering Grant, TN Department of Commerce and Insurance</i>	\$ 4,060
Sims, Joseph	\$ 26,616
<i>VA Spire BPPV Grant, Veterans Affairs Medical Center</i>	\$ 26,616
Uddin, Moin	\$ 149,996
<i>A College Wide Implementation of Cultural Knowledge and Adapting to Diversity - A Pilot Study, TN Board of Regents</i>	\$ 49,996
<i>OER: Improving Diversity, Equity and Inclusion at ETSU, TN Board of Regents</i>	\$ 100,000
Zollinger, David	\$ 7,601
<i>VA Spire BPPV Grant, Veterans Affairs Medical Center</i>	\$ 7,601
Connors, Daniel	\$ 20,534
<i>VA Spire BPPV Grant, Veterans Affairs Medical Center</i>	\$ 20,534
Fitzgerald, Marty	\$ 4,600
<i>VA Spire BPPV Grant, Veterans Affairs Medical Center</i>	\$ 4,600
<b>Small Business Development Center</b>	<b>\$ 206,000</b>
Bays, Mark	\$ 206,000
<i>Tennessee Small Business Development Center 2021, Middle Tennessee State University</i>	\$ 206,000

DIVISION, DEPARTMENT & PRINCIPAL INVESTIGATOR	VALUE of AWARD
<b>COLLEGE OF CLINICAL &amp; REHABILITATIVE HEALTH SERVICES</b>	<b>\$ 255,492</b>
<b>Audiology and Speech-Language Pathology</b>	<b>\$ 175,242</b>
Elangovan, Saravanan	\$ 7,000
<i>Clinical Training at Ear, Nose &amp; Throat Associates, P.C., Watauga Hearing Department, Ear, Nose &amp; Throat Associates, P.C.</i>	\$ 7,000
Louw, Brenda	\$ 19,884
<i>Provision of Tuition and Course Work for Individuals Seeking a Master's Degree in SLP, TN Department of Education</i>	\$ 19,884
Nanjundeswaran, Chaya	\$ 148,358
<i>Cardiovascular Conditioning in the Treatment of Vocal Fatigue, National Institutes of Health/DHHS</i>	\$ 148,358
<b>Dean, College of Clinical &amp; Rehabilitative Health</b>	<b>\$ 80,250</b>
Samples, Donald	\$ 3,744
<i>Tennessee Early Intervention System (TEIS) - ETSU Speech, Language, Hearing Clinic, TN Department of Education</i>	\$ 3,744
Williams, Lynn	\$ 76,506
<i>Promoting a Global Mindset in Communication Sciences and Disorders Internet-Based Learning Course, American Speech-Language-Hearing Association</i>	\$ 76,506
<b>COLLEGE OF EDUCATION</b>	<b>\$ 1,154,303</b>
<b>Counseling and Human Services</b>	<b>\$ 10,000</b>
Bernard, Julia	\$ 10,000
<i>Niswonger CARES Advisor Counseling Students 2020-2021, Niswonger Foundation</i>	\$ 10,000
<b>Curriculum and Instruction</b>	<b>\$ 6,500</b>
Yang, Shuling	\$ 6,500
<i>Envisioning the Depth of the Iceberg: Enhancing Elementary Students' Awareness on Social Equity with Multicultural Picture Books in Rural Appalachian Region, American Educational Research Association</i>	\$ 4,000
<i>Honoring "Eyes that Kiss in the Corners": Integrating Multicultural Picture Books with Asian American Characters in Rural Elementary Classrooms, National Council of Teachers of English</i>	\$ 2,500
<b>Dean, College of Education</b>	<b>\$ 38,000</b>
Click, Laura	\$ 38,000
<i>KAT - Kingsport Academy for Teaching, Kingsport City Schools</i>	\$ 38,000

DIVISION, DEPARTMENT & PRINCIPAL INVESTIGATOR	VALUE of AWARD
<b>Early Childhood Education</b>	<b>\$ 24,766</b>
Hale, Kimberly	\$ 11,500
<i>Tennessee Early Intervention Services: Developmental Therapy Gap Services, TN Department of Intellectual and Developmental Disabilities</i>	\$ 11,500
Lange, Alissa	\$ 13,266
<i>WWC-ARISE: Subcontract to complete training and reviews for WWC, Development Services Group, Inc.</i>	\$ 13,266
<b>Educational Foundations and Special Education</b>	<b>\$ 1,005,037</b>
Chambers, Cynthia	\$ 157,759
<i>Leadership Education in Neurodevelopment and Other Related Disabilities (LEND), Vanderbilt University</i>	\$ 157,759
Mims, Pamela	\$ 248,598
<i>Creating Interdisciplinary Leaders in Northeast Tennessee (CILNT), Department of Education</i>	\$ 248,598
Rowe, Dawn	\$ 598,680
<i>Access ETSU, Department of Education</i>	\$ 500,000
<i>National Technical Assistance Center on Transition (NTACT), University of North Carolina at Charlotte</i>	\$ 61,850
<i>Project B-JUST: Brain Injury &amp; Juvenile Services Training: Empirically Defining Training Needs and Competencies for Juvenile Services Personnel for Young Offenders with TBI, University of Oregon</i>	\$ 21,830
<i>Republic of the Marshall Islands (RMI) State Contract, Republic of the Marshall Islands</i>	\$ 15,000
<b>Educational Leadership and Policy Analysis</b>	<b>\$ 70,000</b>
Rhoda, Rich	\$ 70,000
<i>ETSU Coleridge Initiative, Coleridge Initiative, Inc</i>	\$ 70,000
<b>COLLEGE OF MEDICINE</b>	<b>\$ 36,696,633</b>
<b>Biomedical Sciences</b>	<b>\$ 5,108,318</b>
Agrawal, Alok	\$ 370,000
<i>Complement-mediated anti-pneumococcal functions of C-reactive protein, National Institutes of Health/DHHS</i>	\$ 370,000
Beaumont, Eric	\$ 733,404
<i>Afferent Mechanisms of Vagal Neuromodulation Therapy, National Institutes of Health/DHHS</i>	\$ 603,534
<i>Mapping neuronal pathway between the auricular vagus nerve and brainstem/efferent targets, Harvard University</i>	\$ 129,870
Bradshaw, Patrick	\$ 142,583
<i>Testing the NADPH Redox Theory of Aging in C. elegans, National Institutes of Health/DHHS</i>	\$ 142,583



DIVISION, DEPARTMENT & PRINCIPAL INVESTIGATOR	VALUE of AWARD
<b>Brown, Russell</b>	\$ 159,713
<i>Application of Novel Anti-Inflammatory Drugs Towards Alzheimer's Disease, P2D Bioscience</i>	\$ 15,000
<i>The role of adenosine A(2A) receptor activation on the behavioral and plasticity response to nicotine in a rodent model of schizophrenia, National Institutes of Health/DHHS</i>	\$ 144,713
<b>Frasier, Chad</b>	\$ 215,858
<i>The role of cardiac mitochondrial energetics in cardiac arrhythmias and SUDEP, National Institutes of Health/DHHS</i>	\$ 215,858
<b>Gass, Justin</b>	\$ 435,364
<i>Interaction Between Chronic Alcohol Exposure and Fear Memories, National Institutes of Health/DHHS</i>	\$ 435,364
<b>Hagg, Theo</b>	\$ 1,181,090
<i>Targeting CNTF to Increase Adult Forebrain Neurogenesis, National Institutes of Health/DHHS</i>	\$ 857,340
<i>Targeting blood-derived integrin signaling after stroke, National Institutes of Health/DHHS</i>	\$ 323,750
<b>Hoover, Donald</b>	\$ 222,000
<i>Comprehensive Structural and Functional Mapping of the Mammalian Cardiac Nervous System, University of California Los Angeles</i>	\$ 222,000
<b>Kruppa, Michael</b>	\$ 222,000
<i>Genetic Characterization of Phosphomannan Biosynthesis in C. Auris, National Institutes of Health/DHHS</i>	\$ 222,000
<b>Polichnowski, Aaron</b>	\$ 148,000
<i>Hemodynamic Mechanisms of Impaired Recovery &amp; Progression of Renal Disease Following AKI in Preexisting CKD States, National Institutes of Health/DHHS</i>	\$ 148,000
<b>Rodriguez Gil, Diego</b>	\$ 141,715
<i>Olfactory Ensheathing Cells &amp; Microglia Contributions to Axon Removal in the Olfactory System, National Institutes of Health/DHHS</i>	\$ 141,715
<b>Schmeichel, Brooke</b>	\$ 248,998
<i>Hypocretin Contributions to Compulsive Methamphetamine Self-Administration in Rats, National Institutes of Health/DHHS</i>	\$ 248,998
<b>Singh, Krishna</b>	\$ 232,130
<i>Gender Specific Role of ATM in the Heart, National Institutes of Health/DHHS</i>	\$ 141,065
<i>VA for Graduate Assistant , Veterans Affairs Medical Center</i>	\$ 29,225
<i>VA IPA Agreement for ETSU Associate Professor of Medicine, Veterans Affairs Medical Center</i>	\$ 44,247
<i>VA IPA Agreement for ETSU Research Specialist, Veterans Affairs Medical Center</i>	\$ 17,593
<b>Singh, Mahipal</b>	\$ 141,218
<i>Cardioprotective Role of Extracellular Ubiquitin in Myocardial Ischemia/Reperfusion Injury &amp; Myocyte Apoptosis, National Institutes of Health/DHHS</i>	\$ 141,218

DIVISION, DEPARTMENT & PRINCIPAL INVESTIGATOR	VALUE of AWARD
<b>Xie, Qian</b>	\$ 289,245
<i>Met-Targeting Chimeric Antigen Receptor (MetCAR) T Cell Therapy in Hepatocellular Carcinoma, Department of Defense</i>	\$ 289,245
<b>Yakubenko, Valentin</b>	\$ 77,000
<i>Targeting the Product of DHA Oxidation as Potential Substrate for Macrophage Retention During Atherosclerosis, American Heart Association - National</i>	\$ 77,000
<b>Zhu, Meng-Yang</b>	\$ 148,000
<i>Restoration of Noradrenergic and Dopaminergic Functions in the Brain of Aged Rats, National Institutes of Health/DHHS</i>	\$ 148,000
<b>Dean, College of Medicine</b>	\$ 7,222,675
<b>Lewis, Russell</b>	\$ 7,222,675
<i>GME 2020-2021, TN Bureau of TennCare</i>	\$ 6,106,400
<i>To Provide Lease Space, TN Department of Health</i>	\$ 6,000
<i>To Provide Services for Director of Managed Care, Medical Education Assistance Corporation</i>	\$ 19,000
<i>To Provide Services for Orthopedic Residency Program, Ballad Health</i>	\$ 560,075
<i>To Provide Services for Residency Programs, Various Sponsors</i>	\$ 531,200
<b>Family Medicine</b>	\$ 1,037,232
<b>Blackwelder, Reid</b>	\$ 553,154
<i>Addiction Medicine Fellowship, Ballad Health</i>	\$ 480,154
<i>To Provide Services for ECHO, Medical Education Assistance Corporation</i>	\$ 73,000
<b>Stoltz, Amanda</b>	\$ 484,078
<i>Family Medicine Training in Rural Appalachia, Health Resources and Services Administration/DHHS</i>	\$ 484,078
<b>Geriatrics and Gerontology</b>	\$ 27,591
<b>Hamdy, Ronald</b>	\$ 27,591
<i>To Provide Staff for Editorial Office, International Society for Clinical Densitometry</i>	\$ 27,591
<b>Internal Medicine</b>	\$ 13,675,586
<b>Moorman, Jonathan</b>	\$ 12,264,119
<i>340B Outpatient Drug Program, Nashville Pharmacy</i>	\$ 11,691,835
<i>HIV/AIDS Center of Excellence - Case Management Services 2020-2021, TN Department of Health</i>	\$ 40,500
<i>HIV/AIDS Center of Excellence - Case Management Services 2021-2022, TN Department of Health</i>	\$ 239,400
<i>Role of Hematopoietic Stem Cells in Stress-Induced Lymphocyte Apoptosis, National Institutes of Health/DHHS</i>	\$ 148,000
<i>Vaccine Failure in HIV Infection Mediated by Myeloid Derived Suppressor Cells (MDSCs) , National Institutes of Health/DHHS</i>	\$ 144,384

DIVISION, DEPARTMENT & PRINCIPAL INVESTIGATOR	VALUE of AWARD
<b>Ning, Shunbin</b>	\$ 447,000
<i>Targeting the Oncogenic Transcription Factor IRF4 in Hematological Malignancies, National Institutes of Health/DHHS</i>	\$ 447,000
<b>Summers, Jeffrey</b>	\$ 305,600
<i>Salary and Expense for Behavioral Health Faculty, Medical Education Assistance Corporation</i>	\$ 156,000
<i>To Provide Services for IBHS Director, Medical Education Assistance Corporation</i>	\$ 149,600
<b>Yao, Zhi</b>	\$ 658,867
<i>Characterize the host immune responses in subjects with or without COVID-19 and/or diabetes, American Diabetes Association</i>	\$ 100,000
<i>Dual Specific Gene Editing Drugs Delivered by Nanoparticles Targeting Latent HIV/HBV Infection, National Institutes of Health/DHHS</i>	\$ 234,224
<i>GA Support from the VA, Veterans Affairs Medical Center</i>	\$ 111,641
<i>IPA for ETSU PhD Candidate, Veterans Affairs Medical Center</i>	\$ 34,400
<i>IPA for ETSU Research Specialist, Mountain Home Research and Education Corporation</i>	\$ 63,502
<i>IPA for ETSU Research Specialist, Veterans Affairs Medical Center</i>	\$ 80,000
<i>IPA for ETSU Technician, Veterans Affairs Medical Center</i>	\$ 35,100
<b>Learning Resources</b>	\$ 3,262
<b>Weyant, Emily</b>	\$ 3,262
<i>Exhibitor Award for the QCoM Library exhibiting at the Rural Health Association of TN Annual Meeting, National Network of Libraries of Medicine</i>	\$ 1,762
<i>Exhibitor Award for the QCoM Library exhibiting at the TN Public Health Association Annual Meeting, National Network of Libraries of Medicine</i>	\$ 1,500
<b>Obstetrics and Gynecology</b>	\$ 323,820
<b>Canavan, Timothy</b>	\$ 323,820
<i>To Provide Services for OB/GYN, Medical Education Assistance Corporation</i>	\$ 323,820
<b>Pathology</b>	\$ 1,066,145
<b>Schweitzer, John</b>	\$ 1,066,145
<i>Postmortem Examinations and Communications, TN Department of Health</i>	\$ 249,278
<i>To Provide Services for Medical Examiner in Upper East TN Counties, Various Sponsors</i>	\$ 759,463
<i>To Provide Technical Support for MSHA Autopsies, Mountain States Health Alliance</i>	\$ 1,200
<i>To Provide Autopsy Services at Department of Veteran's Affairs Medical Center, Veterans Affairs Medical Center</i>	\$ 56,204
<b>Parsons, Laura</b>	\$ -
<i>Microsoft Surface Pro 4 Tablet for Death Investigation, TN Department of Health</i>	\$ -

DIVISION, DEPARTMENT & PRINCIPAL INVESTIGATOR	VALUE of AWARD
<b>Pediatrics</b>	<b>\$ 3,064,232</b>
Bailey, Beth	\$ 91,690
<i>Electronic Cigarette Use During Pregnancy, University of Connecticut</i>	\$ 91,690
Hajianpour, MJ	\$ 413,400
<i>ETSU Genetic Screening, Testing, Counseling, Education and Follow-Up Services 2020-2023, TN Department of Health</i>	\$ 413,400
Popescu, Marcela	\$ 46,000
<i>Hemophilia care clinic for State Program, TN Department of Health</i>	\$ 46,000
Schetzina, Karen	\$ 119,900
<i>Empowering Families - Supporting Communities, Ballard Health</i>	\$ 100,000
<i>Supporting Mothers Through Baby Steps Maternal Mortality Action Project, TN Department of Health</i>	\$ 19,900
Tuell, Dawn	\$ 2,393,242
<i>To Provide Physician Services for Pediatrics, Mountain States Health Alliance</i>	\$ 326,740
<i>To Provide Services for Pediatrics, Medical Education Assistance Corporation</i>	\$ 2,031,502
<i>To Provide Support for Pediatrics, Ballard Health</i>	\$ 35,000
<b>Psychiatry and Behavioral Sciences</b>	<b>\$ 1,095,050</b>
Moser, Michele	\$ 1,030,050
<i>Behavioral Health Services Center of Excellence Services, BlueCare Tennessee</i>	\$ 521,085
<i>TennCare Center of Excellence for Children in State Custody 2017-2022, TN Department of Children's Services</i>	\$ 508,965
Musil, Allen	\$ 65,000
<i>To Provide Services at Woodridge, Mountain States Health Alliance</i>	\$ 65,000
<b>Surgery</b>	<b>\$ 4,072,722</b>
Browder, Isaac	\$ 1,379,299
<i>Pediatric Contract with Ballard, Medical Education Assistance Corporation</i>	\$ 350,000
<i>To Provide Services for Surgery, Various Sponsors</i>	\$ 177,347
<i>To Provide Services for Trauma Surgeons and Trauma Medical Director at JCMCH, Medical Education Assistance Corporation</i>	\$ 851,952
Fan, Min	\$ 31,016
<i>Cooperative Role of HSPA12B and YAP in Regulation of Antiogenesis After Myocardial Infarction, American Heart Association - National</i>	\$ 31,016

DIVISION, DEPARTMENT & PRINCIPAL INVESTIGATOR	VALUE of AWARD
<b>Kleinman, Mark</b>	\$ 351,563
<i>The Role of Histone Deacetylases in Age-Related Macular Degeneration, National Institutes of Health/DHHS</i>	\$ 351,563
<b>Li, Chuanfu</b>	\$ 1,962,344
<i>Innate Immunity and Cardiovascular Function in Sepsis, National Institutes of Health/DHHS</i>	\$ 333,000
<i>Novel Role of Lactate for Cardiovascular Dysfunction in Sepsis, National Institutes of Health/DHHS</i>	\$ 1,097,118
<i>Role of Toll-Like Receptor Signaling in Cardiac Ischemia--R01, National Institutes of Health/DHHS</i>	\$ 532,226
<b>Ozment, Tammy</b>	\$ 348,500
<i>Cellular and Molecular Mechanisms of Fungal Sepsis in the Critically Ill Patient, National Institutes of Health/DHHS</i>	\$ 288,600
<i>NIGMS Equipment Supplement 2020Equipment supplement request for Mesoscale QuickPlex SQ 120MM Reader, National Institutes of Health/DHHS</i>	\$ 59,900
<b>COLLEGE OF NURSING</b>	\$ 6,445,677
<b>Center for Nursing Research</b>	\$ 11,250
<b>Hooper, Vallire</b>	\$ 11,250
<i>Exploration of the Predictive Capacity of the Scott Triggers™ Instrument in Predicting Postoperative Pressure Injury (PPI) Development, Association of periOperative Registered Nurses</i>	\$ 10,000
<i>Perioperative Nurses' Experience During the COVID-19 Pandemic, University of Kentucky</i>	\$ 1,250
<b>Nursing, Graduate Programs</b>	\$ 257,926
<b>Haddad, Lisa</b>	\$ 100,685
<i>Nurse Faculty Loan Program, Health Resources and Services Administration/DHHS</i>	\$ 100,685
<b>Rice, Judith</b>	\$ 137,241
<i>PATH 2020-2021 (Projects for Assistance in the Transition from Homelessness), TN Department of Mental Health and Substance Abuse Services</i>	\$ 137,241
<b>Mullins, Christine</b>	\$ 20,000
<i>Implementation of an Evidence-based Suicide Prevention Program for a Primary Care Network of Clinics in Rural Appalachia, Sigma Nursing</i>	\$ 20,000
<b>Nursing, Office of Practice</b>	\$ 6,126,501
<b>Bodo, Mark</b>	\$ 121,069
<i>USDA Telehealth &amp; Distance Learning Grant, Department of Agriculture</i>	\$ 121,069

DIVISION, DEPARTMENT & PRINCIPAL INVESTIGATOR	VALUE of AWARD
Ferguson, Kimberly	\$ 881,670
<i>Northeast Tennessee Nurse Family Partnership (NETNFP), TN Department of Health</i>	\$ 881,670
Harris, James	\$ 20,200
<i>Mountain City FY21 Safety Net, TN Department of Health</i>	\$ 20,200
Maupin, Ernest	\$ 400,000
<i>Progressive Resident Experiences for Practitioners to meet Appalachian Rural Healthcare Expectations (PREPARE), Health Resources and Services Administration/DHHS</i>	\$ 400,000
Robinson, Roslyn	\$ 168,486
<i>RHC CFB COVID-19, TN Department of Health</i>	\$ 168,486
Tolan, Silas	\$ 3,515,844
<i>American Rescue Plan, Health Resources and Services Administration/DHHS</i>	\$ 984,313
<i>CHC Dental Safety Net FY 2021, TN Department of Health</i>	\$ 16,250
<i>Fiscal Year 2021 National Hypertension Control Initiative Supplemental Funding for Health Centers (NHCI-HC) Guidance, Health Resources and Services Administration/DHHS</i>	\$ 124,920
<i>Health Center Coronavirus Supplemental Funds, Health Resources and Services Administration/DHHS</i>	\$ 705,320
<i>Safety Net - CHC - Primary Care Services for Uninsured Adult Tennesseans 19-64 yrs 2020-2021, TN Department of Health</i>	\$ 137,500
<i>Health Center Cluster 2020-2021, Health Resources and Services Administration/DHHS</i>	\$ 1,547,541
Treat, Sarah	\$ 431,451
<i>HELP SARA, Health Resources and Services Administration/DHHS</i>	\$ 431,451
Vanhook, Patricia	\$ 587,780
<i>ETSU Northeast Tennessee Nurse-Family Partnership (NETNFP), TN Department of Human Services</i>	\$ 587,780
<b>Nursing, Undergraduate Programs</b>	<b>\$ 50,000</b>
Quillen, Tabitha	\$ 50,000
<i>Facilitating LPN-BSN Success Through Engagement and Simulation Training (LPN-BSN EAST), TN Board of Regents</i>	\$ 50,000
<b>COLLEGE OF PHARMACY</b>	<b>\$ 58,064</b>
Dean, College of Pharmacy	\$ 45,092
Williams, Michele	\$ 45,092
<i>The Gatton College of Pharmacy Pilot Program for Engagement, Retention, and Recruitment of Students Whose First Language is not English, TN Board of Regents</i>	\$ 45,092



DIVISION, DEPARTMENT & PRINCIPAL INVESTIGATOR	VALUE of AWARD
<b>Pharmacy Practice</b>	\$ 12,972
Gray, Jeffrey	\$ 4,955
<i>Pharmacy Technician Certification Grant, Pharmacy Technician Certification Board</i>	\$ 4,955
Hagemeier, Nicholas	\$ 8,017
<i>Integrating pharmacy-based prevention and treatment of opioid and other substance use disorders: A survey of pharmacists and stakeholders (Pharm-Serve-SUD), Duke University</i>	\$ 8,017
<b>COLLEGE OF PUBLIC HEALTH</b>	<b>\$ 6,079,710</b>
<b>Biostatistics and Epidemiology</b>	\$ 149,821
Liu, Ying	\$ 49,606
<i>IPA with Veterans Affairs Medical Center, Veterans Affairs Medical Center</i>	\$ 3,920
<i>Mechanobehavior Distinguishes Mandibular Growth Differences in Two Facial Types, Oregon Health &amp; Science University</i>	\$ 12,095
<i>Oral Health in the Older Adult Population: Assessment in Tennessee, TN Commission on Aging and Disability</i>	\$ 33,591
Quinn, Megan	\$ 48,911
<i>Growing Roots in Workforce Development and Sustainability, Appalachian Sustainable Development</i>	\$ 48,911
Wahlquist, Amy	\$ 51,304
<i>CONNECT (Clinical Outcomes of a Nationwide, Naturalistic E-Cig Trial), Medical University of South Carolina</i>	\$ 10,119
<i>Development and Testing of a Behavioral Activation Mobile Therapy for Elevated Depressive Symptoms, MountainPass Technology</i>	\$ 31,066
<i>STARS (Smoking Treatment And Remote Sampling) Study, Medical University of South Carolina</i>	\$ 10,119
<b>Community and Behavioral Health</b>	\$ 2,095,247
Hagaman, Angela	\$ 282,215
<i>Tennessee Opioid Screening, Brief Intervention, Referral for Treatment (TN - Opioid SBIRT) 2020-2021, TN Department of Mental Health and Substance Abuse Services</i>	\$ 141,500
<i>Tennessee Opioid Screening, Brief Intervention, Referral for Treatment (TN - Opioid SBIRT) 2019-2020, TN Department of Mental Health and Substance Abuse Services</i>	\$ 140,715
Pack, Robert	\$ 1,776,268
<i>Studies to Advance Recovery Supports (STARS) in Central Appalachia, National Institutes of Health/DHHS</i>	\$ 1,077,225
<i>Rural Health Equity Research Center (RHERC), Health Resources and Services Administration/DHHS</i>	\$ 699,043
Pettyjohn, Sam	\$ 17,324
<i>COVID-19 Survey Data Analysis, University of Kentucky College of Public Health</i>	\$ 7,149
<i>Situational Analysis of the Child Friendly City Initiative Planning Process, Johnson City Public Library</i>	\$ 10,175

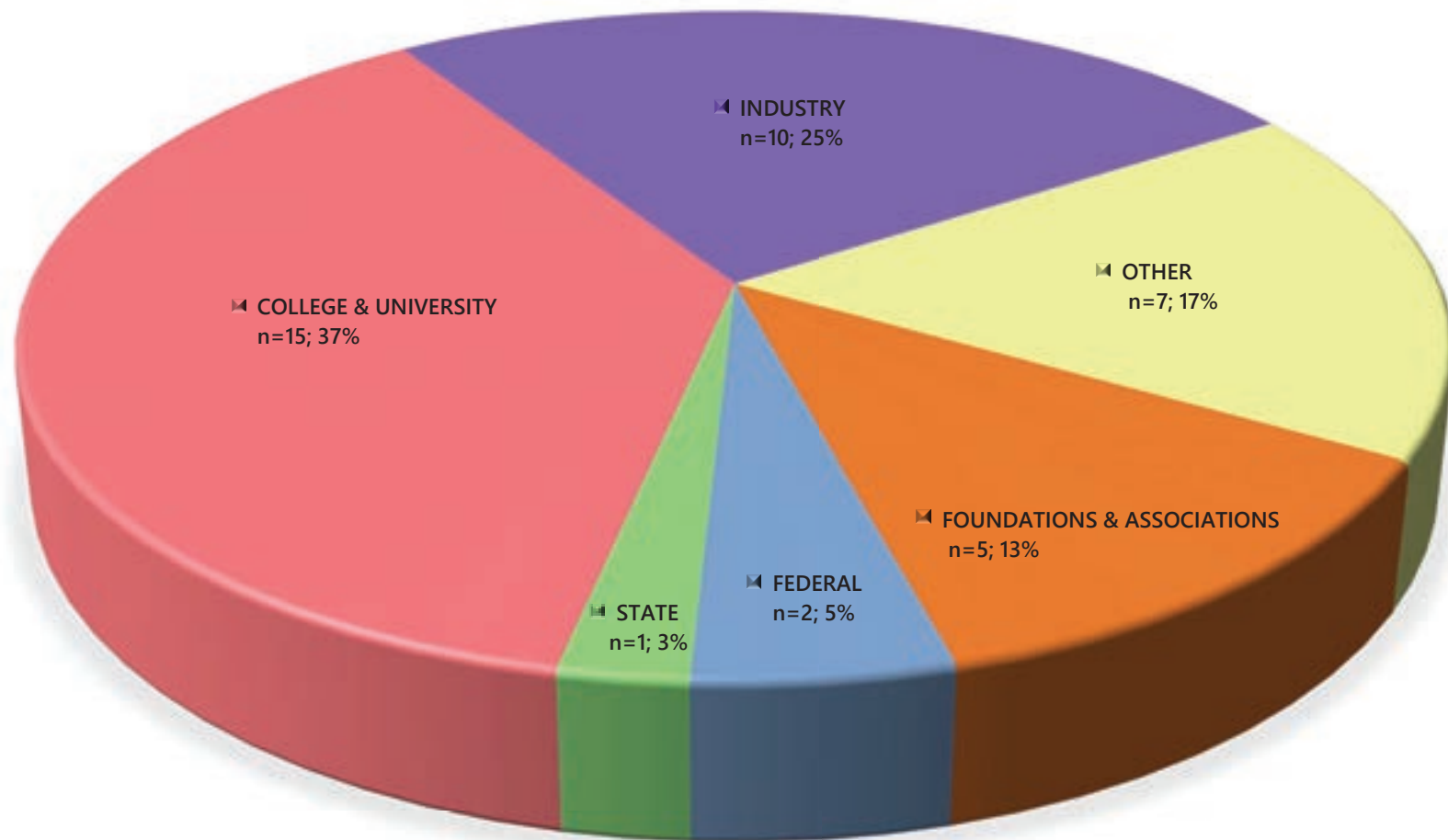
DIVISION, DEPARTMENT & PRINCIPAL INVESTIGATOR	VALUE of AWARD
<b>Hillhouse, Joel</b>	\$ 19,440
<i>Randomized Trial of a Social Media-Delivered Intervention Targeting Indoor Tanning Users, University of Kentucky College of Public Health</i>	\$ 19,440
<b>Dean, College of Public Health</b>	\$ 205,000
<b>Kidwell, Ginny</b>	\$ 200,000
<i>Correctional Career Pathways 2 Replication Project, Appalachian Regional Commission</i>	\$ 200,000
<b>Minnick, Christen</b>	\$ 5,000
<i>PHAB Rural Health Department Review, Public Health Accreditation Board</i>	\$ 5,000
<b>Environmental Health</b>	\$ 52,920
<b>Aula, Mercy</b>	\$ 8,830
<i>Analysis of Complex sEMG Data in Agricultural Ergonomics: An ETSU &amp; Murray State Collaboration, University of Kentucky College of Public Health</i>	\$ 8,830
<b>Scheuerman, Phillip</b>	\$ 44,090
<i>Semi-Annual Macroinvertebrate Semi-Quantitative Single Habitat Stream Survey (SQSH) for Two Sites Located on Brush Creek, Johnson City, Tennessee, Johnson City, TN, City of</i>	\$ 9,423
<i>Semi-Annual Macroinvertebrate Semi-Quantitative Single Habitat Stream Survey on Limestone Creek, Jonesborough, TN, Wingfield Environmental, Inc.</i>	\$ 34,667
<b>Health Sciences</b>	\$ 476,557
<b>Chandley, Michelle</b>	\$ 127,272
<i>Neuroinflammatory Mediators of Glutamatergic &amp; GABAergic Neuropathology in the Anterior Cingulate Cortex of Autism Spectrum Disorder, National Institutes of Health/DHHS</i>	\$ 127,272
<b>Forsman, Allan</b>	\$ 139,240
<i>Identification of Central Neural Pathways Responsible For FGF21-induced Changes in Sympathetic Metabolic and Cardiovascular Activity, National Institutes of Health/DHHS</i>	\$ 139,240
<b>Petersen, Erik</b>	\$ 54,000
<i>Development of Salmonella Sensing-Based Antimicrobials, Binational Agricultural Research and Development Fund</i>	\$ 54,000
<b>Pritchett, Christopher</b>	\$ 15,000
<i>Peptide - Vaccine Development Against Lyme Disease, West Virginia Research Corporation</i>	\$ 15,000
<b>Zahner, Matthew</b>	\$ 141,045
<i>Characterizing the Role for the Dorsomedial Hypothalamic Nucleus in the Cardiogenic Sympathetic Afferent Reflex, National Institutes of Health/DHHS</i>	\$ 141,045

DIVISION, DEPARTMENT & PRINCIPAL INVESTIGATOR	VALUE of AWARD
<b>Health Services Management and Policy</b>	<b>\$ 3,100,165</b>
<b>Ariyo, Oluwatosin</b>	<b>\$ 40,621</b>
<i>Changemakers In Family Planning: Professional Development for Research to Center Black Women's Contraceptive Experiences, Society of Family Planning</i>	\$ 40,621
<b>Dula, Taylor</b>	<b>\$ 30,815</b>
<i>Region IV Public Health Training Center, Emory University - Atlanta</i>	\$ 30,815
<b>Meit, Michael</b>	<b>\$ 225,750</b>
<i>NORC Appalachian Diseases of Despair Update (G201), National Opinion Research Center</i>	\$ 5,000
<i>NORC Eastern Kentucky Positive Deviance Study, National Opinion Research Center</i>	\$ 29,000
<i>NORC Huntington, WV ACES Study, National Opinion Research Center</i>	\$ 25,000
<i>NORC NRPA Food Security, National Opinion Research Center</i>	\$ 76,000
<i>NORC NRPA Youth Mentoring, National Opinion Research Center</i>	\$ 40,000
<i>NORC Standardized Overdose Surveillance Data to Inform Targeted Drug-Related Prevention, Treatment, Policy Making, and Harm Reduction Strategies, National Opinion Research Center</i>	\$ 10,750
<i>NORC USDA Opioid Mapping, National Opinion Research Center</i>	\$ 40,000
<b>Khoury, Amal</b>	<b>\$ 2,802,979</b>
<i>Evaluation of the South Carolina Initiative to Reduce Unintended Pregnancy, Private Foundation (SCI)</i>	\$ 2,802,979
<b>OFFICE OF ADMINISTRATION</b>	<b>\$ 7,500</b>
<b>Public Safety</b>	<b>\$ 7,500</b>
<b>Gilland, Crystal</b>	<b>\$ 2,500</b>
<i>Keep Tennessee Beautiful, TN Department of Transportation</i>	\$ 2,500
<b>Mayberry, Jennifer</b>	<b>\$ 5,000</b>
<i>High Visibility Enforcement of Tennessee Traffic Safety Laws, TN Governor's Highway Safety Office</i>	\$ 5,000
<b>OFFICE OF THE PRESIDENT</b>	<b>\$ 282,603</b>
<b>WETS Campus Radio FM</b>	<b>\$ 282,603</b>
<b>Winkler, Wayne</b>	<b>\$ 282,603</b>
<i>Community Service Grant 2019-2021, Corporation for Public Broadcasting</i>	\$ 50,386
<i>Community Service Grant 2020-2022, Corporation for Public Broadcasting</i>	\$ 45,319
<i>CPB American Rescue Plan Funds 2021, Corporation for Public Broadcasting</i>	\$ 136,512
<i>CPB CARES Funding 2020, Corporation for Public Broadcasting</i>	\$ 50,386

DIVISION, DEPARTMENT & PRINCIPAL INVESTIGATOR	VALUE of AWARD
<b>STUDENT AFFAIRS</b>	<b>\$ 3,014,011</b>
<b>Enrollment Services, TRIO Programs</b>	<b>\$ 3,009,011</b>
<b>Gross, Ronnie</b>	<b>\$ 3,009,011</b>
<i>Educational Opportunity Center, Department of Education</i>	\$ 273,793
<i>Educational Talent Search, Department of Education</i>	\$ 323,420
<i>ETSU at Kingsport Upward Bound, Department of Education</i>	\$ 297,601
<i>ETSU Ronald McNair Postbaccalaureate Achievement, Department of Education</i>	\$ 299,981
<i>ETSU Upward Bound Bristol, Department of Education</i>	\$ 297,601
<i>ETSU Upward Bound Johnson City, Department of Education</i>	\$ 538,446
<i>ETSU Upward Bound Math Science, Department of Education</i>	\$ 297,890
<i>ETSU Veterans Upward Bound, Department of Education</i>	\$ 310,059
<i>Student Support Services, Department of Education</i>	\$ 370,220
<b>Student Affairs</b>	<b>\$ 5,000</b>
<b>Fulkerson, Joy</b>	<b>\$ 5,000</b>
<i>Ask Every Student Co-Designer Grant, Students Learn Students Vote Coalition</i>	\$ 5,000
<b>UNIVERSITY CENTERS</b>	<b>\$ 6,973,374</b>
<b>Center for Appalachian Studies</b>	<b>\$ 561,531</b>
<b>Bidgood, Lee</b>	<b>\$ 10,000</b>
<i>Fellowship Award for Amanda Morgan - In These Mountains, South Arts</i>	\$ 10,000
<b>Roach, Ron</b>	<b>\$ 551,531</b>
<i>Appalachian Teaching Project, Appalachian Regional Commission</i>	\$ 149,500
<i>Center of Excellence in Appalachian Studies 2020-2021, TN Higher Education Commission</i>	\$ 304,900
<i>Governor's School for the Scientific Exploration of Tennessee Heritage 2019-2020, TN Department of Education</i>	\$ 97,131
<b>Center for Community Outreach and Family Services</b>	<b>\$ 4,040,415</b>
<b>Leger, Robert</b>	<b>\$ 4,040,415</b>
<i>Families First - Community Innovation Grant (NCP) Non-Custodial Parents, TN Department of Human Services</i>	\$ 1,000,000
<i>Family Focused Solutions, TN Department of Human Services</i>	\$ 741,014
<i>WIOA National Disaster Relief Funding, Title I Career Service Provider, Alliance for Business and Training</i>	\$ 137,471
<i>Workforce Innovation &amp; Opportunity Act: American Job Center-One-Stop Operator, Alliance for Business and Training</i>	\$ 252,534
<i>Workforce Innovation &amp; Opportunity Act: Title 1 Career Service Provider, Alliance for Business and Training</i>	\$ 1,909,396


DIVISION, DEPARTMENT & PRINCIPAL INVESTIGATOR	VALUE of AWARD
<b>Center for Early Childhood Learning and Development</b>	<b>\$ 1,496,960</b>
Hale, Kimberly	\$ 956,308
<i>Center of Excellence in Early Childhood 2020-2021 , TN Higher Education Commission</i>	\$ 191,000
<i>Child Care Access Means Parents in School - CCAMPIS at ETSU, Department of Education</i>	\$ 85,935
<i>Data Analysis Project: TN Dept. of Education - Part B surveys, TN Department of Education</i>	\$ 51,999
<i>Expanding Horizons: Early Intervention Project, TN Department of Education</i>	\$ 586,589
<i>Data Analysis Project: TEIS (Collecting, analyzing and reporting results of Part C parent surveys), TN Department of Intellectual and Developmental Disabilities</i>	\$ 40,785
Mietzner, Sara	\$ 540,652
<i>TECTA - Tennessee Early Childhood Training Alliance 2020-2021, Tennessee State University</i>	\$ 458,452
<i>TECTA Tuition 2019-2020, Tennessee State University</i>	\$ 9,000
<i>TECTA Tuition 2020-2021, Tennessee State University</i>	\$ 73,200
<b>Center of Excellence in Math &amp; Science Education</b>	<b>\$ 337,112</b>
Godbole, Anant	\$ 119,462
<i>Governor's School in the Integration of Biological &amp; Statistical Sciences, TN Department of Education</i>	\$ 89,314
<i>Integrating Computing into the High School Mathematics Curriculum, Battelle Memorial Institute</i>	\$ 30,148
Tai, Chih-Che	\$ 217,650
<i>Integrating STEM and Literacy with Computation in Elementary Education (i-SLICEE), Department of Education</i>	\$ 217,650
<b>Child and Family Health Institute</b>	<b>\$ 495,774</b>
Johnson, Kiana	\$ 495,774
<i>Optimal Gifted &amp; Talented Student Identification: Maximizing Efficacy, Efficiency &amp; Equity, Department of Education</i>	\$ 495,774
<b>Applied Social Research Laboratory</b>	<b>\$ 41,582</b>
Foster, Kelly	\$ 41,582
<i>Ballad Health COVID-19 Community Care Project - 2020, Ballad Health</i>	\$ 41,582
<b>Grand Total</b>	<b>\$ 82,133,208</b>

VI. EAST TENNESSEE STATE UNIVERSITY  
FY21 NON-FINANCIAL AGREEMENTS<sup>1</sup>:  
NUMBER & PERCENT OF TOTAL (N=40) BY ENTITY TYPE



<sup>1</sup> Includes agreements such as Memoranda of Understanding and Data Use, Confidential Disclosure, and Material Transfer





Office of Research and Sponsored Programs Administration  
405 Ross Hall • Box 70565 • Johnson City, Tennessee 37614

Phone: (423) 439-6052 • e-Mail: [research@etsu.edu](mailto:research@etsu.edu) • Website: [www.etsu.edu/research/orspa](http://www.etsu.edu/research/orspa)