

APPLYING AS AN UNDERGRADUATE TO ETSU

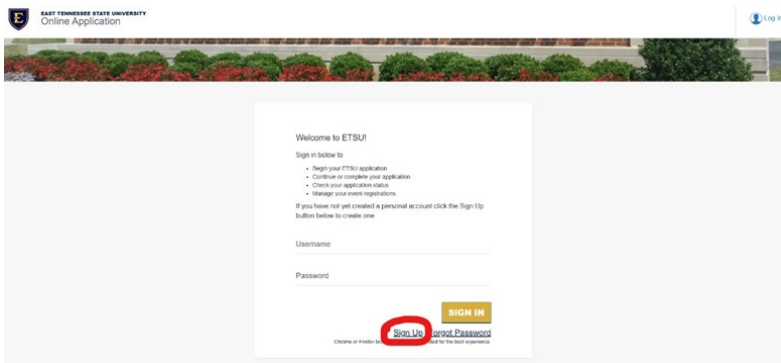
Please refer to the steps listed below for assistance in applying to ETSU.

Step 1.

Click on this link to start your undergraduate admissions - <https://etsu.edu/admissions/>

Step 2.

Click on the “APPLY TODAY” button and a new window will open – select Sign Up at the bottom of the screen.



East Tennessee State University Online Application

Welcome to ETSU!

Sign in below to:

- Begin your ETSU application
- Continue or complete your application
- Check your application status
- Manage your event registrations

If you have not yet created a personal account click the Sign Up button below to create one

Username

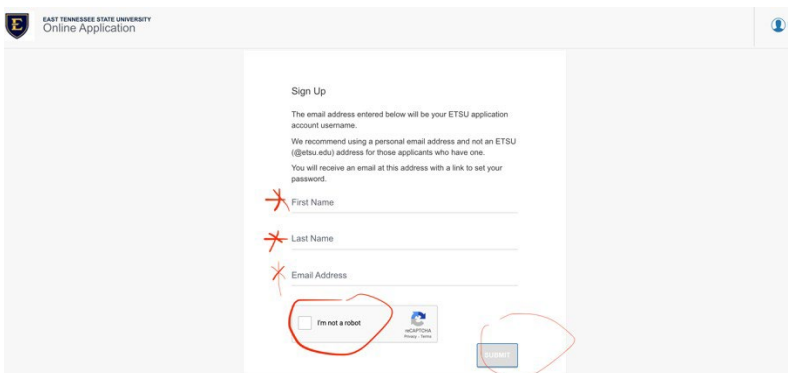
Password

[Sign Up](#) [Sign In](#)

Choose a Password

Step 3.

Type in your first name, last name, indicate you are not a robot and hit SUBMIT!



East Tennessee State University Online Application

Sign Up

The email address entered below will be your ETSU application account username.

We recommend using a personal email address and not an ETSU (@etsu.edu) address for those applicants who have one.

You will receive an email at this address with a link to set your password.

* First Name

* Last Name

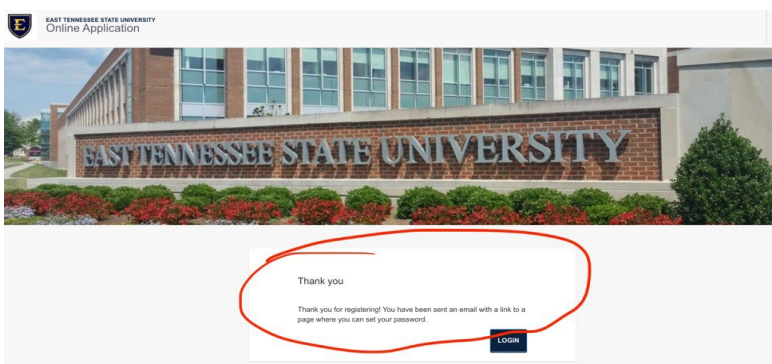
* Email Address

☐ I'm not a robot

[SUBMIT](#)

Step 4.

You will get a message that directs you to your personal e-mail account. You will get an e-mail that provides a link to change your password. You might want to put your password in a secure location that you can retrieve if you need to sign off and sign back in later.



East Tennessee State University Online Application

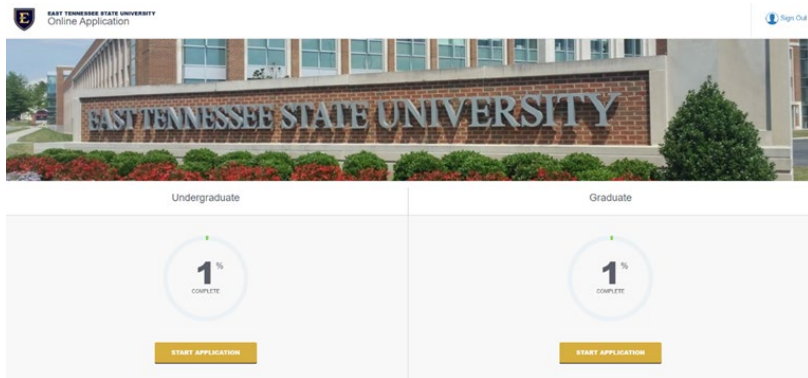
Thank you

Thank you for registering! You have been sent an email with a link to a page where you can set your password.

[LOGIN](#)

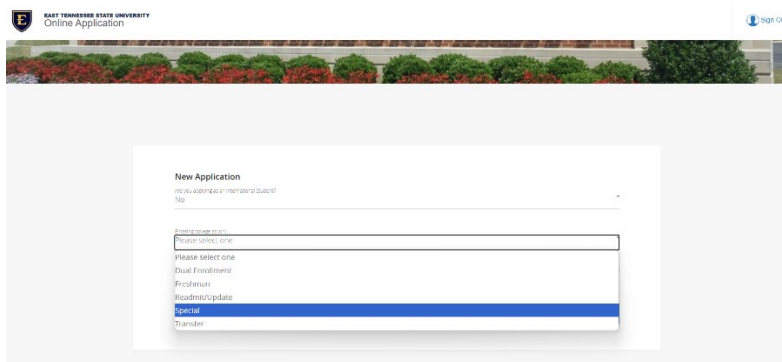
Step 5.

After you set up your password, you will be redirected back to the website to start your application. Select the Online Application button – next, select start application, then select Start Application on the Undergraduate side.



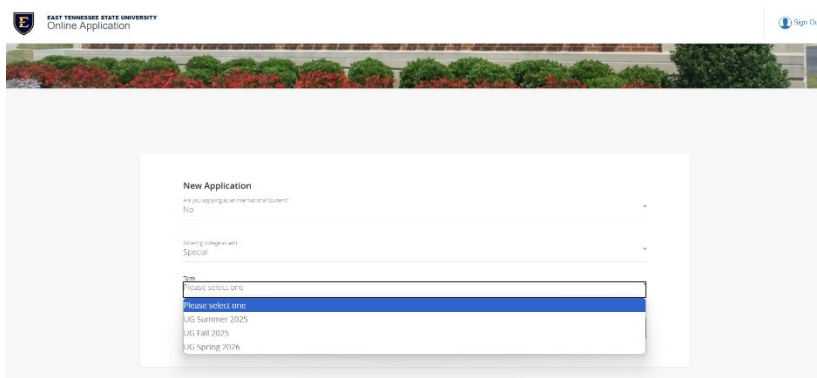
Step 6.

Under “New Application”, indicate if you are applying as an International Student. Then, select “Special” from the second drop down menu.



Step 7.

Select the term you want to start taking classes from the third drop down menu. Then, click START APPLICATION. You will then be directed to provide personal information. No screenshots are provided for that information.



Step 12.

The Program Information section asks if you plan to participate in the Occupational Licensure Program, select Yes.

The screenshot shows the 'Program Information' section of the ETSU Undergraduate application. The header includes the ETSU logo, 'EAST TENNESSEE STATE UNIVERSITY Undergraduate', a 'Sign Out' link, and a 'REVIEW APPLICATION' button. A sidebar on the left contains a menu with icons for Home, Application, Program Information, and other sections. The main content area lists several questions with dropdown menus for answers:

- Academic Major: Please select an option
- Concentration (not applicable to all majors): Please select an option
- Are you interested in pursuing one of the following health professions?: Please select an option
- Have you ever attended ETSU?: Please select an option
- Are you applying to be considered for dual enrollment while still in high school?: Please select an option
- Do you intend to be a visiting student for one semester, then return to your home institution?: Please select an option
- Do you plan to participate in the Occupational Licensure Program?: Please select an option

Step 9.

Once you have completed your personal information, you will click REVIEW APPLICATION. If all your information is correct, you will submit your application. For more information regarding applications, please visit the [Applying to ETSU webpage](#). If you have any additional questions, please contact Alternative Licensure at alternativelicensure@etsu.edu.