




BENCHMARKS FOR JOB-EMBEDDED LICENSURE



Benchmark #1: Admission to ETSU

- Complete application for admission/Obtain full admission status to ETSU Graduate School

-  If you are a current ETSU Student skip to Benchmark #2

Benchmark #3: Coursework

Meet with Advisor to review program of study regularly throughout program.

- Access provided Watermark account to submit course and program requirements

- Students must maintain continuous enrollment throughout the program and remain in academic good standing.

Benchmark #4: Additional Requirements

- University Supervisor Evaluation throughout program.


- Upload information and copy of an evaluation completed by the district each year as a Job-embedded student within Student Learning and Licensure.

Benchmark #2: Job-Embedded Licensure Package

- Submit an Intent to Hire letter that indicates the student has been or will be hired as the teacher of record by a school district in which ETSU holds a partnership.


- Complete the Job-Embedded Application.

- Provide proof of content knowledge: Bachelor's degree or higher in content area or passing Praxis II scores on all state required exams for licensure*. If applicable, passing scores should be sent both to TDOE and ETSU.

-  Students seeking a math endorsement have the option of taking the NES exam.

- Complete Background Check Package

- Provide proof of Liability Insurance Coverage

-  Students must maintain liability insurance throughout the job-embedded licensure process.

Benchmark #5: Program Completion

- Successful completion of all program requirements and any state required licensure exams.

- Apply for University graduation.

- Successful completion of at least 100 days of teaching experience as the teacher of record. All teaching experience must be uploaded into TN Compass.