

East Tennessee State University

http://www.example.com?location=globals.explore.pdf_header_url

Provider Type

Public

Address

1276 Gilbreath Dr
Johnson City, TN 37614

Mission:

To support a diverse student experience through research and service on campus and in the community

To promote a collaborative environment for faculty, staff, and students of various backgrounds to learn, work, and grow

To support excellence in teaching, coaching, leadership, and human services in diverse regional and national partnerships

To promote human development for a global society through engaged citizenship and life-long learning

Situated in northeast Tennessee, East Tennessee State University is a state-supported institution with a student population of over 14,000 including undergraduate and graduate. The majority of students are from Tennessee and the surrounding southeastern region of the U.S.; over 48 states and territories as well as 76 foreign countries are also represented. The institution was established in 1911 as the East Tennessee State Normal School and became East Tennessee State Teachers College in 1925. This long history of preparing teachers for the classroom continues today with programs offered online, at the main Johnson City campus and in Kingsport, Sevierville, and Morristown. The Clemmer College offers 39 teacher licensure programs as well as undergraduate and graduate degrees in the departments of Human Services and Counseling; Educational Leadership and Policy Analysis; Sport, Exercise, Recreation, and Kinesiology; Curriculum and Instruction; Educational Foundations and Special Education; and Early Childhood Education. Students in teacher education programs are immersed in PreK-12 classrooms throughout their four-year college experience and complete a year-long clinical residency in public school classrooms. Each teacher candidate seeking initial licensure as a teacher in Tennessee completes a performance-based subject-specific assessment that measures skills and knowledge that all teachers must master in order to be effective.

Endorsement Areas Offered

Biology	Middle Grades
Chemistry	Social Studies
Early Childhood Education	Physical Education
Education	Physics
Economics	Psychology
Elementary Education	Reading Specialist
English	School Counselor
English as a Second Language	School Social Worker
French	Sociology
General Music/Instrumental	Spanish
General Music/Vocal	Special Education - Comprehensive
Geography	Special Education
German	Preschool/Early Childhood
Government	Special Education - Speech
History	Language Pathologist
Instructional Leader	Special Education
Library	Interventionist
Information Specialist	Speech Communication
Mathematics	theatre
Middle Grades English	Visual Arts
Middle Grades Language Arts	
Middle Grades Mathematics	
Middle Grades Science	

Overall Performance

What is this metric?

Exceeds Expectations

This is a measure of an EPP's overall performance across the three scored domains in the Report Card: Candidate Profile, Employment, and Provider Impact.

Score over time

Exceeds Expectations
2019

Performance Category 3
2018

Performance Category 3
2017

What is this metric?

This is a measure of an EPP's overall performance across the three scored domains in the Report Card: Candidate Profile, Employment, and Provider Impact.

Candidate Profile

The Candidate Profile domain evaluates the provider's ability to recruit a strong, diverse cohort of candidates and prepare them to teach in the content areas of greatest need.

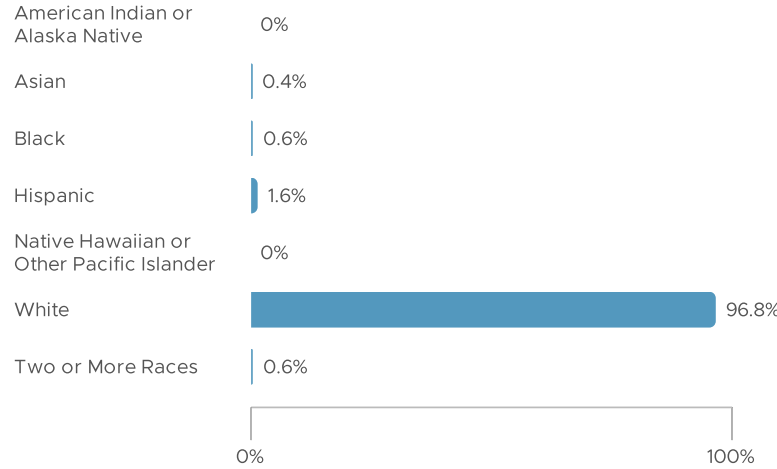
Performance

Does Not Meet Expectations

What is this metric?

The Candidate Profile domain evaluates the provider's ability to recruit a strong, diverse cohort of candidates and prepare them to teach in the content areas of greatest need.

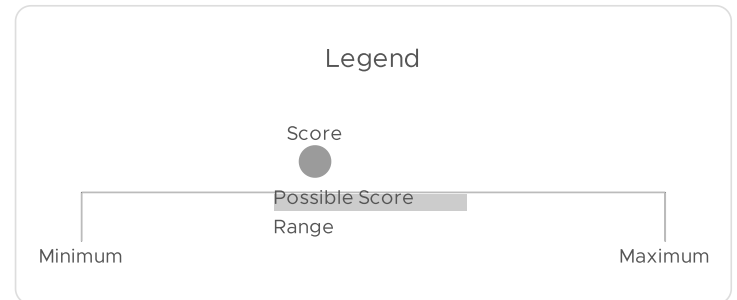
Student Enrollment by Race



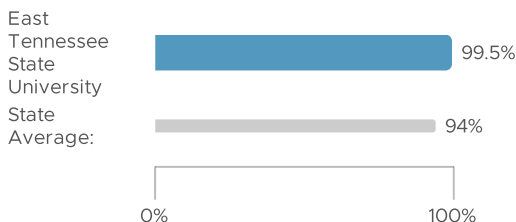
What does this mean?

a whole text paragraph here

Metrics description here.



Percentage of Cohort with Qualifying Assessment Scores



This metric is unscored


Percentage of Racially Diverse Completers



What does this mean?

The score of **3.2** earned this EPP **1.1** out of **10** points possible. Lorem ipsum dolor.

Percentage of High-Demand Endorsements



What does this mean?

The score of **18.9** earned this EPP **4.6** out of **10** points possible. Lorem ipsum dolor.

Employment

The Employment domain evaluates a provider's performance in preparing educators to begin and remain teaching in Tennessee public schools.

Performance

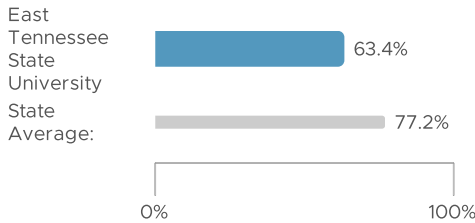
What does this mean?

a whole text paragraph here

Exceeds Expectations

Metrics

Rate of First-Year Employment in Tennessee Public Schools



This metric is unscored

Second Year Retention Rate



What does this mean?

The score of **94.2** earned this EPP **8.5** out of **9** points possible. Lorem ipsum dolor.

Third Year Retention Rate



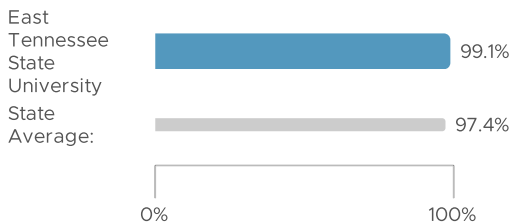
What does this mean?

The score of **86** earned this EPP **6** out of **6** points possible. Lorem ipsum dolor.

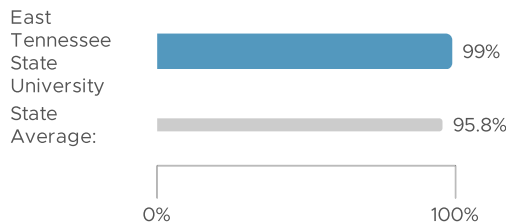
Candidate Assessment

The Candidate Assessment domain evaluates a provider's performance in preparing candidates to pass the pedagogical and content-area assessments required to obtain a Tennessee teaching license.

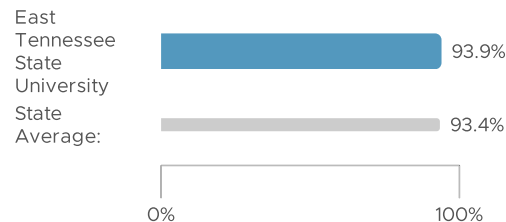
Praxis Principles of Learning and Teaching (PLT) Pass Rate



edTPA Pass Rate



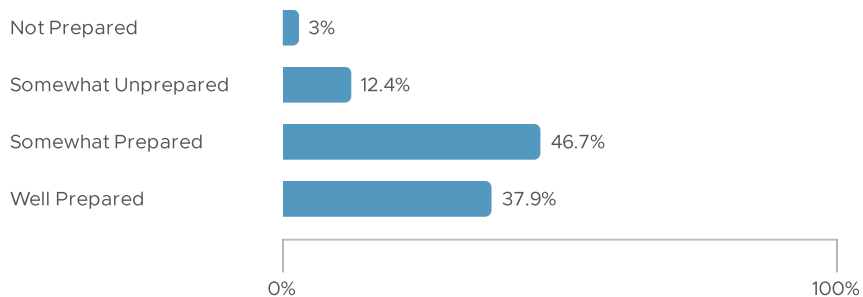
Praxis Subject Assessments Pass Rate



Satisfaction

The Satisfaction domain reports how well completers feel that their preparation program prepared them for teaching.

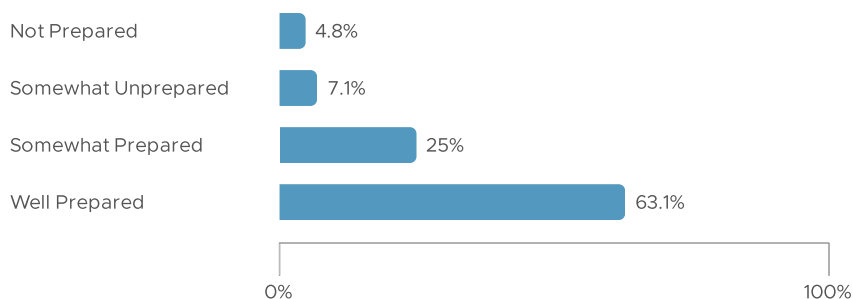
Preparedness from Coursework



What is this metric?

This metric reports how prepared cohort members felt by their EPP's coursework and program content.

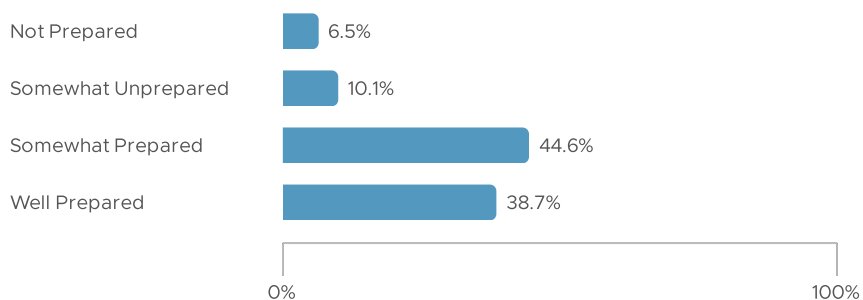
Preparedness from Clinical Experience



What is this metric?

This metric reports how prepared cohort members felt by their clinical experience.

Overall Preparedness



What is this metric?

This metric reports how prepared cohort members felt overall.