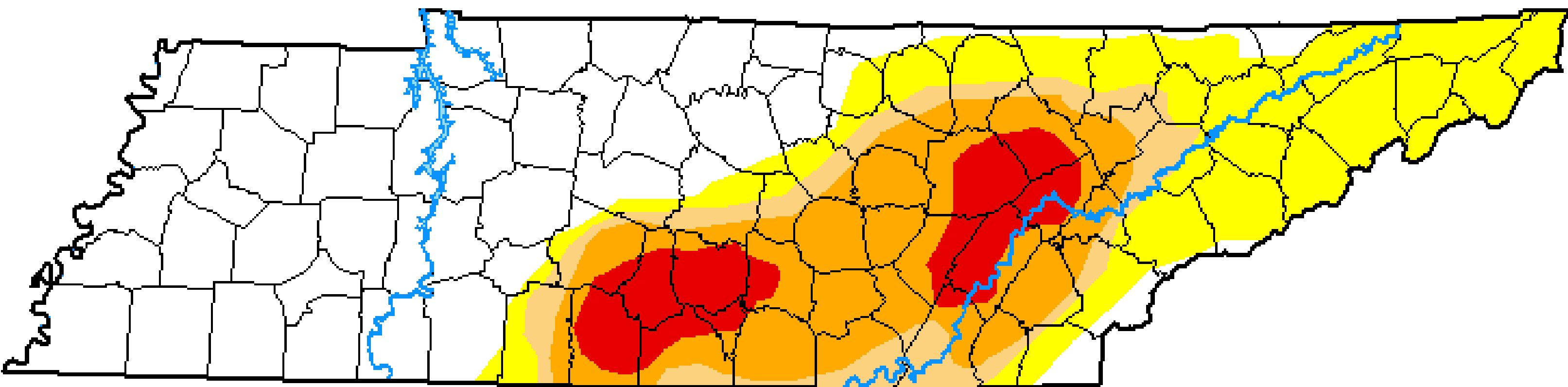


# Tennessee Drought Update

For the assessment period ending January 7, 2025

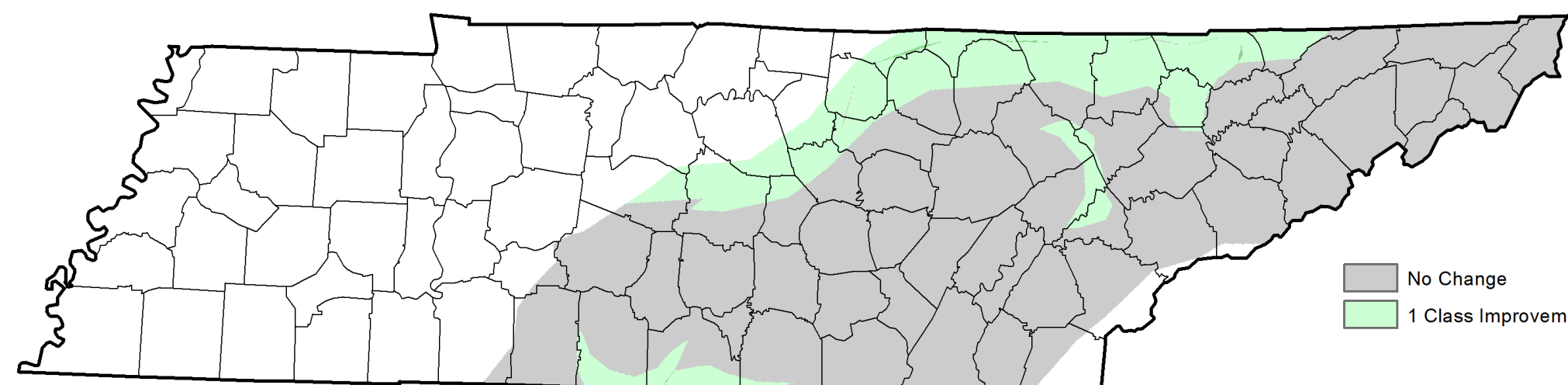
## This Week's Drought Monitor of Tennessee Map

From the US Drought Monitor, authored by Brad Pugh, NOAA/CPC with input from the Tennessee Climate Office



Above normal precipitation from late December through early January has led to minor improvements mostly in the western and northern parts of the current drought area.

### Change Since Last Week



A product of the Tennessee Climate Office  
[www.etsu.edu/tn-climate](http://www.etsu.edu/tn-climate)



# Statewide Condition Summary

**What's Changed?** Widespread light to moderate precipitation over the past week or two has led to 1-category improvements in parts of Middle Tennessee, the Cumberland Plateau and northern East Tennessee.

**What's New?** Areas of Moderate Drought and Abnormally Dry Conditions were improved from Williamson County east and north to the Kentucky Border and eastward to Hancock County at the Virginia border. Areas of Extreme and Severe Drought were improved by 1 category in southern Middle Tennessee and Cumberland Plateau, and Areas of Extreme Drought were improved by 1 category in from eastern Morgan County down through Roane and Loudon Counties in East Tennessee.

**What's Next?** A winter storm is forecast to move across Tennessee producing several inches of snow for most areas of the state, this combined with below normal temperatures may lead to further improvements in drought conditions in the eastern half of the state.

## Statewide Coverage By Category

Category	Coverage This Week	Change Since Last Week
D0: Abnormally Dry	20.82%	+2.88%
D1: Moderate Drought	7.12%	-5.32%
D2: Severe Drought	16.01%	+0.78%
D3: Extreme Drought	7.60%	-1.20%
D4: Exceptional Drought	0%	0%

# Icon Library



No Precipitation




Increasing drought conditions



Rivers and Streams



Precipitation




Temperatures



Improvement



A mixture of improving and worsening conditions



No Change



Worsening conditions



Hurricane/Tropical storm

- 5 Class Degradation
- 4 Class Degradation
- 3 Class Degradation
- 2 Class Degradation
- 1 Class Degradation
- No Change
- 1 Class Improvement
- 2 Class Improvement
- 3 Class Improvement
- 4 Class Improvement
- 5 Class Improvement