

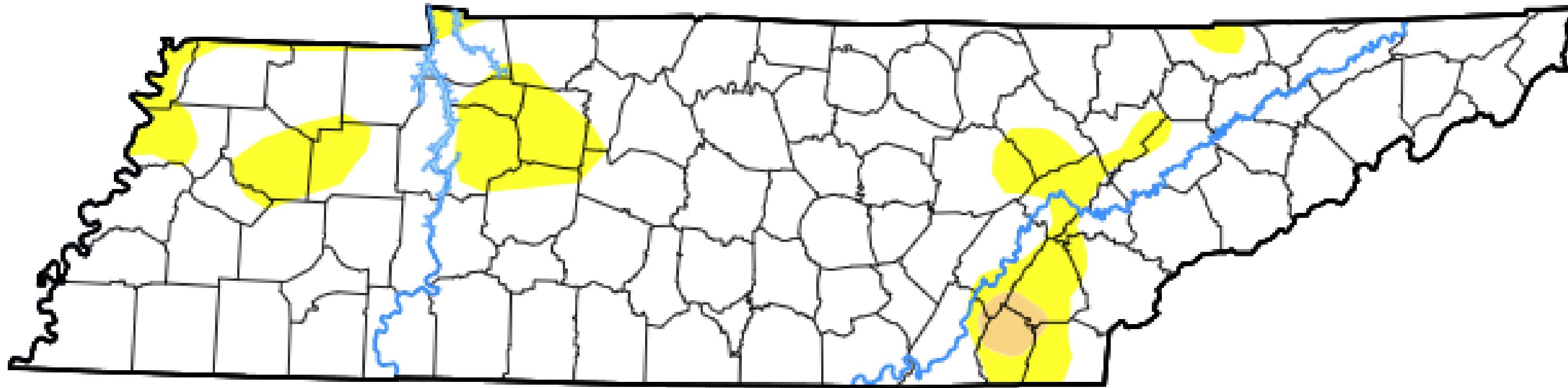
Tennessee Drought Update

For the assessment period ending April 23rd, 2024

Statewide Condition Summary

This Week's Drought Monitor of Tennessee Map

From the US Drought Monitor, authored by David Simeral, WRCC with input from the Tennessee Climate Office



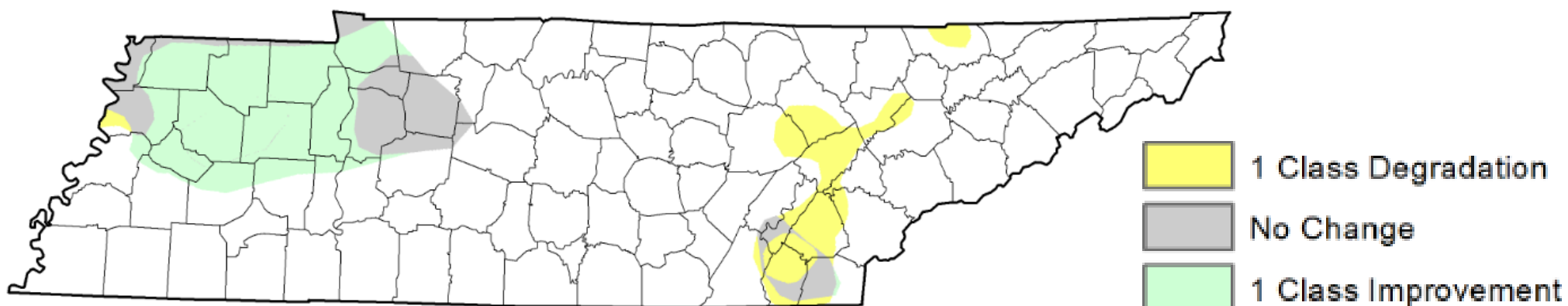
- Recent rainfall has led to improvements across West and Middle Tennessee
- Lack of rainfall in East Tennessee has led to worsening conditions

What's Changed? Rainfall over the past week (Tuesday to Tuesday) predominately fell over West Tennessee, leading to improvements to drought conditions, soil moisture, and streamflow rates. However, the rest of the state was largely missed this week, which has led to expanding and worsening drought conditions across East Tennessee.

What's New? The area of D0 has been reduced and D1 conditions have been removed in Gibson and Carroll counties. D0 conditions have expanded in East Tennessee and parts of McMinn, Hamilton, Bradley, and Meigs have received the D1 designation.

What's Next? Over the next 7 days, forecasts are depicting a large precipitation system just west of Tennessee. However, most of this rainfall is predicted to miss Tennessee with most of the forecasted precipitation falling over the TN-AR border. Rainfall totals of 0.1 – 0.25 are expected for East Tennessee and the Cumberland Plateau suggesting a continuation of the current trend (improving conditions in the west, worsening conditions in the east).

Change Since Last Week




A product of the Tennessee Climate Office
www.etsu.edu/tn-climate



Statewide Coverage By Category

Category	Coverage This Week	Change Since Last Week
D0: Abnormally Dry	11.44%	-4.82%
D1: Moderate Drought	0.75%	-1.14%
D2: Severe Drought	0%	0%
D3: Extreme Drought	0%	0%
D4: Exceptional Drought	0%	0%

Icon Library



No Precipitation




Increasing drought conditions



Rivers and Streams



Precipitation




Temperatures



Improvement



A mixture of improving and worsening conditions



No Change



Worsening conditions



Hurricane/Tropical storm

5 Class Degradation

4 Class Degradation

3 Class Degradation

2 Class Degradation

1 Class Degradation

No Change

1 Class Improvement

2 Class Improvement

3 Class Improvement

4 Class Improvement

5 Class Improvement